



Statistics on Prime-Listed Companies Who Decided to Transfer to the Standard Market

Exchange & beyond
Tokyo Stock Exchange, Inc.

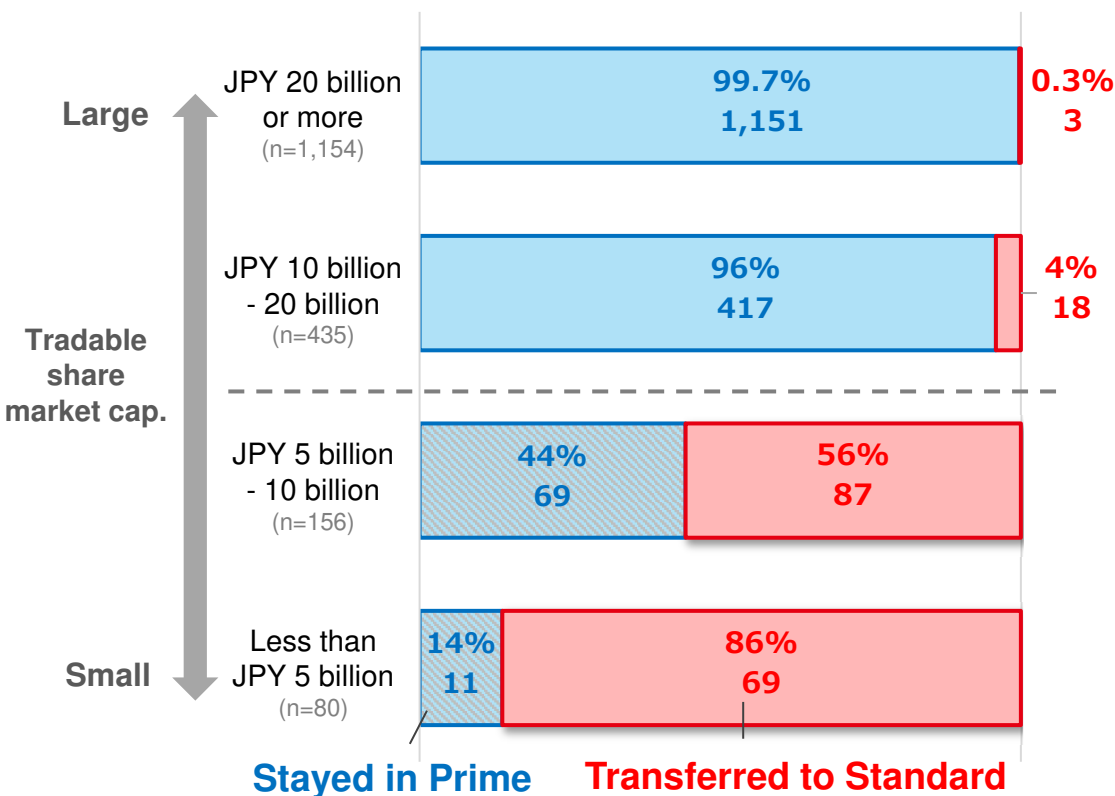
October 11, 2023



Statistics on Prime-listed companies who decided to transfer to the Standard Market

- The number of Prime-listed companies that chose to transfer to the Standard Market during the special exception period (Apr.-Sep. 2023) is **177**.
- While most of the companies do not meet the tradable share market cap (JPY 10 billion or more), 14 companies meeting all the criteria for the Prime Market chose to transfer to the Standard Market because they found it difficult to consistently meet the continued listing criteria.
 - The companies that have opted to transfer will be transferred to the Standard Market on October 20, 2023.
- A total of 515 companies will have moved to the Standard Market from the former 1st Section (24% of companies listed on the former 1st Section)

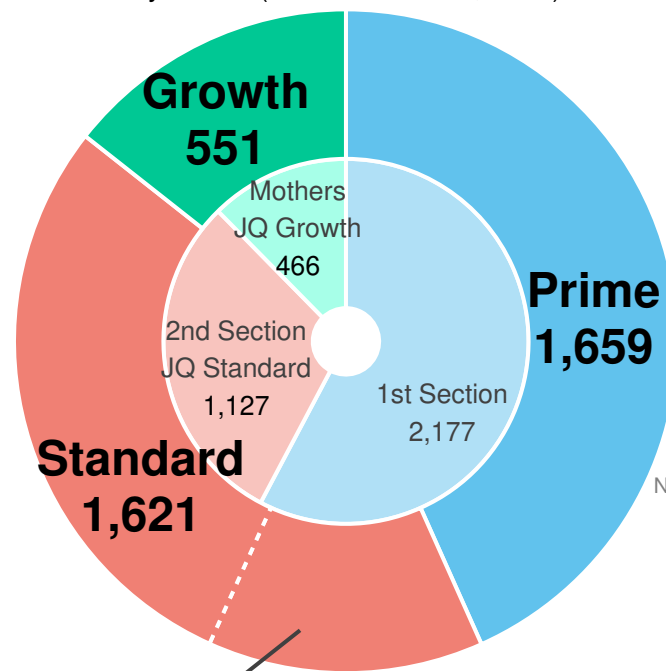
Selection Results by Tradable Share Market Cap.



Note: Figures for tradable share market cap. are the status at the most recent judgments as of the end of May 2023.

Number of Listed Companies after the Market Segment Transfers

Inner Circle: Old Market Segment (as of April 1, 2022)
Outer Circle: New Market Segment after the Market Segment transfers by choice (as of October 20, 2023)



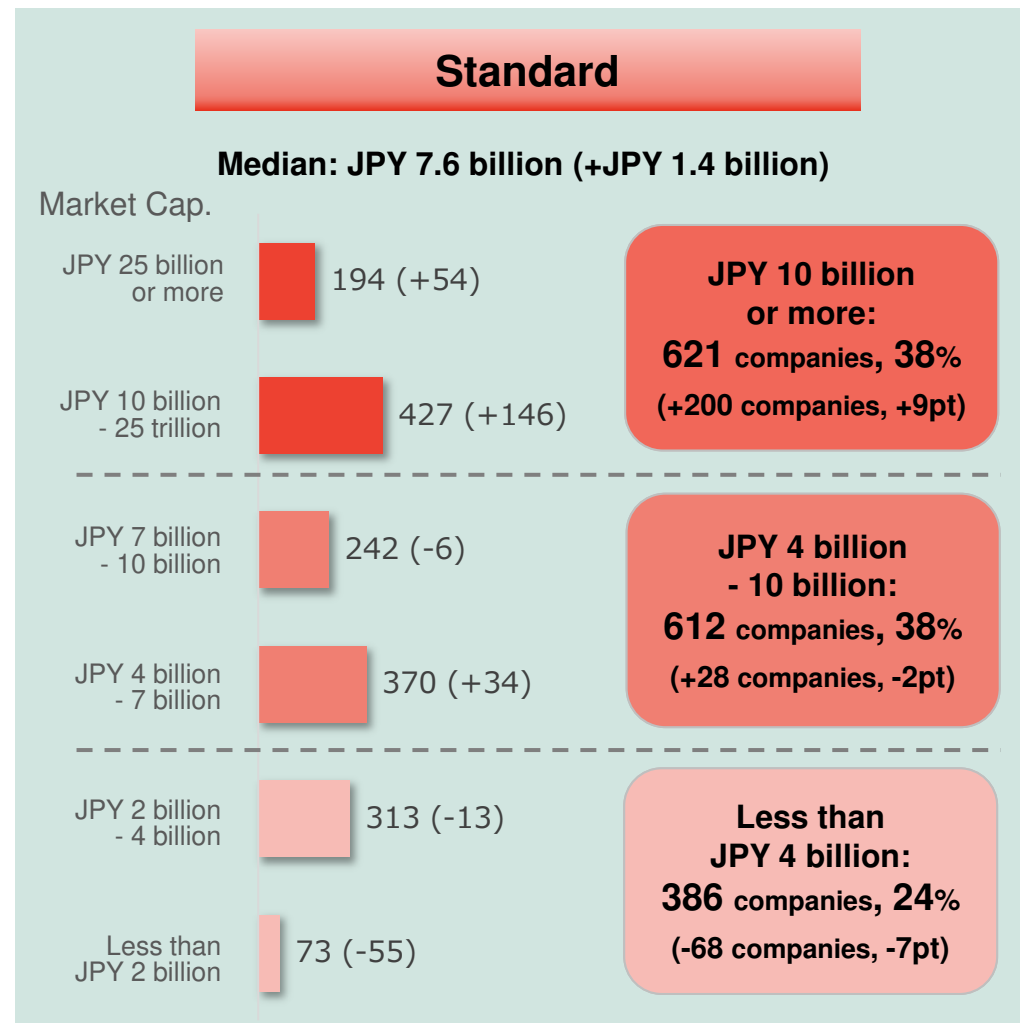
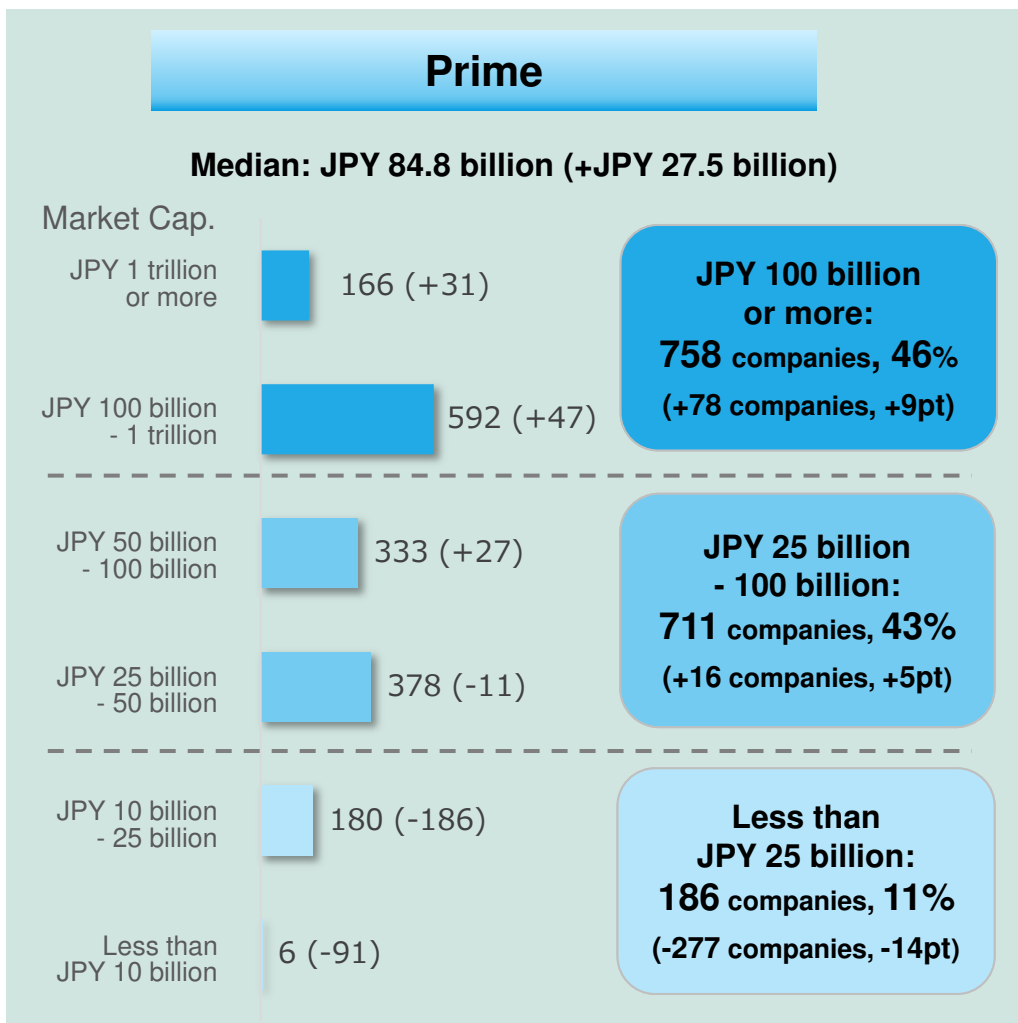
Note: The number of companies after the market segment transfers reflects the number of companies expected to be newly listed or delisted by October 20, 2023.

1st Section to Standard: **515** (37 of which met the Prime criteria)

- 338 of which transferred at the time of transition in Apr. 2022 (“ : 23)
- 177 of which chose to transfer this time: (“ : 14)

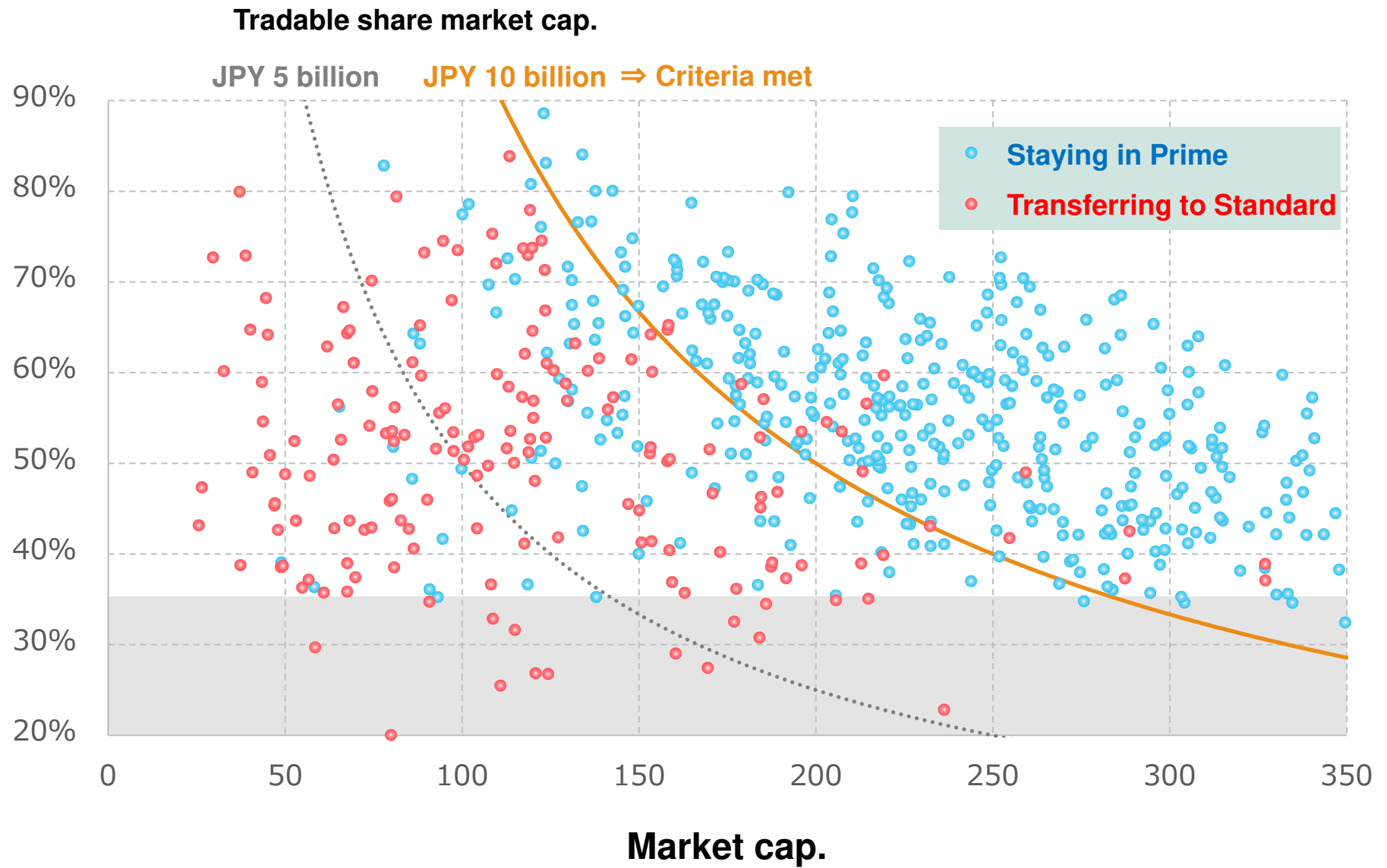
Reference: Distribution of market cap. after the market segment transfers

Figures in parentheses represent changes from July 2022



Note: Market segments for each company are as of October 20, 2023, after the by-choice market segment transfers. Note: Market cap. is as of September 30, 2023.

Reference: Selection results by market cap. and tradable share ratio



Note: Plotted for Prime Market listed companies with tradable share market cap. of less than JPY 20 billion.

Note: Figures are the status at the most recent judgments as of the end of May 2023.

Reference: Companies that do not meet the continued listing criteria

- After the market segment transfers, the total number of companies subject to transitional measures will be **379**. (**Down 131** from 510 at the end of 2022.)

Note: Reflects status of judgment until May 31, 2023. Excluding companies that plan to go private.

Number of Companies that do not Meet the Criteria

Prime

Tradable Share Market Cap (JPY 10 bil.)	:	80
Tradable Share Ratio (35%)	:	26
Trading Value (daily avg. JPY 20 mil.)	:	16
Total (excluding duplications)	:	115

Note: Excluding companies that plan to go private.
Note: Down 154 from 269 at the end of 2022

Standard

Tradable Share Market Cap (JPY 1 bil.)	:	146
Tradable Share Ratio (25%)	:	81
# of Shareholders (400 shareholders)	:	7
Total (excluding duplications)	:	213

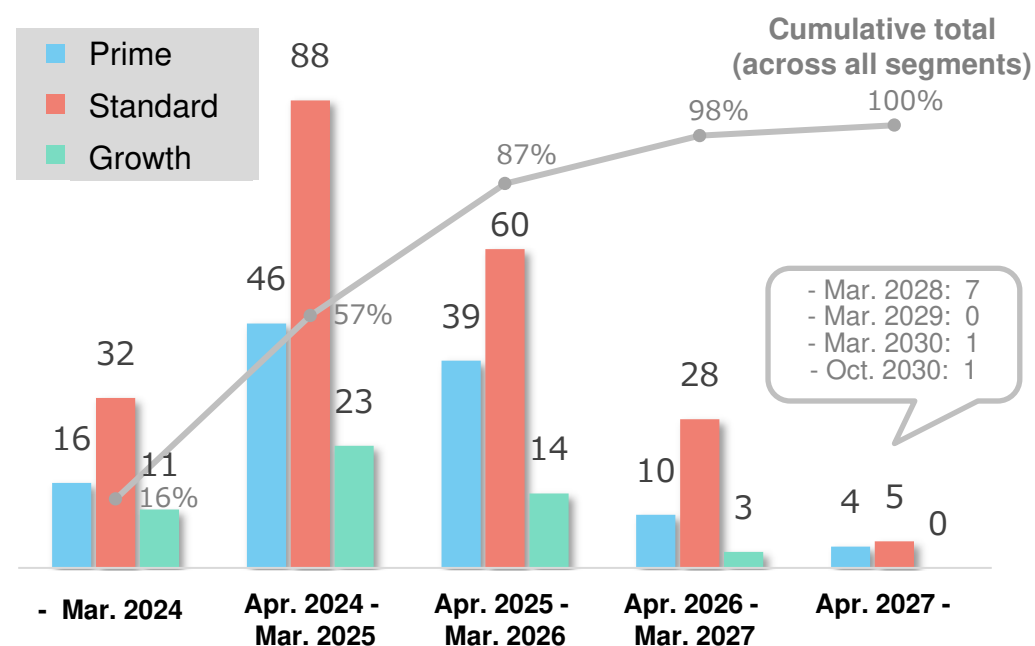
Note: Increased 13 from 200 at the end of 2022

Growth

Tradable Share Market Cap (JPY 0.5 bil.)	:	7
Tradable Share Ratio (25%)	:	21
Market Cap. (JPY 4 bil. from 10 th yr. of IPO)	:	26
Total (excluding duplications)	:	51

Note: Increased 10 from 41 at the end of 2022

Distribution of Plan Lengths



Note: Reflects status of judgment until May 31, 2023.

Note: Excluding companies that plan to go private.

Note: If multiple criteria are not met and different length plans are set for each, the longest length plan is used.

(Reference) **List of Companies Subject to Transitional Measures:** <https://www.jpx.co.jp/english/listing/market-alerts/improvement-period/index.html>
List of Companies That Transferred Their Market Segment: <https://www.jpx.co.jp/english/listing/stocks/transfers/index.html>

* Each list is posted at the foot of each webpage in Excel format.