

1. TOPIX Data

The following types of information are provided as part of the TOPIX Data Service:

1. Data of indices calculated by JPXI. (and described in Appendix 1.)
2. Constituent related data of the indices.

New Info

Latest data regarding the following menu can be downloaded from “New Info”.

- Price Return Index (Close)
- Price Return Index (Calculation Data)
- Total Return Index (Close)
- Total Return Index (Calculation Data)
- Change in Constituents' Level Data (Forecast)
- Change in Constituents' Level Data (MMDD)
- Index Constituents Master (MMDD)
- Index Constituents Master (MMDD-1)

* "MMDD" means the next business day after the data is provided.

2. Update timing and retention period of the data

Updating timing is as follows,

(New Info)

	Update timing (JST based)
Price Return Index(Close)	Updated every business day at approximately 16:00 *Update every business day at approximately 16:30 on and after November 5, 2024.
Price Return Index(Calculation Data)	Updated every business day at approximately 19:00
Total Return Index(Close)	Updated every business day at approximately 16:00 *Update every business day at approximately 16:30 on and after November 5, 2024.
Total Return Index(Calculation Data)	Updated every business day at approximately 19:00
Change in Constituents' Level Data(Forecast)	Updated every business day at approximately 16:45.
Change in Constituents' Level Data(MMDD)	Updated every business day at approximately 16:45.
Index Constituents Master(MMDD)	Updated every business day at approximately 19:00
Index Constituents Master(MMDD-1)	Updated every business day at approximately 19:00

(Price Return Index / Total Return Index)

Closing price, market value, base market value and number of constituents of index can be searched with "Price Return Index". Also, closing price, ROI(Return On Investment), market value and base market value of Total Return Index can be searched with "Total Return Index".

Update timing	Updated every business day at approximately 16:00 (at the same time as "New Info") ※ Update every business day at approximately 16:30 on and after November 5, 2024.
Data Retention period	2 years

(Change in Constituents' Level Data)

Changes in number of shares for respective constituents due to corporate action events (issuance of new shares, stock splits and etc.) and changes in other attributes such as index classification can be searched in this menu.

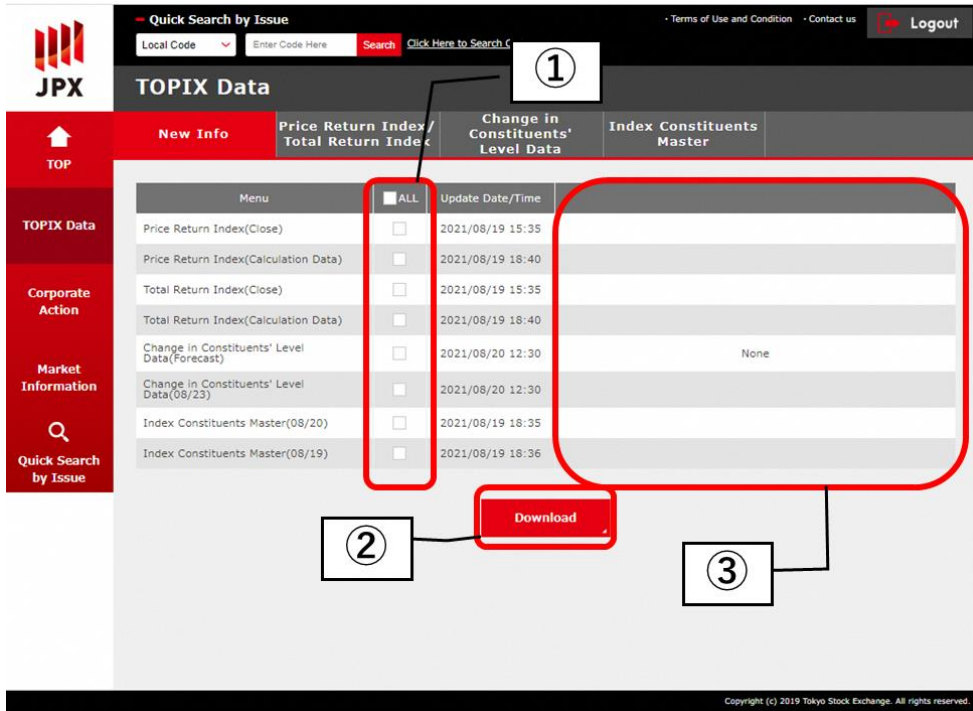
Update timing	Updated every business day at approximately 16:45. (at the same time as "New Info")
Data Retention period	2 years

(Index Constituents Master)

The index constituent master is provided.

Update timing	Updated every business day at approximately 19:00 (at the same time as "New Info")
Data Retention period	A maximum of 40 days (including past 10 business days and upcoming one month in the future.)

3. Description of the TOPIX Data Screen

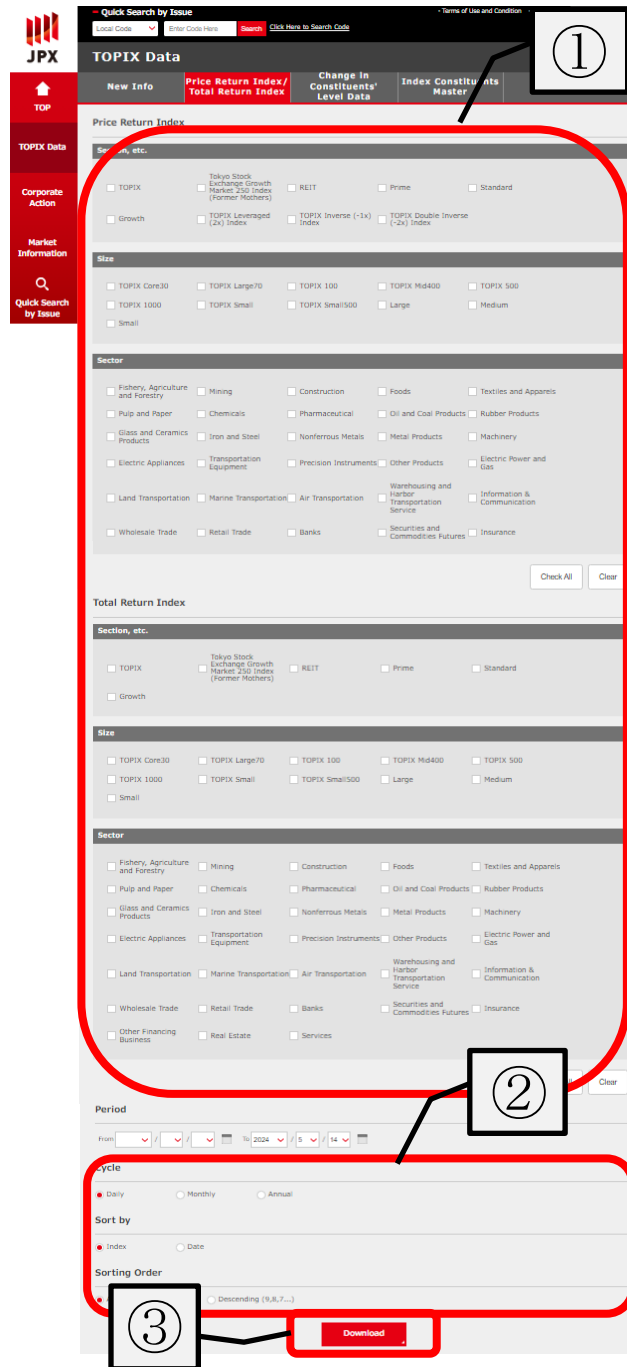


The screenshot shows the TOPIX Data screen with the following table of data:

Menu	ALL	Update Date/Time	
Price Return Index(Close)	<input type="checkbox"/>	2021/08/19 15:35	
Price Return Index(Calculation Data)	<input type="checkbox"/>	2021/08/19 18:40	
Total Return Index(Close)	<input type="checkbox"/>	2021/08/19 15:35	
Total Return Index(Calculation Data)	<input type="checkbox"/>	2021/08/19 18:40	
Change in Constituents' Level Data(Forecast)	<input type="checkbox"/>	2021/08/20 12:30	None
Change in Constituents' Level Data(08/23)	<input type="checkbox"/>	2021/08/20 12:30	
Index Constituents Master(08/20)	<input type="checkbox"/>	2021/08/19 18:35	
Index Constituents Master(08/19)	<input type="checkbox"/>	2021/08/19 18:36	

1. Latest update files can be downloaded with CSVs from the TOPIX Data's top page. Data can be selected by checking the related boxes.
2. Data can be downloaded in CSV format.
3. If there is no updated data for each menu, "None" will be set in the rightmost box.

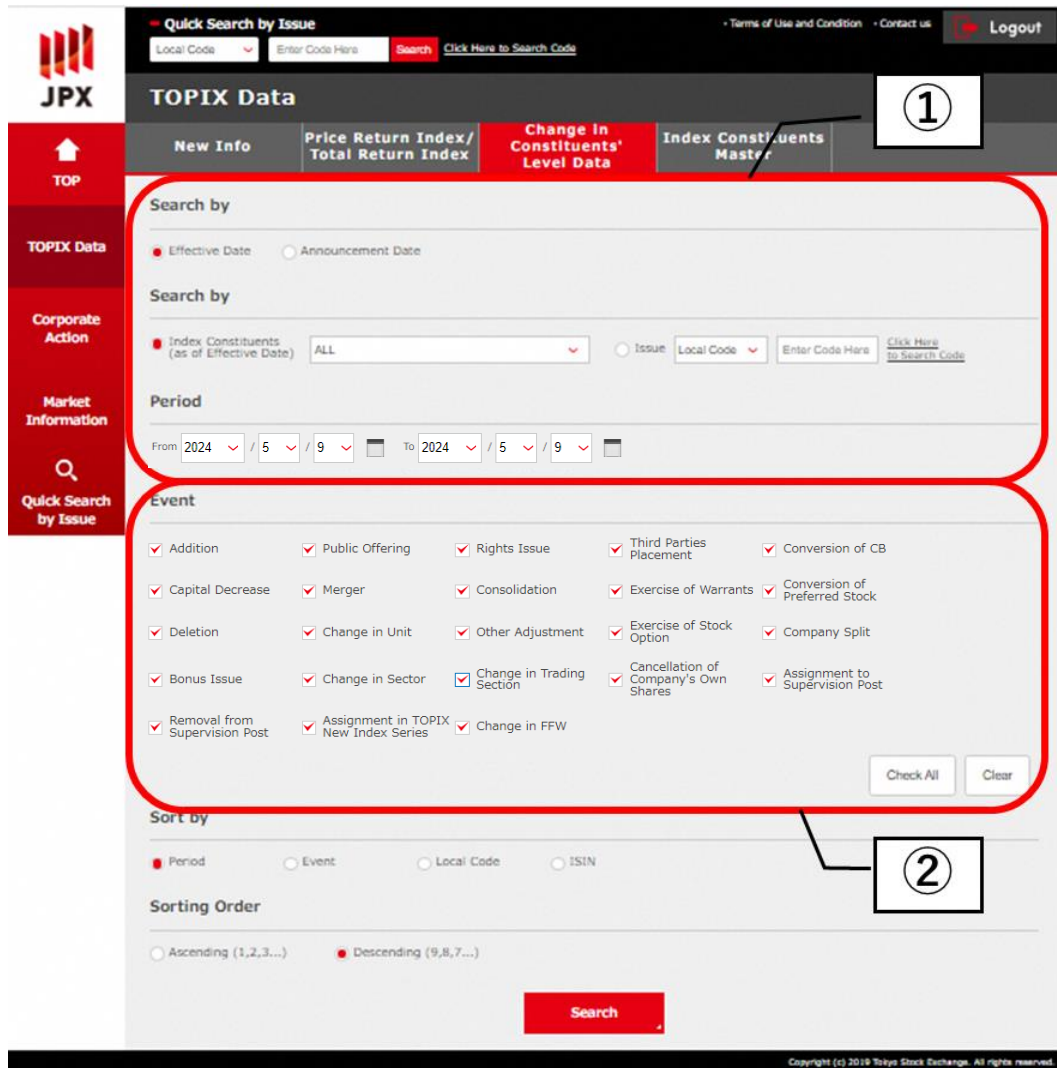
Price Return Index/Total Return Index Screen



The screenshot shows the JPX TMI Web Service interface. At the top, there is a search bar with a "Quick Search by Issue" dropdown and a "Search" button. Below the search bar, there are navigation tabs: "New Info", "Price Return Index/Total Return Index", "Change in Constituents' Level Data", and "Index Constituents Master". The "Price Return Index/Total Return Index" tab is selected. The main content area is divided into two sections: "Price Return Index" and "Total Return Index". Each section has a "Section, etc." filter with checkboxes for TOPIX, Growth, Tokyo Stock Exchange Growth Market 200 Index (Former Mothers), REIT, Prime, and Standard. Below this is a "Size" filter with checkboxes for TOPIX Core30, TOPIX Large70, TOPIX 100, TOPIX Mid400, TOPIX 500, TOPIX 1000, TOPIX Small, TOPIX Small500, Large, and Medium. The "Sector" filter includes checkboxes for various industries such as Fishery, Agriculture and Forestry, Mining, Construction, Foods, Textiles and Apparel, Pulp and Paper, Chemicals, Pharmaceutical, Oil and Coal Products, Rubber Products, Glass and Ceramics Products, Iron and Steel, Nonferrous Metals, Metal Products, Machinery, Electric Appliances, Transportation Equipment, Precision Instruments, Other Products, Electric Power and Gas, Land Transportation, Marine Transportation, Air Transportation, Warehousing and Harbor Transportation Service, Information & Communication, Wholesale Trade, Retail Trade, Banks, Securities and Commodities Futures, Insurance, and Other Financing Business, Real Estate, and Services. There are "Check All" and "Clear" buttons for each filter section. Below the filters, there is a "Period" section with "From" and "To" date pickers (set to 2024/5/14), a "Cycle" section with radio buttons for Daily, Monthly, and Annual, a "Sort by" section with radio buttons for Index and Date, and a "Sorting Order" section with a dropdown menu set to "Descending (B,K,7,...)". A red box highlights the search filters, and three numbered callouts (1, 2, 3) point to the search bar, the search period/cycle/sort options, and the download button respectively.

1. Either all or specifically selected indices can be searched.
2. The search period, cycle and sort conditions can be selected. Please note that search period has different the data retention periods are different depending on "Cycle"(Daily : past 2 years, Monthly : 2 years, Annual : 10 years).
3. Data can be downloaded in CSV format.

Changes in Constituents' Level Data Screen

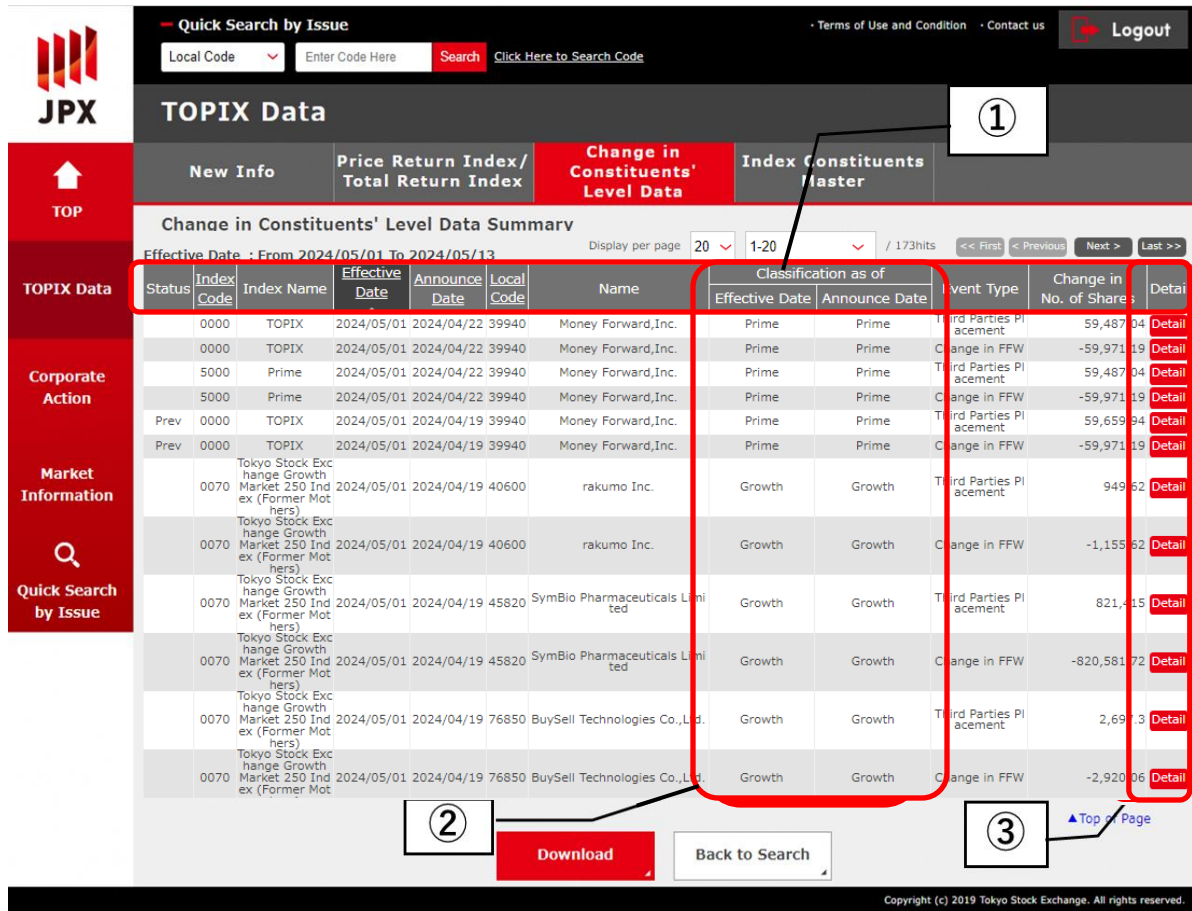


1. Data within a specific period can be searched.

Search focusing on the specific index and/or constituent(instrument) can be done (e.g. data only for TOPIX constituents can be extracted if selected so.). Users can search for specific index by selecting the index from pull-down menu while Users can search for specific constituent by clicking the radio button "Issue", select local code or ISIN from the pull-down menu and input local code or ISIN.

2. Events can also be selected to search.

Change in Constituents' Level Data Summary Screen



Quick Search by Issue | Terms of Use and Condition | Contact us | Logout

Local Code | Enter Code Here | Search | Click Here to Search Code

TOPIX Data

New Info | Price Return Index / Total Return Index | **Change in Constituents' Level Data** | Index Constituents Master

Change in Constituents' Level Data Summary

Effective Date: From 2024/05/01 To 2024/05/19 | Display per page: 20 / 1-20 / 173hits | << First < Previous Next > Last >>

Status	Index Code	Index Name	Effective Date	Announce Date	Local Code	Name	Classification as of		Event Type	Change in No. of Shares	Detail
							Effective Date	Announce Date			
	0000	TOPIX	2024/05/01	2024/04/22	39940	Money Forward, Inc.	Prime	Prime	Third Parties Placement	59,487	Detail
	0000	TOPIX	2024/05/01	2024/04/22	39940	Money Forward, Inc.	Prime	Prime	Change in FFW	-59,971	Detail
	5000	Prime	2024/05/01	2024/04/22	39940	Money Forward, Inc.	Prime	Prime	Third Parties Placement	59,487	Detail
	5000	Prime	2024/05/01	2024/04/22	39940	Money Forward, Inc.	Prime	Prime	Change in FFW	-59,971	Detail
Prev	0000	TOPIX	2024/05/01	2024/04/19	39940	Money Forward, Inc.	Prime	Prime	Third Parties Placement	59,659	Detail
Prev	0000	TOPIX	2024/05/01	2024/04/19	39940	Money Forward, Inc.	Prime	Prime	Change in FFW	-59,971	Detail
	0070	Tokyo Stock Exchange Growth Market 250 Index (Former Mothers)	2024/05/01	2024/04/19	40600	rakumo Inc.	Growth	Growth	Third Parties Placement	949	Detail
	0070	Tokyo Stock Exchange Growth Market 250 Index (Former Mothers)	2024/05/01	2024/04/19	40600	rakumo Inc.	Growth	Growth	Change in FFW	-1,155	Detail
	0070	Tokyo Stock Exchange Growth Market 250 Index (Former Mothers)	2024/05/01	2024/04/19	45820	SymBio Pharmaceuticals Limited	Growth	Growth	Third Parties Placement	821,415	Detail
	0070	Tokyo Stock Exchange Growth Market 250 Index (Former Mothers)	2024/05/01	2024/04/19	45820	SymBio Pharmaceuticals Limited	Growth	Growth	Change in FFW	-820,581	Detail
	0070	Tokyo Stock Exchange Growth Market 250 Index (Former Mothers)	2024/05/01	2024/04/19	76850	BuySell Technologies Co., Ltd.	Growth	Growth	Third Parties Placement	2,691	Detail
	0070	Tokyo Stock Exchange Growth Market 250 Index (Former Mothers)	2024/05/01	2024/04/19	76850	BuySell Technologies Co., Ltd.	Growth	Growth	Change in FFW	-2,920	Detail

Download | Back to Search | Top of Page

Copyright (c) 2019 Tokyo Stock Exchange. All rights reserved.

1. The search result can be sorted by the item in the header which has link(underline). Item in black cell indicates the current sort key.
2. The index classification as of the effective date and the announcement date will be provided.
3. More detailed information of the specific data can be viewed after pressing "Detail" of each

Change in Constituents' Level Data Detail Screen

Change in Constituents' Level Data Details

Effective Date	Announcement Date	Publication Date on 'Syoho'
2024/05/01	2024/04/22	2024/03/28

Status	Index Code	Index Name	Local Code	Name	ISIN	Event Type
	0000	TOPIX	39940	Money Forward, Inc.	JP3869960009	Third Parties Management

Change in No. of Shares	Change in No. of Shares before FFW	Ratio	Paid Amount	Number of Shares (as of Effective Date)	Number of Shares before FFW (as of Effective Date)
59,487.04	108,375	:		29,985,111.6	54,627,640

Index Classification (as of Effective Date)	New Sector	New Size (New Index Series)	New FFW	New Trading Unit
Prime				

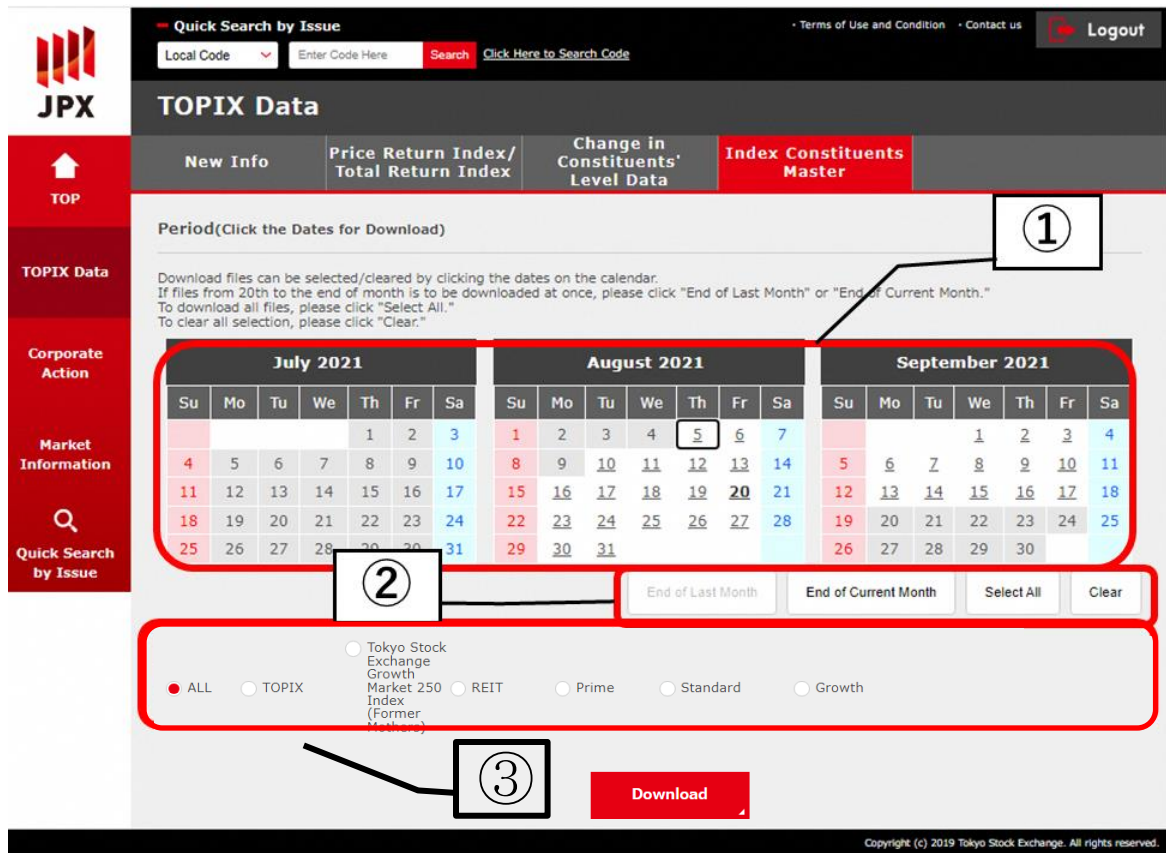
Index Classification (as of Announcement Date)	Previous Sector	Previous Size (New Index Series)	Previous FFW	Previous Trading Unit
Prime				

Close

Copyright (c) 2019 Tokyo Stock Exchange. All rights reserved.

1. Users can see the changes in the number of shares (before FFW adjustment) and the total number of shares before FFW as of effective date.
2. Users can see the number of shares (after FFW adjustment) as of effective date.
3. Users can see the comparison of old and new data in attributes of the constituent issue when occurred.

Index Constituents Master Screen



The screenshot shows the 'Index Constituents Master' screen. At the top, there is a 'Quick Search by Issue' section with a search bar and a 'Search' button. Below this is the 'TOPIX Data' section with tabs for 'New Info', 'Price Return Index/ Total Return Index', 'Change in Constituents' Level Data', and 'Index Constituents Master'. The 'Index Constituents Master' tab is selected. Below the tabs, there is a 'Period' section with a calendar for July, August, and September 2021. A red box highlights the calendar, and a circled '1' points to it. Below the calendar, there are buttons for 'End of Last Month', 'End of Current Month', 'Select All', and 'Clear'. A red box highlights these buttons, and a circled '2' points to them. Below the buttons, there are radio buttons for 'ALL', 'TOPIX', 'Tokyo Stock Exchange Growth Market 250 Index (Former TOPIX)', 'REIT', 'Prime', 'Standard', and 'Growth'. A red box highlights these radio buttons, and a circled '3' points to them. A 'Download' button is located at the bottom right of the screen.

1. Select the period to be downloaded (multiple dates can be selected). A period from previous 10 business days up to the following one month can be selected. (The calendar for the last month, the current month and next months are displayed.)
2. "End of Last Month" selects an end day of last month.
"End of Current Month" selects an end day of the current month.
"Select All" selects all period
"Clear" resets selected days.
The dates cannot be selected appear non-active.
3. The index which the users would like to search can be selected.

4. Glossary for TOPIX Data Service

	Word	Meaning of word
1	Size (TOPIX)	JPXI calculates and publishes three Size-Based TOPIX Sub-indices (Large, Medium, Small). In this item, which size based sub-indices the TOPIX constituent belongs to will be shown.
2	Size (New Index Series)	JPXI also calculates and publishes TOPIX Core 30, TOPIX Large 70, TOPIX 100, TOPIX Mid400, TOPIX 500, TOPIX 1000 and TOPIX Small (New Index Series). The classification for New Index Series will be set for TOPIX constituents. Further, if there will be any changes in its classification, this information will be also provided in the Change in Constituents' Level Data menu.
3	"Status" in the Change in Constituents' Level Data (at New Info.)	The following indicators will be set in the "Status" as the case may be. New: Indicates newly announced information. Revised: Indicates information that has been revised. D. Date: Indicates information that has been deleted, setting the original data with deletion date
4	"Status" in the Change in Constituents' Level Data (at Search)	The following indicators will be set in the "Status" as the case may be. [Blank] Indicates the information is current one and no revision or deletion of the information is announced Prev: Indicates original information which has been later revised or updated ('Prev' stands for previous.) Delete: Indicates original information, which has been deleted later by the record with D.Date status. D. Date: Indicates information that announces deletion. Unlike 'Delete', the deletion date is set.
5	Index Code	We assign a unique index code to each index, in order to facilitate processing by users.
6	No. of Shares	Number of shares for calculating indices
7	Change in No. of Shares	"Change in No. of Shares" is a number of shares to be increased or decreased for calculating indices on the effective date from the No. of Shares on previous effective date.
8	Change in No. of Shares before FFW	"Change in No. of Shares before FFW" is the number before multiplying Free Float Weight by Change in No. of Shares
9	ROI (Return On Investment)	ROI (from Prev. month), ROI (3 mo.), ROI (6 mo.) and ROI (12 mo.) indicates % changes in indices close, for the period between a given date and the previous month-end, third prior month-end, sixth prior months-end, and 12th prior month-end respectively. For other terms, please refer to the glossary for Price Return Index (Results)/(Historical).
10	Paid Amount	"Paid Amount" is the amount of money to be paid up, in connection with rights issue.
11	"Ratio"	In case of bonus issue, rights issue and consolidation which increase or decrease No. of Shares, ratio for each event will be provided for users' reference
12	Dividend Amount	"Dividend Amount" is the cash dividend amount to be used in calculating total return indices.
13	Total Dividend Amount	"Total Dividend Amount" is the total sum of "Dividend Amount", and calculated by multiplying "Dividend Amount" by "No. of shares".
14	Points Change	Comparison of the day's closing index value with that of the previous business day (Unit: Points).

Appendix 1

No	Index		Code for Index Level File		Code for Constituent Level File			
			Price Return Index Code	Total Return Index Code	Index Classification	Sector	Scale Code 1	Scale Code 2
1	TOPIX		0000	6000	0111 or 0112 or 0113	△△△△	△	△
2	Size-based	Large	0002	6002		△△△△	1	△
3	TOPIX	Medium	0003	6003		△△△△	2	△
4	Sub-indices	Small	0004	6004		△△△△	3	△
5	Sector Indices	Fishery Agriculture and Forestry	0040	6040	0111 or 0112 or 0113	0050	△	△
6		Mining	0041	6041		1050	△	△
7		Construction	0042	6042		2050	△	△
8		Foods	0043	6043		3050	△	△
9		Textiles and Apparels	0044	6044		3100	△	△
10		Pulp and Paper	0045	6045		3150	△	△
11		Chemicals	0046	6046		3200	△	△
12		Pharmaceutical	0047	6047		3250	△	△
13		Oil and Coal Products	0048	6048		3300	△	△
14		Rubber Products	0049	6049		3350	△	△
15		Glass and Ceramics Products	004A	604A		3400	△	△
16		Iron and Steel	004B	604B		3450	△	△
17		Nonferrous Metals	004C	604C		3500	△	△
18		Metal Products	004D	604D		3550	△	△
19		Machinery	004E	604E		3600	△	△
20		Electric Appliances	004F	604F		3650	△	△
21		Transportation Equipment	0050	6050		3700	△	△
22		Precision Instruments	0051	6051		3750	△	△
23		Other Products	0052	6052		3800	△	△
24		Electric Power and Gas	0053	6053		4050	△	△
25		Land Transportation	0054	6054		5050	△	△
26		Marine Transportation	0055	6055		5100	△	△
27		Air Transportation	0056	6056		5150	△	△
28		Warehousing and Harbor Transportation Service	0057	6057		5200	△	△
29		Information & Communication	0058	6058		5250	△	△

30	TOPIX	Wholesale Trade	0059	6059	0111 or 0112 or 0113	6050	△	△
31	Sector Indices	Retail Trade	005A	605A		6100	△	△
32		Banks	005B	605B		7050	△	△
33		Securities and Commodities Futures	005C	605C		7100	△	△
34		Insurance	005D	605D		7150	△	△
35		Other Financing Business	005E	605E		7200	△	△
36		Real Estate	005F	605F		8050	△	△
37		Services	0060	6060		9050	△	△
38		Tokyo Stock Exchange Growth Market 250 Index		0070	6070		△△△△	△
39	REIT		0075	6075	0109	△△△△	△	△
40	TOPIX	TOPIX Core30	0028	6028	0111 or 0112 or 0113	△△△△	△	1
41	New Index Series	TOPIX Large70	0029	6029		△△△△	△	2
42		TOPIX 100	002A	602A		△△△△	△	1 or 2
43		TOPIX Mid400	002B	602B		△△△△	△	4
44		TOPIX 500	002C	602C		△△△△	△	1, 2 or 4
45		TOPIX 1000	002E	602E		△△△△	△	1,2,4or6
46		TOPIX Small	002D	602D		△△△△	△	6 or 7(*1)
47			TOPIX Small500	002F		602F	△△△△	△
48			TOPIX Micro Cap	4030	6030	△△△△	△	7
49	TOPIX Leveraged (2x) Index		1000	-	-	-	-	-
50	TOPIX Inverse (-1x) Index		1001	-	-	-	-	-
51	TOPIX Double Inverse (-2x) Index		1002	-	-	-	-	-
52	Tokyo Stock Exchange Prime Market Index		5000	7000	0111	△△△△	△	△
53	Tokyo Stock Exchange Standard Market Index		5001	7001	0112	△△△△	△	△
54	Tokyo Stock Exchange Growth Market Index		5002	7002	0113	△△△△	△	△

*1 Scale Code 2 for TOPIX Small is divided into “TOPIX Small 1” and “TOPIX Small 2.” “TOPIX Small 1” includes those constituents of TOPIX Small which are included in TOPIX 1000 and TOPIX Small500, while “TOPIX Small 2” includes those constituents of TOPIX Small which are not included in TOPIX 1000 but included in TOPIX Micro Cap .

*2 “△” and “△△△△” indicate any value set for each constituent. “-” indicates NULL.

1. Corporate Action Data

(Cash Dividend)

Dividend (Result/Forecast) amount per share, the record date, ex-date, payable date and etc. for listed company are provided.

(Public Offerings/Rights Issue)

Board meeting date, issue price, number of new shares, debit date, subscription period, ratio and etc. are provided. Information on third-party placement is not provided.

(Stock Split)

Board meeting date, record date, ratio, effective date, ex-date and etc. are provided.

(Merger/Equity Swap/Equity Transfer)

Board meeting date, shareholders' meeting date, record date, allotment ratio of new shares, cash consideration and name of other party are provided.

(Reverse Stock Split)

Board meeting date, shareholders' meeting date, ratio, effective date and etc. are provided.

(TOB/Buyback)

Focusing on the purchasing entity in tender offer, data is classified as either a "TOB" or a "Buyback." When a listed company makes a tender offer for its own shares, this is classified as a "Buyback"; when another company makes a tender offer for listed shares of public company, this is classified as a "TOB." Note that this does not cover tender offers by public companies for unlisted corporations. Information provided includes number of shares, price, subscription start and subscription end dates, settlement start date, and data on acquirer.

(General Shareholders Meeting)

The record date, ex-date, actual record date and meeting date of annual and extraordinary shareholders' meetings are provided. For annual shareholders' meeting, the information will be provided on 10 days prior to its record date with meeting date set as TBA (to be announced). The meeting date will be provided later based on the company's financial report.

(Acquisition of Class Shares subject to Wholly Call /Demand for Share Cash Out of Special Controlling Shareholders Information)

Board meeting date, record date, ratio, effective date, delisting date, etc. are provided.

(Other Events)

The record date, ex-date, effective date, subscription period, ratio and price are provided for events such as allotment of stocks, subscription warrants, offering of subscription warrants to shareholders, non cash dividend.

(Changes to Securities Master)

Changes in listed company's name, registrar, trading units, fiscal term, dividend record date noted in Articles of Incorporation and etc. are provided under this menu.

2. Update timing and retention period of the data

Update timing is as follows.

	Update timing (JST based)
Change in Securities Master	Around at 19:30
Others	As soon as timely disclosures information is disclosed. In case the source of information is other than timely disclosures, we will provide the information as soon as we pick up the information.

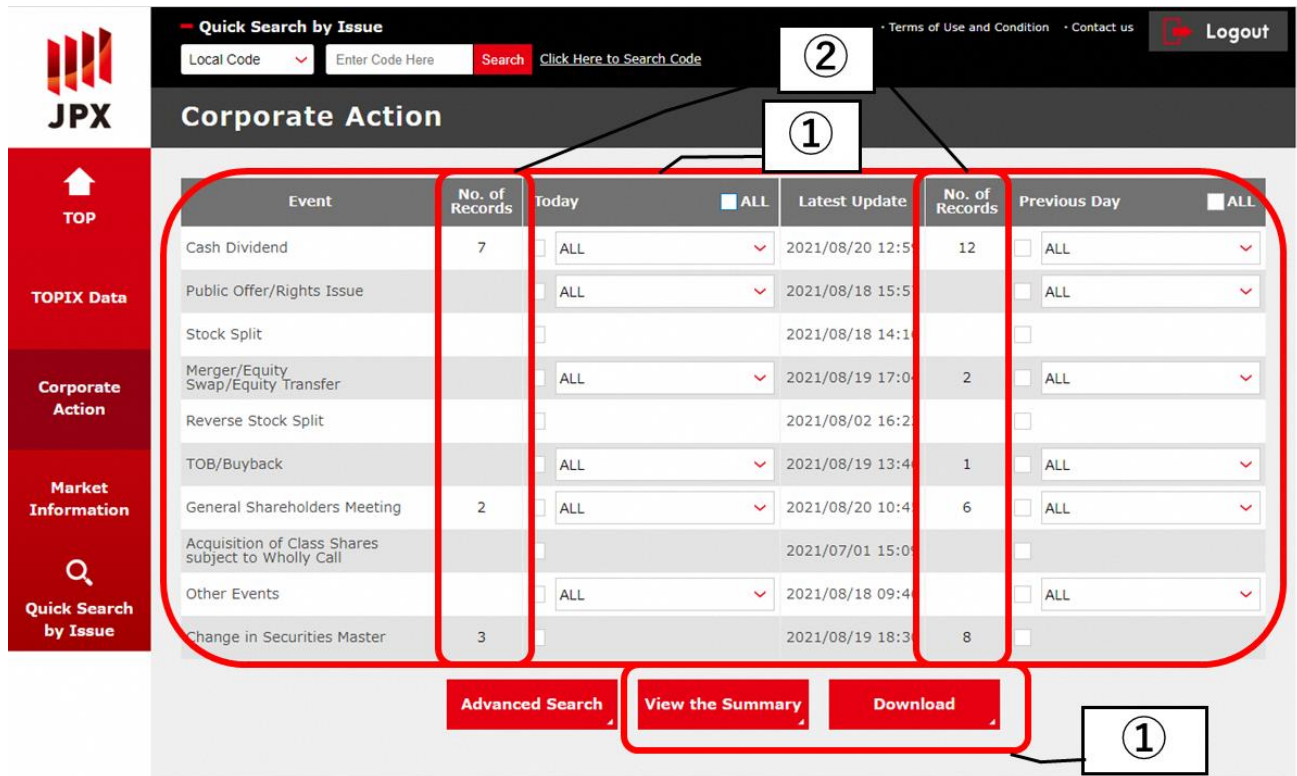
- * In the peak period for the disclosure, we don't always guarantee to provide the information as above timing.
- * Provision of the information on TMI may be delayed due to timing of registration by listed companies, validation operation by JPXI or system processing.

Data Retention period of the data are as follows.

	Period
Change in Securities Master	10 years
Others	2 years

3. Description of Corporate Action Data Screen

(New Information Screen)



Quick Search by Issue

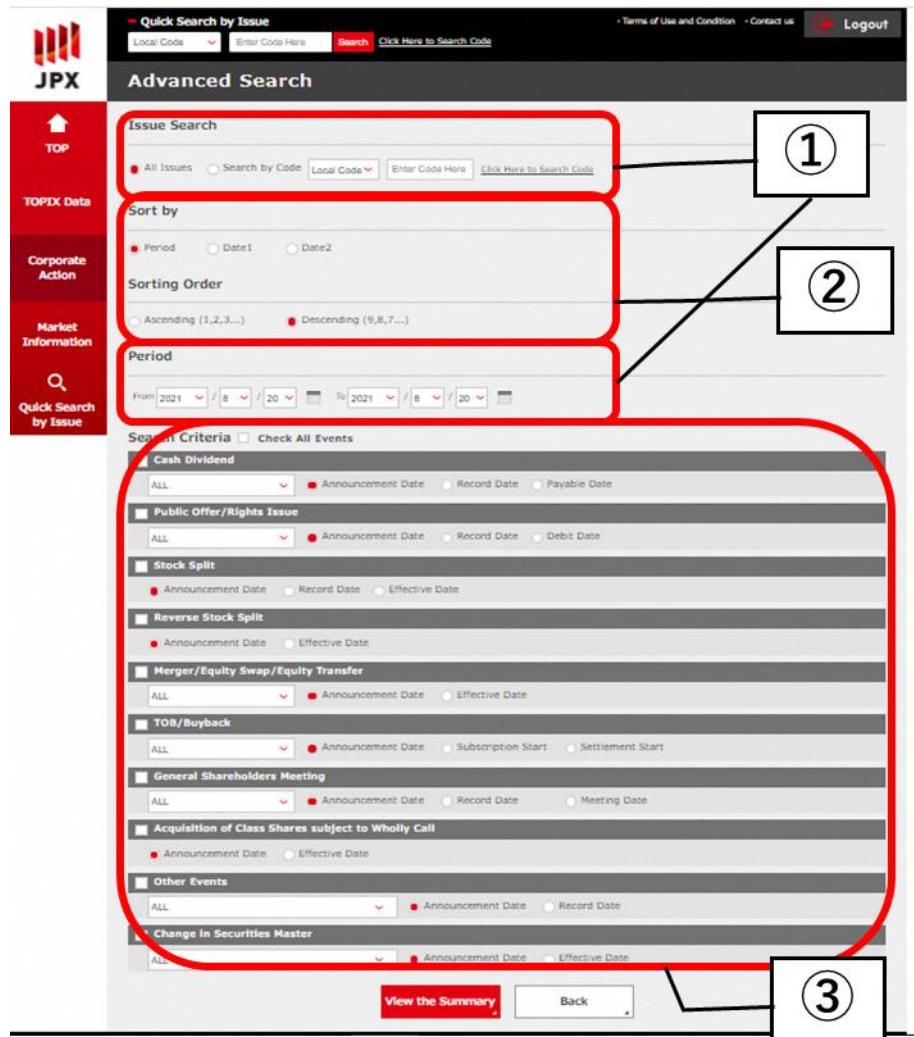
Local Code Enter Code Here [Click Here to Search Code](#) [Terms of Use and Condition](#) [Contact us](#)

Corporate Action

Event	No. of Records	Today	ALL	Latest Update	No. of Records	Previous Day	ALL
Cash Dividend	7	<input type="checkbox"/> ALL	▼	2021/08/20 12:5	12	<input type="checkbox"/> ALL	▼
Public Offer/Rights Issue		<input type="checkbox"/> ALL	▼	2021/08/18 15:5		<input type="checkbox"/> ALL	▼
Stock Split		<input type="checkbox"/>		2021/08/18 14:1		<input type="checkbox"/>	
Merger/Equity Swap/Equity Transfer		<input type="checkbox"/> ALL	▼	2021/08/19 17:0	2	<input type="checkbox"/> ALL	▼
Reverse Stock Split		<input type="checkbox"/>		2021/08/02 16:2		<input type="checkbox"/>	
TOB/Buyback		<input type="checkbox"/> ALL	▼	2021/08/19 13:4	1	<input type="checkbox"/> ALL	▼
General Shareholders Meeting	2	<input type="checkbox"/> ALL	▼	2021/08/20 10:4	6	<input type="checkbox"/> ALL	▼
Acquisition of Class Shares subject to Wholly Call		<input type="checkbox"/>		2021/07/01 15:0		<input type="checkbox"/>	
Other Events		<input type="checkbox"/> ALL	▼	2021/08/18 09:4		<input type="checkbox"/> ALL	▼
Change in Securities Master	3	<input type="checkbox"/>		2021/08/19 18:3	8	<input type="checkbox"/>	

1. On the top page of Corporate Action data, all events updated on today and/or the previous day can be viewed on a single screen and also be able to download in CSV file. Users can select the specification events by selecting check boxes and pull-down menus.
2. If there is any updated information on the previous day and/or today, the number of records will be indicated. At 5:00am JST, data in Today turns to be in Previous Day

(Advanced Search Screen)



The screenshot shows the 'Advanced Search' interface. At the top, there is a 'Quick Search by Issue' section with a search bar and a 'Search' button. Below this is the 'Advanced Search' section, which is divided into three main areas highlighted by red boxes and numbered callouts:

- 1. Issue Search:** This section includes radio buttons for 'All Issues' and 'Search by Code'. The 'Search by Code' option has a pull-down menu for 'Local Code' and an input field for 'Enter Code Here'.
- 2. Sort by and Sorting Order:** The 'Sort by' section has radio buttons for 'Period', 'Date1', and 'Date2'. The 'Sorting Order' section has radio buttons for 'Ascending (1,2,3,...)' and 'Descending (9,8,7,...)'.
- 3. Search Criteria:** This section is titled 'Search Criteria' and includes a 'Check All Events' checkbox. It lists various event types with pull-down menus and radio buttons for different date types:
 - Cash Dividend:** ALL, Announcement Date, Record Date, Payable Date
 - Public Offer/Rights Issue:** ALL, Announcement Date, Record Date, Debit Date
 - Stock Split:** Announcement Date, Record Date, Effective Date
 - Reverse Stock Split:** Announcement Date, Effective Date
 - Merger/Equity Swap/Equity Transfer:** ALL, Announcement Date, Effective Date
 - TOB/Buyback:** ALL, Announcement Date, Subscription Start, Settlement Start
 - General Shareholders Meeting:** ALL, Announcement Date, Record Date, Meeting Date
 - Acquisition of Class Shares subject to Wholly Call:** Announcement Date, Effective Date
 - Other Events:** ALL, Announcement Date, Record Date
 - Change in Securities Master:** ALL, Announcement Date, Effective Date

At the bottom of the search criteria section, there are two buttons: 'View the Summary' and 'Back'.

1. Searches can be done by a specified period across all event types. For searching with specific instrument, click on "Search by Code," select the "local code" or "ISIN" from the pull-down menu, and search by entering the local code or ISIN.
2. Sort order can be selected.
3. Search criteria such as event, type and date can also be selected. For example, users can search all events that has the record date in the coming one month with a single action using this function. For searching by limited event or date, use the check boxes and pull down menus to select and search.

*The “status” you see on New Info screen and on Advanced Search screen is different. For more precise information, please refer to the following charts.

【Image】Difference between New Info screen data and Advanced Search data.

Event1 : A event occurs

	New Info screen data	Advanced Search data
Status for Event 1	New	Blank

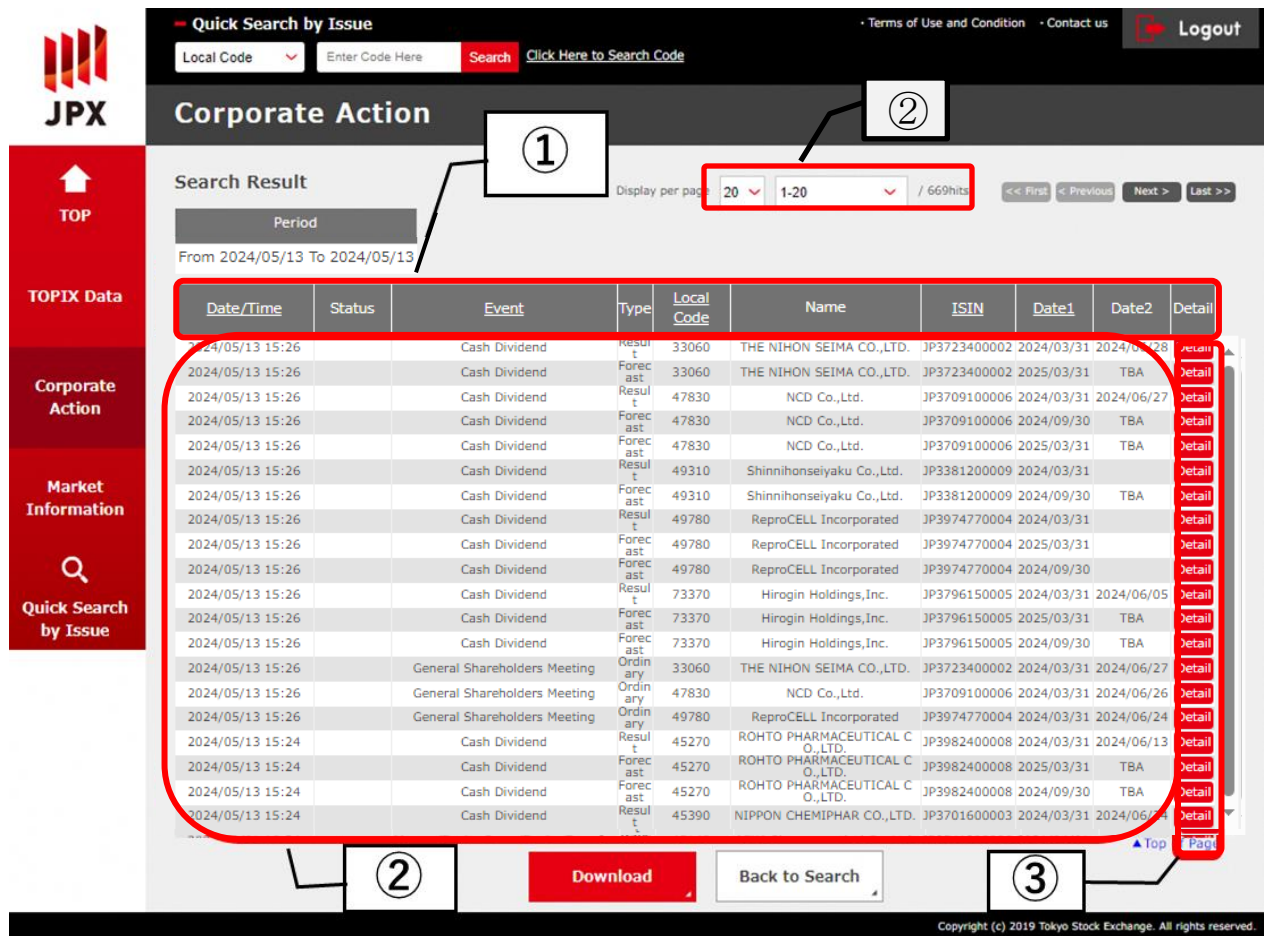
Event2 : A event is revised

	New Info screen data	Advanced Search data
Status for Event 2	Revised	Blank
Status for Event 1		Prev

Event3 : A event disappears

	New Info screen data	Advanced Search data
Status for Event 3	D.Date	D.Date
Status for Event 2		Delete
Status for Event 1		Delete

(Search Result Screen)



The screenshot shows the JPX Corporate Action search results interface. It includes a search bar at the top, a navigation sidebar on the left, and a main table of results. Annotations 1, 2, and 3 highlight specific features: 1 points to the 'Date/Time' header in the table, 2 points to the 'Display per page' dropdown menu, and 3 points to the 'Detail' button in the table's right column.

Date/Time	Status	Event	Type	Local Code	Name	ISIN	Date1	Date2	Detail
2024/05/13 15:26		Cash Dividend	Result	33060	THE NIHON SEIMA CO.,LTD.	JP3723400002	2024/03/31	2024/06/27	Detail
2024/05/13 15:26		Cash Dividend	Forecast	33060	THE NIHON SEIMA CO.,LTD.	JP3723400002	2025/03/31	TBA	Detail
2024/05/13 15:26		Cash Dividend	Result	47830	NCD Co.,Ltd.	JP3709100006	2024/03/31	2024/06/27	Detail
2024/05/13 15:26		Cash Dividend	Forecast	47830	NCD Co.,Ltd.	JP3709100006	2024/09/30	TBA	Detail
2024/05/13 15:26		Cash Dividend	Forecast	47830	NCD Co.,Ltd.	JP3709100006	2025/03/31	TBA	Detail
2024/05/13 15:26		Cash Dividend	Result	49310	Shinnihonseyaku Co.,Ltd.	JP3381200009	2024/03/31		Detail
2024/05/13 15:26		Cash Dividend	Forecast	49310	Shinnihonseyaku Co.,Ltd.	JP3381200009	2024/09/30	TBA	Detail
2024/05/13 15:26		Cash Dividend	Result	49780	ReproCELL Incorporated	JP3974770004	2024/03/31		Detail
2024/05/13 15:26		Cash Dividend	Forecast	49780	ReproCELL Incorporated	JP3974770004	2025/03/31	TBA	Detail
2024/05/13 15:26		Cash Dividend	Forecast	49780	ReproCELL Incorporated	JP3974770004	2024/09/30		Detail
2024/05/13 15:26		Cash Dividend	Result	73370	Hirogin Holdings,Inc.	JP3796150005	2024/03/31	2024/06/05	Detail
2024/05/13 15:26		Cash Dividend	Forecast	73370	Hirogin Holdings,Inc.	JP3796150005	2025/03/31	TBA	Detail
2024/05/13 15:26		Cash Dividend	Forecast	73370	Hirogin Holdings,Inc.	JP3796150005	2024/09/30	TBA	Detail
2024/05/13 15:26		General Shareholders Meeting	Ordinary	33060	THE NIHON SEIMA CO.,LTD.	JP3723400002	2024/03/31	2024/06/27	Detail
2024/05/13 15:26		General Shareholders Meeting	Ordinary	47830	NCD Co.,Ltd.	JP3709100006	2024/03/31	2024/06/26	Detail
2024/05/13 15:26		General Shareholders Meeting	Ordinary	49780	ReproCELL Incorporated	JP3974770004	2024/03/31	2024/06/24	Detail
2024/05/13 15:24		Cash Dividend	Result	45270	ROHTO PHARMACEUTICAL CO.,LTD.	JP3982400008	2024/03/31	2024/06/13	Detail
2024/05/13 15:24		Cash Dividend	Forecast	45270	ROHTO PHARMACEUTICAL CO.,LTD.	JP3982400008	2025/03/31	TBA	Detail
2024/05/13 15:24		Cash Dividend	Forecast	45270	ROHTO PHARMACEUTICAL CO.,LTD.	JP3982400008	2024/09/30	TBA	Detail
2024/05/13 15:24		Cash Dividend	Result	45390	NIPPON CHEMIPHAR CO.,LTD.	JP3701600003	2024/03/31	2024/06/04	Detail

1. The search result can be sorted by the item in the header which has link(underline). Item in black cell indicates the current sort key.
2. The search results are displayed divided with the page by number of the data records(20/50/100). Users can view other pages with selecting pull down box or change the number of the data record to display in the page.
3. More detailed information of the specific data can be viewed after pressing "Detail" button of each.

(Sample of Detail Screen)

Change in Securities Master Details							
						Announcement Date	Effective Date
						2024/05/09	2024/05/09
Status	Local Code	Name	ISIN				
	44890	Payroll Inc.	JP3836150007				
	Abbreviated Name			English Company Name			
Revised	Payroll Inc.			Payroll Inc.			
Previous	Payroll Inc.			Payroll Inc.			
Market Section/Margin Transaction							
	TSE	OSE	NSE	FSE	SSE	JQ	JSDA
Revised	GRT/	/	/	/	/	/	/
Previous	GRT/Loan	/	/	/	/	/	/
	Sector	Fiscal Term	Interim Term	Trading Unit	Registrar		
Revised	Information & Communication	03/31	09/30	100	Mitsubishi UFJ Trust and Banking Corporation		
Previous	Information & Communication	03/31	09/30	100	Mitsubishi UFJ Trust and Banking Corporation		
Dividend Record Date(Article of Incorporation)							
	1	2		3	4	5	6
Revised	03/31	09/30					
Previous	03/31	09/30					
Dividend Record Date(Irregular Term1)							
	1	2	3	4	5	6	
Revised							
Previous							
Dividend Record Date(Irregular Term2)							
	1	2	3		4		
Revised							
Previous							
<input type="button" value="Close"/>							

1. Reference Data Content

(Master File(All Listed Companies))

Target Issues: All issues listed on all domestic stock exchanges.

Items Provided: Provides basic data including company name, trading unit, registrar, dividend record date in Articles of Incorporation, listed market, and margin transaction code. In addition to the data, detailed information including lot size, fiscal term, interim term and ex-dividend, etc is also provided.

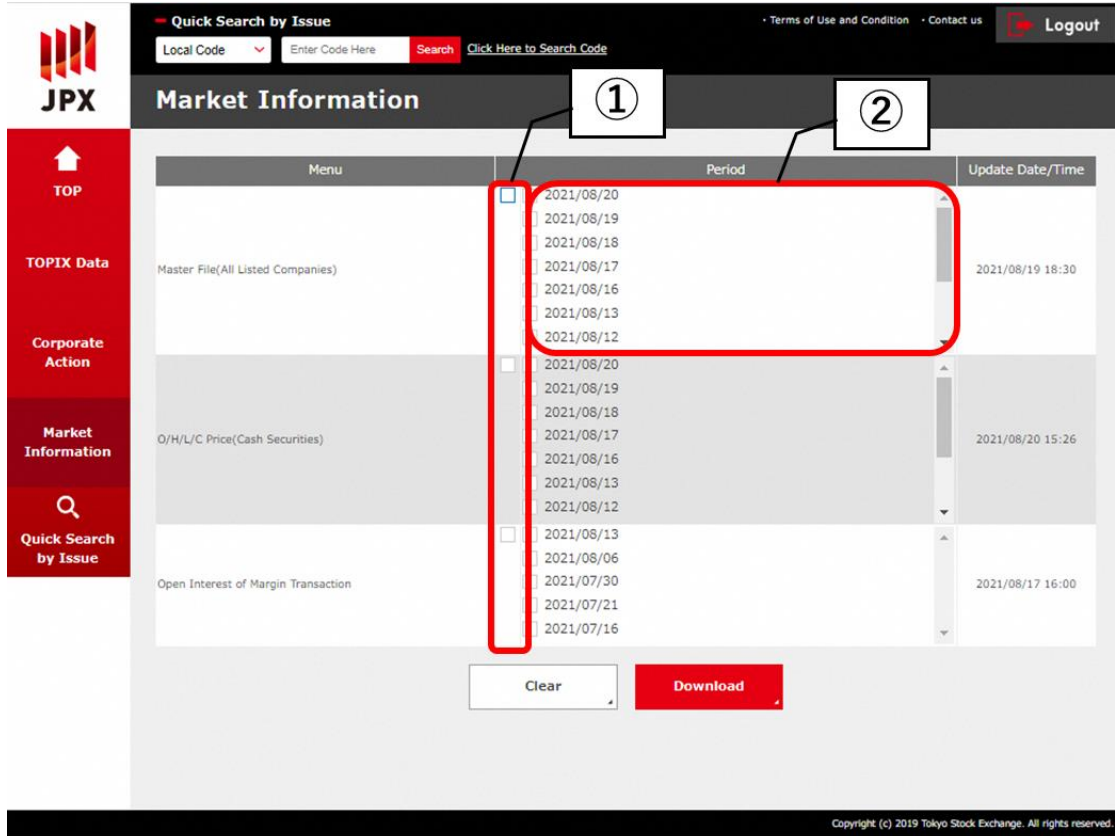
(O/H/L/C Price (Cash Securities))

Provides the open/high/low/closing prices for cash securities traded on the TSE.

(Open Interest of Margin Transactions)

Provides current weekend balances and totals for margin trading in domestic stocks and investment securities and foreign stocks and foreign depository shares listed on the TSE.

2. Description of Reference Data Screen



The screenshot shows the JPX Market Information interface. At the top, there is a search bar with 'Local Code' and 'Enter Code Here' fields, a 'Search' button, and a 'Click Here to Search Code' link. The main content area is a table with three columns: 'Menu', 'Period', and 'Update Date/Time'. The table lists three menu items: 'Master File(All Listed Companies)', 'O/H/L/C Price(Cash Securities)', and 'Open Interest of Margin Transaction'. Each menu item has a corresponding list of dates in the 'Period' column and an 'Update Date/Time' value. A red box highlights the 'Period' column, and a red circle highlights the date '2021/08/20' in the 'Period' column. Numbered callouts 1 and 2 point to the 'Period' column and the date '2021/08/20' respectively. Below the table, there are 'Clear' and 'Download' buttons.

- 1) To download files for all the periods covered by the selected menu, select the check box to the left of "Period".
- 2) To download the file for a specified date, select the check box of the date.

<Retention Period / Timing of File Update>

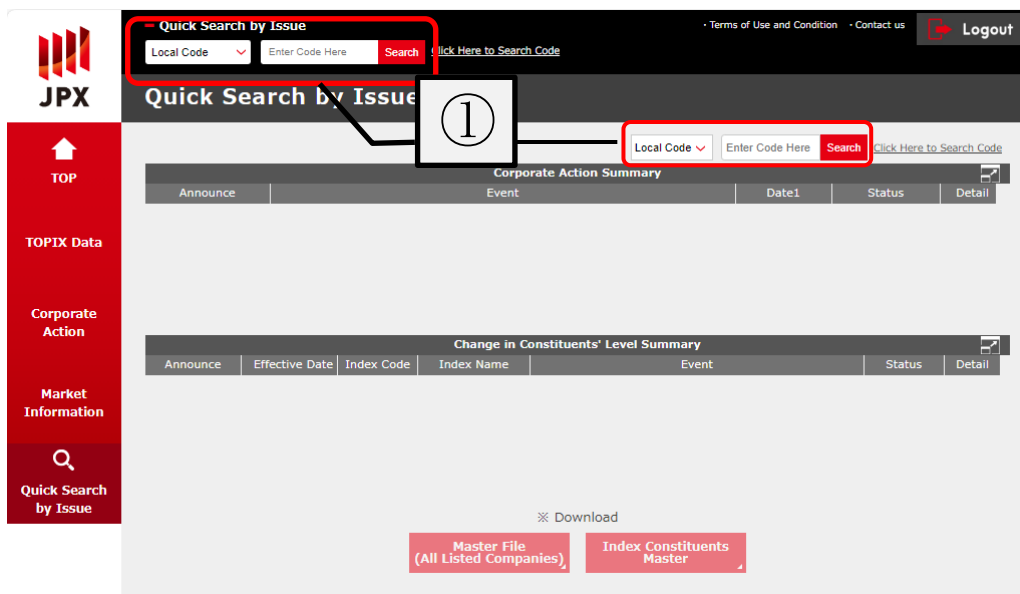
	Retention Period	Update Timing (JST Based)
Master File(All Listed Companies)	Past 10 business days, plus today, plus next business day (12 days)	19:30
O/H/L/C Price (Cash Securities)	Past 10 business days plus data provision day (11 days)	16:30
Open Interest of Margin Transactions	Recent 5 weeks (data is provided once a week)	16:30

1. Content of Quick Search by Issue

Using local codes or ISIN as a key, Quick Search by Issue enables service wide searches, across Corporate Action Data, Change in Constituent Level Data (TOPIX Data) and Master File (Reference Data).

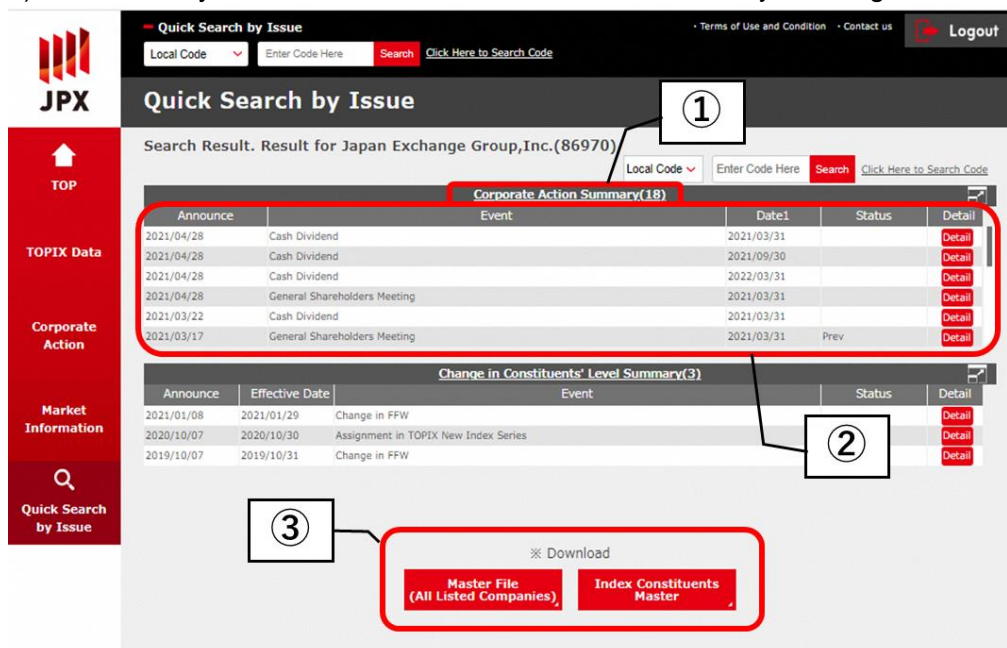
- When conducting searches on issues not listed on TSE, the Changes in Constituents' Levels Data will not be provided.

2. Description of Quick Search by Issue Screen



The screenshot shows the "Quick Search by Issue" interface. At the top, there is a search bar with a dropdown menu for "Local Code", an input field "Enter Code Here", and a "Search" button. Below the search bar, there are two main data sections: "Corporate Action Summary" and "Change in Constituents' Level Summary". Each section has a table with columns for "Announce", "Event", "Date1", "Status", and "Detail". At the bottom, there are two buttons: "Master File (All Listed Companies)" and "Index Constituents Master".

1) Since the key to search is "local code" or "ISIN", search by entering the local code.



The screenshot shows the search results for "Japan Exchange Group, Inc. (86970)". The search bar is highlighted with a red box and a circled "1". Below the search bar, the search result is displayed. The "Corporate Action Summary (18)" table is highlighted with a red box and a circled "2". The "Change in Constituents' Level Summary (3)" table is also visible. At the bottom, the "Master File (All Listed Companies)" and "Index Constituents Master" buttons are highlighted with a red box and a circled "3".

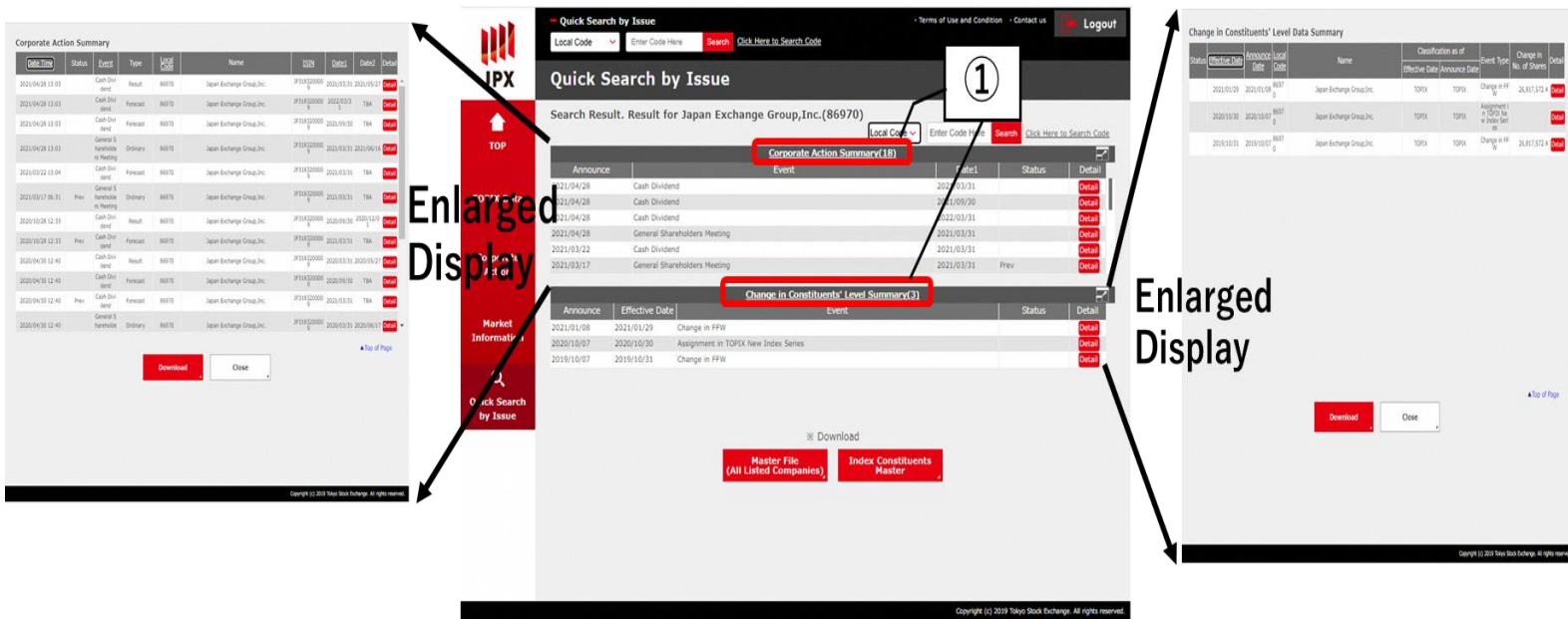
Announce	Event	Date1	Status	Detail
2021/04/28	Cash Dividend	2021/03/31		Detail
2021/04/28	Cash Dividend	2021/09/30		Detail
2021/04/28	Cash Dividend	2022/03/31		Detail
2021/04/28	General Shareholders Meeting	2021/03/31		Detail
2021/03/22	Cash Dividend	2021/03/31		Detail
2021/03/17	General Shareholders Meeting	2021/03/31	Prev	Detail

Announce	Effective Date	Event	Status	Detail
2021/01/08	2021/01/29	Change in FFW		Detail
2020/10/07	2020/10/30	Assignment in TOPIX New Index Series		Detail
2019/10/07	2019/10/31	Change in FFW		Detail

- 1) To display the enlarged view of the Corporate Action Data and Changes in Constituents' Level Summary, click on the title.
 - 2) Corporate action information for targeted issues is displayed. To display detailed information, click "Detail" button.
 - 3) To download the master data of the issue, click each button. If the information of the issue is not contained in the master data, only the header of content will be downloaded.
- When conducting searches on issues that are not constituents of index, no data will be provided in the Index Constituent Master.

“Quick Search by Issue” shown on the upper header of the screen can be also used for searches across the service.

(Screen transition for Quick Search by Issue)



Q1. What is the Recommended Environment?

A1. Recommended Environment is as follows.

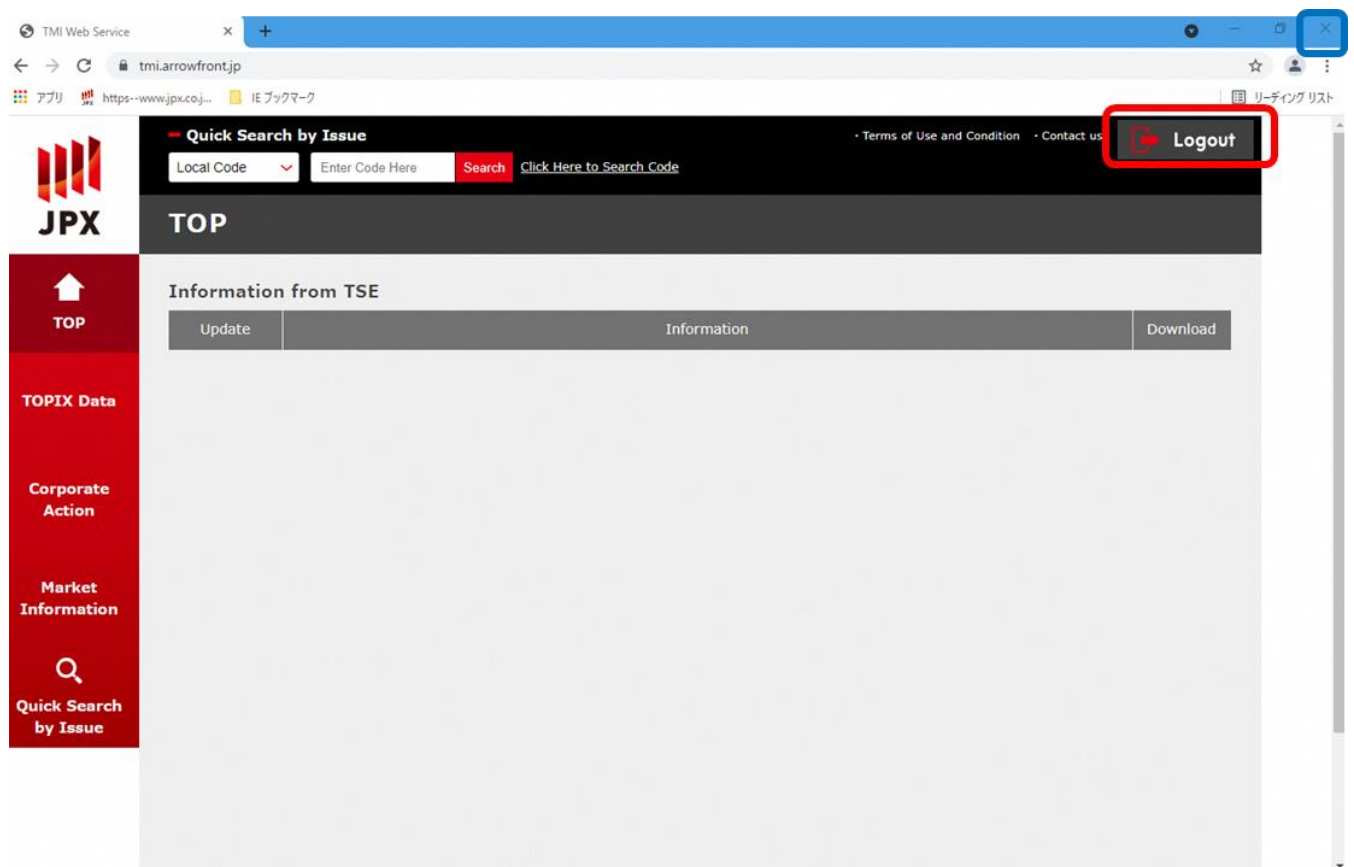
Operating System : Windows10 (Japanese, 64bit)

Browser : Google Chrome or Microsoft Edge

Q2. When I closed the TMI service without “Logout” but button by “x” button (rounded by blue square). Although I tried to access TMI, I was not able to login again.

A2. Logout processing is performed automatically under our system. Please wait 15 minutes and try to relogin.

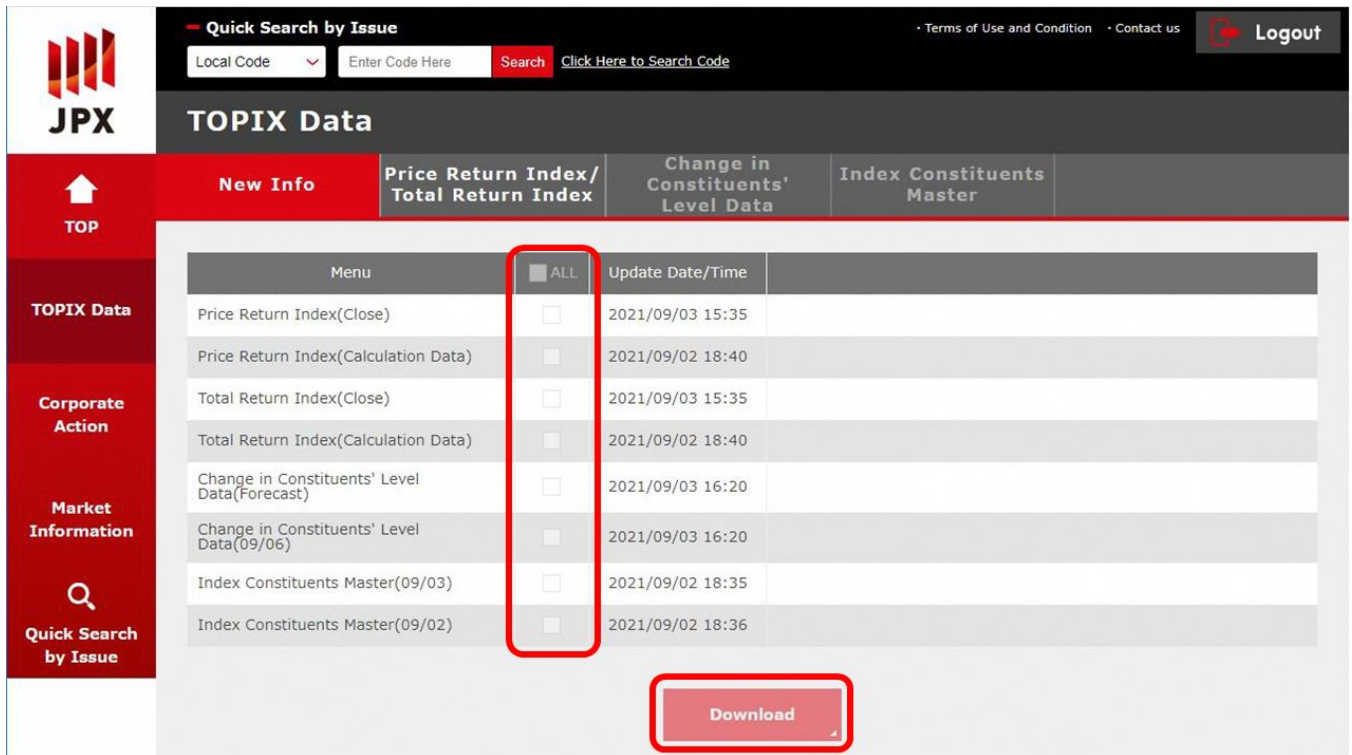
(*Please use “Logout” button to finish the TMI usage normally.)



Q3. Why can't we check some inactive boxes?

A3. The access authority is set on each ID according to the contract you conclude with JPXI.

(e.g. : In following case, the check boxes in TOPIX Data - New Info are inactive when the user does not subscribe TOPIX Information.)



Quick Search by Issue

Local Code Enter Code Here [Click Here to Search Code](#) [Terms of Use and Condition](#) [Contact us](#) [Logout](#)

JPX

TOPIX Data

New Info | Price Return Index/ Total Return Index | Change in Constituents' Level Data | Index Constituents Master

Menu	ALL	Update Date/Time	
Price Return Index(Close)	<input type="checkbox"/>	2021/09/03 15:35	
Price Return Index(Calculation Data)	<input type="checkbox"/>	2021/09/02 18:40	
Total Return Index(Close)	<input type="checkbox"/>	2021/09/03 15:35	
Total Return Index(Calculation Data)	<input type="checkbox"/>	2021/09/02 18:40	
Change in Constituents' Level Data(Forecast)	<input type="checkbox"/>	2021/09/03 16:20	
Change in Constituents' Level Data(09/06)	<input type="checkbox"/>	2021/09/03 16:20	
Index Constituents Master(09/03)	<input type="checkbox"/>	2021/09/02 18:35	
Index Constituents Master(09/02)	<input type="checkbox"/>	2021/09/02 18:36	

Q4. Could we change the password?

A4. It is possible to change the password on the user information setting. When changing the password, do not forget to set the password reminder from the user basic information setting. For detailed instructions, please refer to "Registering a password reminder" on the next page and thereafter.

1.[Preparation] Change user information

The screenshot shows the JPX login page titled "ログイン (- Login -)". It contains a login form with fields for "ユーザID (User ID)" and "パスワード (password)", and a "ログイン (Login)" button. Below the form is a "ユーザ情報変更" (Change user information) link. Three numbered callouts are present: 1 points to the "ユーザ情報変更" link, 2 points to the "ユーザID" and "パスワード" input fields, and 3 points to the "ログイン (Login)" button. The page also includes instructions in Japanese and English, and a footer with the copyright notice "Copyright © Tokyo Stock Exchange, Inc. All rights reserved."

1. Click the “change user information” button.
(screen does not change.)
2. Input User ID and password.
3. Click the login button.

1. [Preparation] Change user information



4. Click the “ユーザ更新” button.

更新する内容を入力してください。
 太字項目は入力必須です。
 入力できない項目は、書き込み権限のない項目です。

Input information to be updated.
 The bold indicates a mandatory input field.
 Items that cannot be entered are not writable.

No.	項目名	設定内容	備考
1	ユーザID		【必須(Mandatory)】
2	パスワード有効期限	2008/01/18,03:14:07	
3	ユーザ種別	一般ユーザ	
4	ユーザ名(カナ)		
5	ユーザ名		【必須(Mandatory)】
6	部署ID		
7	部署名		
8	電話番号		
9	メールアドレス		【必須(Mandatory)】 ※登録可能なメールアドレスは1つとなります。
10	証明書発行可否フラグ	発行不可	
11	証明書有効期限	-	
12	発行状態	未発行	
13	最終ログイン日時	2008/06/30,08:31:00	

7

次へ リセット

トップへ

5. Check the following items.

<item>

- ・ユーザ名(カナ) * Not required in English
- ・ユーザ名 = Username
- ・部署名 = department
- ・電話番号 = telephone number

6. Change the “メールアドレス”(mail address) from tmi@jpx.co.jp to your company's address.

* Please make sure to enter a mail address that can be received. "Important notice concerning ID" will be delivered to registered address.

7. Click the “次へ” button.

1.[Preparation] Change user information

トップへ 管理者権限 > 一般ユーザ ヘルプ(HELP) ログアウト

登録情報の編集 >> 確認画面
 Edit registered information >> Confirmation screen

以下の内容で更新します。
 よろしければ、更新ボタンを押してください。

The information will be updated as follows.
 If okay, press the Update button.

No.	項目名	更新前設定内容	更新後設定内容
1	ユーザID	Z20000004	Z20000004
2	パスワード有効期限	2008/01/19,08:14:07	2008/01/19,08:14:07
3	ユーザ種別	一般ユーザ	一般ユーザ
4	ユーザ名(カナ)		
5	ユーザ名		
6	部署ID	-	-
7	部署名	-	-
8	電話番号	-	-
9	メールアドレス		
10	証明書発行可否フラグ	発行不可	発行不可
11	証明書有効期限	-	-
12	発行状態	未発行	未発行
13	最終ログイン日時	2018/05/30,08:31:03	2018/05/30,08:31:03

8 更新 戻る

トップへ

8. Check the “更新後設定内容”(update contents) and click the “更新” button.

2. Register password reminder



1. Click the “パスワードリマインダ” button.

*Register your password reminder after changing your e-mail address in “[Preparation] Change user information” page.

If you use password reminder, temporary password will be sent to registered e-mail address.



2. Select a question from the list.

2. Register password reminder

秘密の質問変更(- Change Question -)

パスワードを忘れた場合に仮パスワードを発行するための、秘密の質問と回答の設定を行います。
質問を選択、回答を入力し、「確認」ボタンを押してください。

Please set a security question case you forget your password.
Select a question, enter an answer, and click "Confirm".

【質問】リストより選択して下さい。
[Question] Please select a question form the list.

What is your favorite food? ▼

【回答】選択した回答に対する回答を入力してください。
[Answer] Please enter an answer to the question.

3

4

3. Input an answer to this question.

4. Click the confirm button.

3.Reference — If you forget your password

1.Click the"Have you forgotten your password?" button.

ログイン (- Login -)

ユーザIDとパスワードを入力して「ログイン」ボタンを押してください。
Please enter your User ID and password, then click "Login".

ユーザID (User ID)

パスワード (password)

ログイン (Login)

ユーザ情報を変更する場合は「ユーザ情報変更」リンクを押してからログインしてください。
If you wish to change user information, click the "Change user information" link and login.

ユーザ情報変更 [Change user information](#)

パスワードが分からないときは、「パスワードをお忘れですか？」を押してください。
If you have forgotten your password, please click "Have you forgotten your password?".

パスワードをお忘れですか? [Have you forgotten your password?](#)

その他、ログインや電子証明書に関するご質問は「その他の質問」を押してください。
For other questions regarding login and digital certificate, please click the "other questions".

その他の質問 [Other Questions](#)

Copyright © Tokyo Stock Exchange, Inc. All rights reserved.

2. Enter the item and click the send button.

仮パスワード発行 (- Temporary Password -)

すべての項目を入力して「送信」ボタンを押してください。
Please fill out each item before clicking "Send".

入力内容が不明な場合は、こちらをご確認ください。
If the input content is unknown, please click here.

ユーザID (User ID)

メールアドレス (mail address)

秘密の質問 (security question)

回答 (answer)

送信 (Send)

ヘルプ (HELP)

3.Reference — If you forget your password



3. temporary password will be delivered.