

TSE REIT Index Futures

The market is getting deeper and easier to execute orders.

The Screen of TSE REIT Index Futures

2018/12/17 REIT Futures(Mar. 2019) 10:32

2019/6/4 REIT Futures(June 2019) 10:04

ASK		BID
	OVER	
12	1793.5	
40	1793.0	
23	1792.5	
	1792.0	
10	1791.5	
	1791.0	
	1790.5	
	1790.0	
	1789.5	
	1789.0	
	1788.5	
	1788.0	25
	1787.5	12
	1787.0	10
	1786.5	20
	UNDER	

ASK		BID
	OVER	
10	1902.5	
12	1902.0	
11	1901.5	
10	1901.0	
60	1900.5	
60	1900.0	
	1899.5	
	1899.0	
	1898.5	
	1898.0	60
	1897.5	60
		80
		70
		0
		12
	1895.5	11
	UNDER	

Average Spread*
17bps ⇒ 9.2bps

The BBO size has increased
Notional 113.9million(JPY)
1,898.5points×60units×1,000

*Off trading hour of underlying market is excluded from calculation.

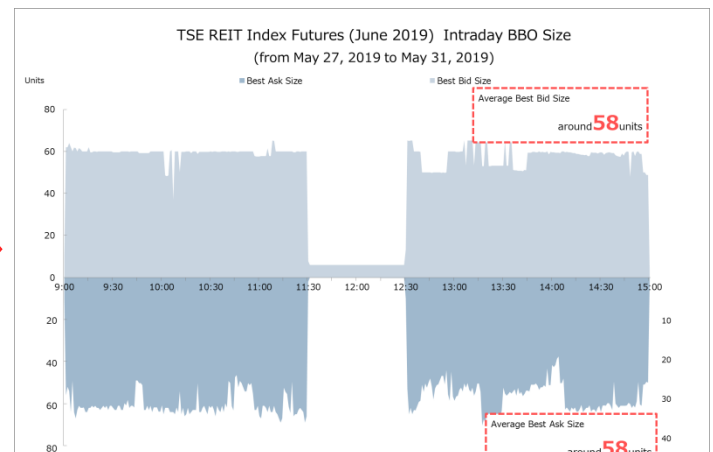
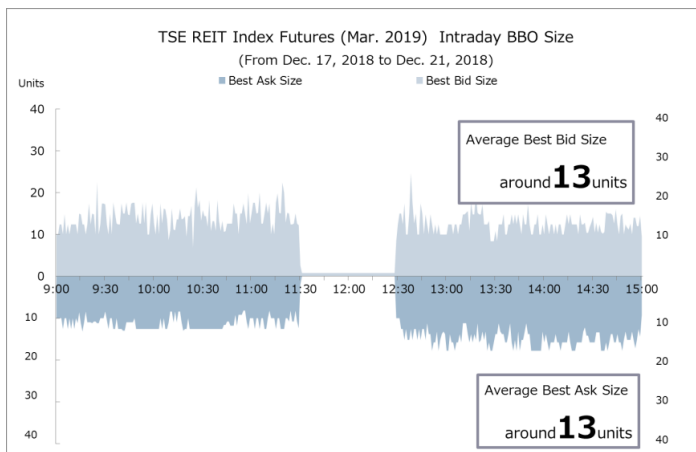
Intraday BBO Size**

The Average Best Bid Size

13units ⇒ 58units

The Average Best Ask Size

13units ⇒ 58units

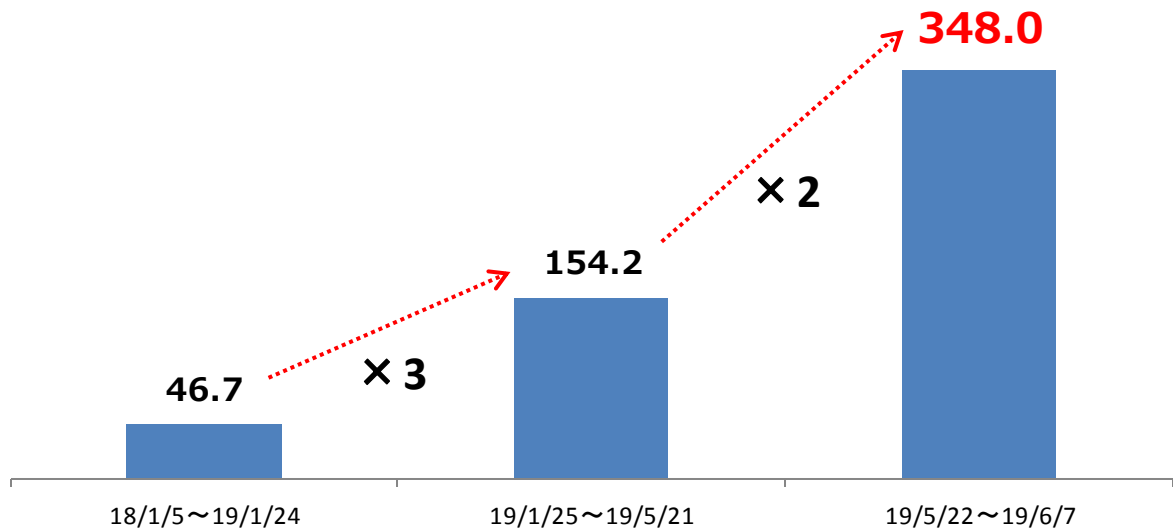


**Off trading hour of underlying market is excluded from calculation.

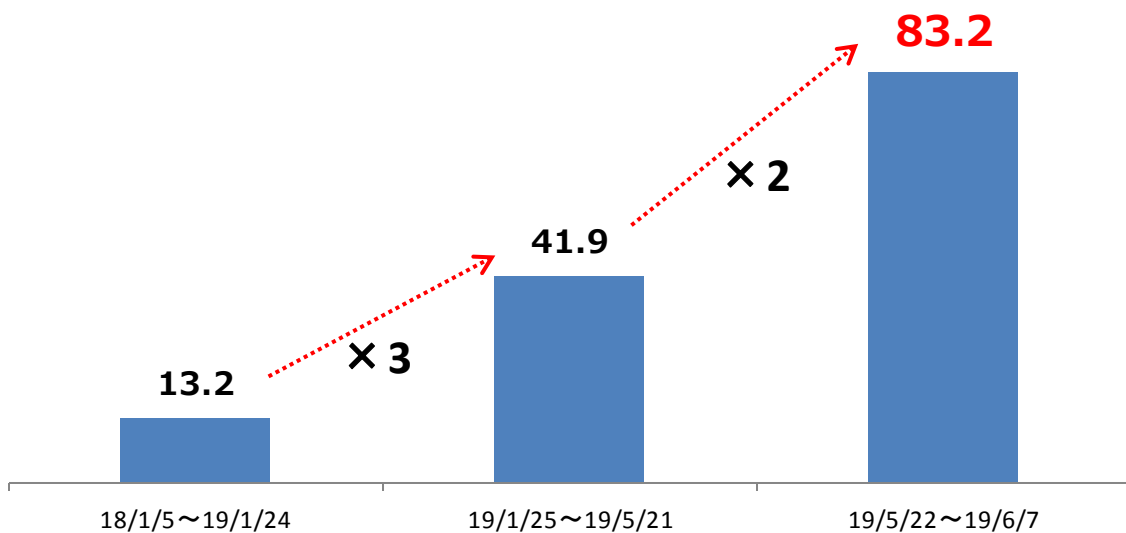
TSE REIT Index Futures

Trading Volume is increasing.

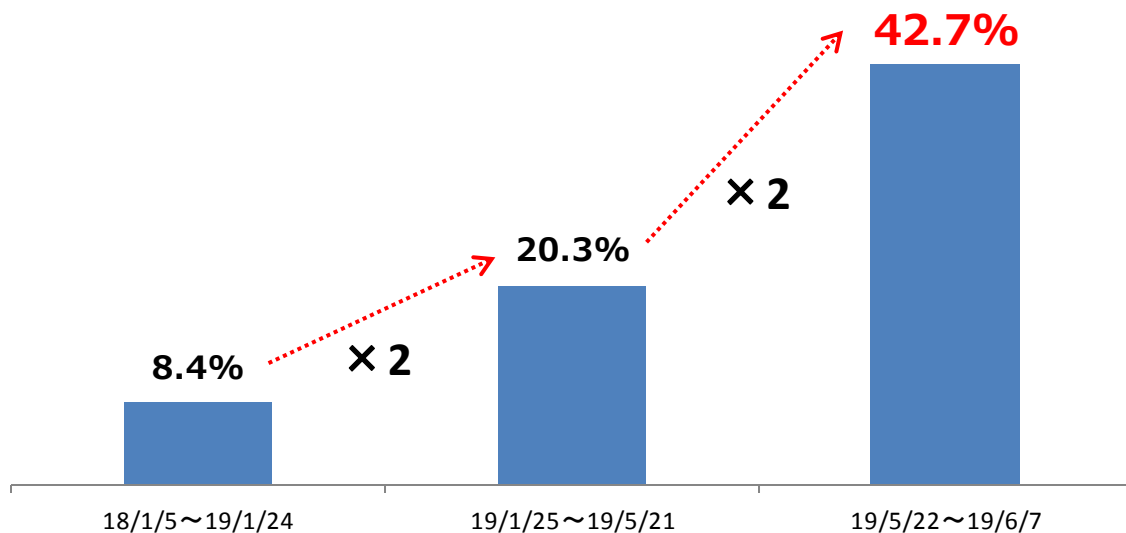
Average Trading Volume



The Average Number of Trades



Auction Ratio



※ Exclude SQ weeks.