

The JPX-Nikkei 400 Leveraged and Inverse Index is intended to provide the benchmarks, based on the JPX-Nikkei Index 400, to evaluate various types of investment strategies such as leveraging or hedging. Three types of indices, i.e. Leveraged (2x) Index, Inverse (-1x) Index and Double Inverse (-2x) Index are calculated.

## ■(Underlying index)

The JPX-Nikkei 400 Leveraged and Inverse Index is calculated on the JPX-Nikkei 400. JPX-Nikkei 400 is composed common stocks whose main market is the TSE 1st section, 2nd section, Mothers or JASDAQ market (in principle).

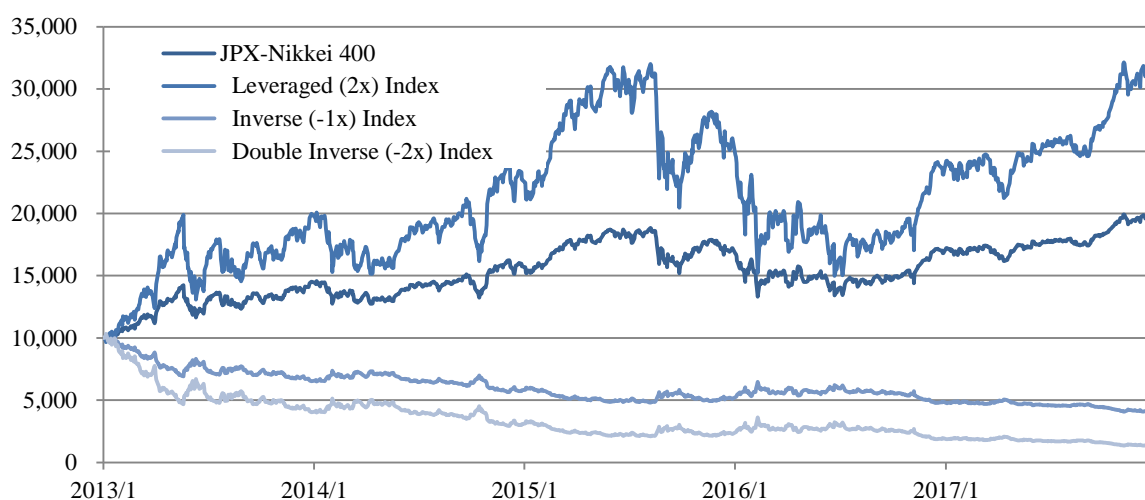
## ■(Calculation)

The JPX-Nikkei 400 Leveraged and Inverse Index is calculated by applying a certain multiplier (Leveraged (2x) Index: 2, Inverse (-1x) Index: -1 and Double Inverse (-2x) Index: -2) to the daily rate of return of the JPX-Nikkei 400.

## ■(Base Date etc)

The indexes started to be published from August 3, 2015. The inception values were 10,000 points on August 30, 2013 (calculation base date) and calculated retroactively back to August 31th, 2006. The indexes are calculated every 15 seconds during the trading hours of the Tokyo Stock Exchange.

## ■Graph (Dec/29/2017)



\* Jan/04/2013 =10000.00

## ■Performance (Dec/29/2017)

	Annual Return(%)					Annualized Returns (%)		Annualized Standard Deviation(%)	
	2013	2014	2015	2016	2017	3years	5 years	3 years	5 years
JPX-Nikkei 400	49.94	8.51	9.27	-2.42	18.06	7.98	15.42	16.11	15.73
Leveraged (2x) Index	112.67	13.71	14.64	-11.30	37.55	11.84	27.60	32.76	32.14
Inverse (-1x) Index	-36.90	-10.92	-12.10	-4.39	-16.26	-11.05	-16.93	15.37	14.92
Double Inverse(-2x)Index	-62.33	-23.32	-25.78	-14.81	-30.72	-24.05	-33.86	29.79	28.91

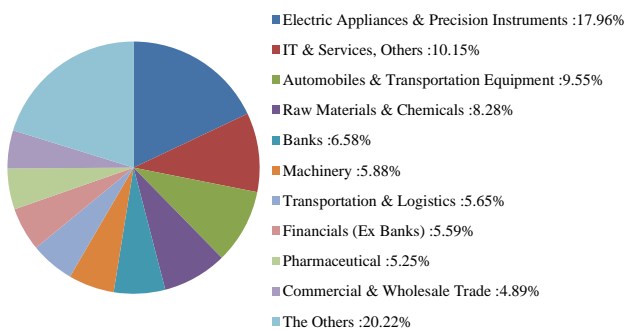
## ■ Top 10 Components by weight (Dec/29/2017)

Company	Code	TOPIX-17 series categories	Weight (%)	1.5% Cap Application(*)
Honda Motor Co., Ltd.	7267	Automobiles & Transportation Equipment	1.73	*
Toyota Motor Corp.	7203	Automobiles & Transportation Equipment	1.68	*
Keyence Corp.	6861	Electric Appliances & Precision Instruments	1.61	
Sony Corp.	6758	Electric Appliances & Precision Instruments	1.54	*
Sumitomo Mitsui Financial Group, Inc.	8316	Banks	1.44	*
Mitsubishi UFJ Financial Group, Inc.	8306	Banks	1.40	*
Mizuho Financial Group, Inc.	8411	Banks	1.37	*
Softbank Group Corp.	9984	IT & Services, Others	1.34	*
Fanuc Corp.	6954	Electric Appliances & Precision Instruments	1.33	
Takeda Pharmaceutical Co., Ltd.	4502	Pharmaceutical	1.22	

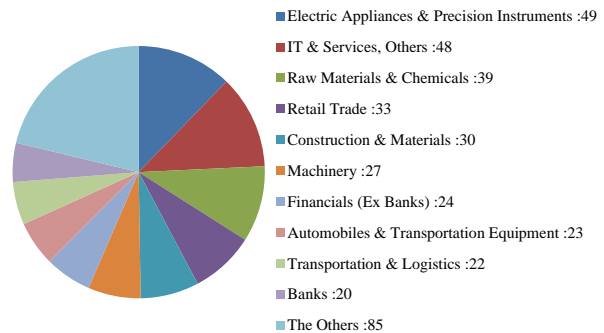
(\*) 1.5% Cap applies to these components.

## ■ Top 10 Industrial Categories (Dec/29/2017) \*based on TOPIX-17 series categories

Top 10 Categories by Weight



Top 10 Categories by issues



## ■ Vendor Code

	QUICK	Bloomberg	THOMSON REUTERS
JPX-Nikkei 400 Leveraged (2x) Index	N580/T	JPNK4LV	.JPXNK400LEV2
JPX-Nikkei 400 Inverse (-1x) Index	N581/T	JPNK4IV	.JPXNK400INV1
JPX-Nikkei 400 Double Inverse (-2x) Index	N582/T	JPNK4DI	.JPXNK400INV2

## ■ Reference

Please refer to the "Index Guidebook" for the detail of the calculation method or constituents selection rules.

→(Nikkei) <http://indexes.nikkei.co.jp/en/nkave/index/profile?idx=jpxnk400le>  
<http://indexes.nikkei.co.jp/en/nkave/index/profile?idx=jpxnk400in>  
<http://indexes.nikkei.co.jp/en/nkave/index/profile?idx=jpxnk400in2>  
 (TSE) <http://www.jpx.co.jp/english/markets/indices/jpx-nikkei400/index.html>

### <<Disclaimer>>

The JPX-Nikkei 400 Leveraged and Inverse Index is a copyrightable work calculated through such methodology as independently developed by Nikkei Inc. (hereinafter called "Nikkei"), and Tokyo Stock Exchange, Inc. (hereinafter called "TSE") and Nikkei and TSE jointly own copyrights and any other intellectual property rights subsisting in the JPX-Nikkei 400 Leveraged and Inverse Index itself and the methodology to calculate the JPX-Nikkei 400 Leveraged and Inverse Index. The ownership of trademarks and any other intellectual property rights with respect to marks representing the JPX-Nikkei 400 Leveraged and Inverse Index belong to Nikkei, TSE and Japan Exchange Group, Inc. Nikkei and TSE have no obligation to publish the JPX-Nikkei 400 Leveraged and Inverse Index continuously, and Nikkei and TSE shall not be liable for any errors, delays or suspension of the publication of the JPX-Nikkei 400 Leveraged and Inverse Index. Nikkei and TSE shall have the right to make any changes in the JPX-Nikkei 400 Leveraged and Inverse Index regarding the calculation methods, etc., and to discontinue the publication thereof.

### <<Regarding this material>>

This material is a copyrightable work of Nikkei and TSE. It is prohibited to copy, reproduce, reprint, or circulate all or part of this material in any form without permission from Nikkei and TSE. This material was prepared for in-depth understanding of the JPX-Nikkei 400 Leveraged and Inverse Index, but is not for the purpose of soliciting any sale or purchase of financial instruments and the like, which are based on, or otherwise refer to, the JPX-Nikkei 400 Leveraged and Inverse Index. This material was prepared based on various types of information and data, which were deemed reliable as of the time of the preparation of this material. However, Nikkei and TSE are not liable for its accuracy, appropriateness, completeness, and the like. In addition, Nikkei and TSE assume no liability for any costs or damages accrued from using information contained in this material. It is not guaranteed that this material will always be kept updated, and this material may be changed without any prior notice. Methods or the like different from this material may apply to the operation of indices subject to this material. In any event, the latest information disclosed by Nikkei and TSE prevails.

### <<Contact>>

Nikkei  
 Index Business Office  
 Tel: +813-6256-7341  
[index@nex.nikkei.co.jp](mailto:index@nex.nikkei.co.jp)

Tokyo Stock Exchange  
 Information Service Dept.  
 Tel: +81-50-3377-7754  
[index@jpx.co.jp](mailto:index@jpx.co.jp)