

The JPX-Nikkei 400 Currency Hedged Index measures the return of the JPX-Nikkei 400 Net Total Return Index achieved by fully hedging its currency risk for investors outside Japan. 8 types of indices, i.e. EUR Hedged Index, USD Hedged Index, GBP Hedged Index, CHF Hedged Index, Daily EUR Hedged Index, Daily USD Hedged Index, Daily GBP Hedged Index and Daily CHF Hedged Index are calculated.

■(Underlying index)

The JPX-Nikkei 400 Currency Hedged Index is calculated on the JPX-Nikkei 400 Net Total Return Index. JPX-Nikkei 400 is composed common stocks whose main market is the TSE 1st section, 2nd section, Mothers or JASDAQ market (in principle).

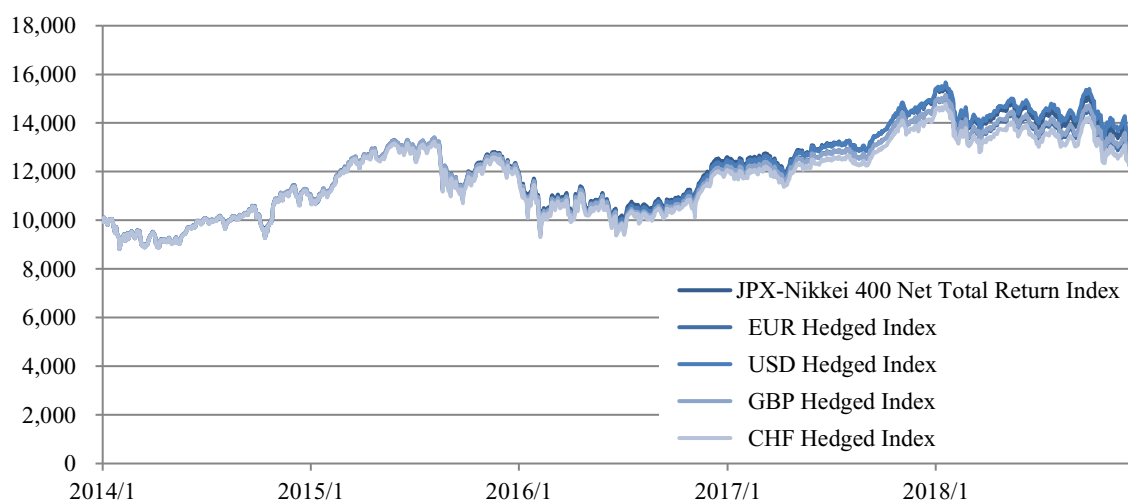
■(Calculation)

Daily return of the index is calculated by the combination of the following 2 returns: (1) The return of the Target Index i.e. JPX-Nikkei 400 Net Total Return Index in foreign currency, which is the return accruing from an unhedged Target index investment to an investor whose home currency is not JPY, (2) The return from the hedge, calculated by a linear interpolation of spot and forward prices. The hedge ratio is 100%. Both monthly hedged index and daily hedged index are calculated.

■(Base Date etc)

The EUR, USD and GBP hedged indexes started to be published from January 26, 2015 and the CHF hedged indexes started from May 25, 2015. The inception value was 10,000 points on August 30, 2013 (calculation base date) and calculated retroactively back to December 30th, 2008. The indexes have been calculated and published on the end-of-day basis.

■Graph (Dec/28/2018)



* Jan/06/2014 =10000.00

■Performance (Dec/28/2018)

	Annual Return(%)					Annualized Returns (%)		Annualized Standard Deviation(%)	
	2014	2015	2016	2017	2018	3years	5 years	3 years	5 years
JPX-Nikkei 400 Net Total Return Index	10.38	11.06	-0.58	20.22	-15.96	0.15	4.25	15.31	15.40
EUR Hedged Index	9.93	10.93	-2.31	19.66	-16.98	-0.99	3.42	15.58	15.60
USD Hedged Index	9.86	10.80	-0.90	22.02	-14.38	1.16	4.73	15.47	15.46
GBP Hedged Index	10.34	10.47	-2.83	20.48	-16.14	-0.62	3.65	15.85	15.70
CHF Hedged Index	9.64	9.64	-2.84	19.15	-17.24	-1.42	2.86	15.53	15.60
Daily EUR Hedged Index	9.90	11.29	-2.02	19.54	-16.88	-0.89	3.55	15.46	15.47
Daily USD Hedged Index	9.75	10.74	-1.69	21.71	-14.27	0.85	4.51	15.46	15.50
Daily GBP Hedged Index	10.16	10.95	-2.24	20.21	-15.99	-0.43	3.83	15.56	15.53
Daily CHF Hedged Index	9.63	9.43	-2.28	19.08	-17.03	-1.16	2.98	15.40	15.47

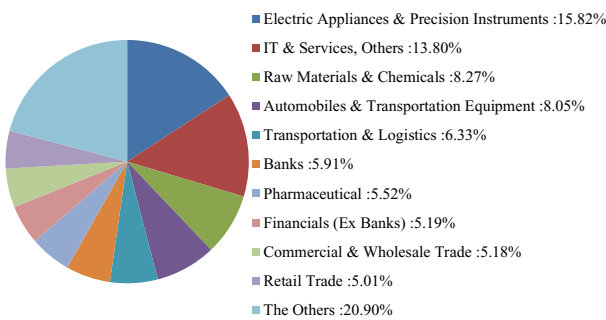
■ Top 10 Components by weight (Dec/28/2018)

Company	Code	TOPIX-17 series categories	Weight (%)	1.5% Cap Application(*)
Sony Corp.	6758	Electric Appliances & Precision Instruments	1.65	*
Keyence Corp.	6861	Electric Appliances & Precision Instruments	1.56	*
Nippon Telegraph And Telephone Corp.	9432	IT & Services, Others	1.48	*
Mitsubishi UFJ Financial Group, Inc.	8306	Banks	1.48	*
Softbank Group Corp.	9984	IT & Services, Others	1.48	*
Honda Motor Co., Ltd.	7267	Automobiles & Transportation Equipment	1.46	*
Toyota Motor Corp.	7203	Automobiles & Transportation Equipment	1.43	*
Mizuho Financial Group, Inc.	8411	Banks	1.38	
Sumitomo Mitsui Financial Group, Inc.	8316	Banks	1.38	*
KDDI Corp.	9433	IT & Services, Others	1.38	

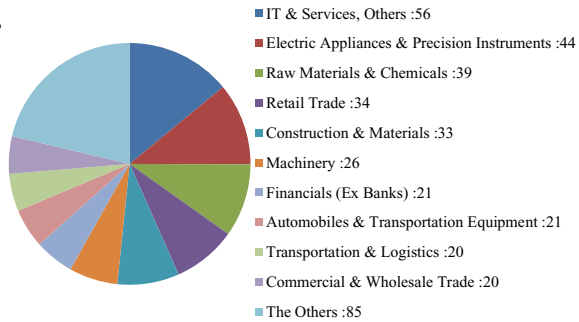
(*) 1.5% Cap applies to these components.

■ Top 10 Industrial Categories (Dec/28/2018) *based on TOPIX-17 series categories

Top 10 Categories by Weight



Top 10 Categories by issues



■ Vendor Code

	QUICK	Bloomberg	THOMSON REUTERS
JPX-Nikkei 400 Net Total Return EUR Hedged Index	S105#NREH/NKNJ	JN4NEH	.JPXNK400NTR2E
JPX-Nikkei 400 Net Total Return USD Hedged Index	S105#NRDH/NKNJ	JN4NUH	.JPXNK400NTR2D
JPX-Nikkei 400 Net Total Return GBP Hedged Index	S105#NRPH/NKNJ	JN4NGH	.JPXNK400NTR2P
JPX-Nikkei 400 Net Total Return CHF Hedged Index	S105#NRCH/NKNJ	JN4NCH	.JPXNK400NTR2C
JPX-Nikkei 400 Net Total Return Daily EUR Hedged Index	S105#NRDEH/NKNJ	JN4NDEH	.JPXNK400NTRD2E
JPX-Nikkei 400 Net Total Return Daily USD Hedged Index	S105#NRDDH/NKNJ	JN4NDUH	.JPXNK400NTRD2D
JPX-Nikkei 400 Net Total Return Daily GBP Hedged Index	S105#NRDPH/NKNJ	JN4NDGH	.JPXNK400NTRD2P
JPX-Nikkei 400 Net Total Return Daily CHF Hedged Index	S105#NRDCH/NKNJ	JN4NDCH	.JPXNK400NTRD2C

■ Reference

Please refer to the "Index Guidebook" for the detail of the calculation method or constituents selection rules.

→(Nikkei) <https://indexes.nikkei.co.jp/en/nkave/index/profile?idx=jpxnk400eur>
<https://indexes.nikkei.co.jp/en/nkave/index/profile?idx=jpxnk400usd>
<https://indexes.nikkei.co.jp/en/nkave/index/profile?idx=jpxnk400gbp>
<https://indexes.nikkei.co.jp/en/nkave/index/profile?idx=jpxnk400chf>
 (TSE) <https://www.jpx.co.jp/english/markets/indices/jpx-nikkei400/index.html>

<<Disclaimer>>

The JPX-Nikkei 400 Currency Hedged Index is a copyrightable work calculated through such methodology as independently developed by Nikkei Inc. (hereinafter called "Nikkei"), and Tokyo Stock Exchange, Inc. (hereinafter called "TSE") and Nikkei and TSE jointly own copyrights and any other intellectual property rights subsisting in the JPX-Nikkei 400 Currency Hedged Index itself and the methodology to calculate the JPX-Nikkei 400 Currency Hedged Index. The ownership of trademarks and any other intellectual property rights with respect to marks representing the JPX-Nikkei 400 Currency Hedged Index belong to Nikkei, TSE and Japan Exchange Group, Inc. Nikkei and TSE have no obligation to publish the JPX-Nikkei 400 Currency Hedged Index continuously, and Nikkei and TSE shall not be liable for any errors, delays or suspension of the publication of the JPX-Nikkei 400 Currency Hedged Index. Nikkei and TSE shall have the right to make any changes in the JPX-Nikkei 400 Currency Hedged Index regarding the calculation methods, etc., and to discontinue the publication thereof. <<Regarding this material>>

This material is a copyrightable work of Nikkei and TSE. It is prohibited to copy, reproduce, reprint, or circulate all or part of this material in any form without permission from Nikkei and TSE. This material was prepared for in-depth understanding of the JPX-Nikkei 400 Currency Hedged Index, but is not for the purpose of soliciting any sale or purchase of financial instruments and the like, which are based on, or otherwise refer to, the JPX-Nikkei 400 Currency Hedged Index. This material was prepared based on various types of information and data, which were deemed reliable as of the time of the preparation of this material. However, Nikkei and TSE are not liable for its accuracy, appropriateness, completeness, and the like. In addition, Nikkei and TSE assume no liability for any costs or damages accrued from using information contained in this material. It is not guaranteed that this material will always be kept updated, and this material may be changed without any prior notice. Methods or the like different from this material may apply to the operation of indices subject to this material. In any event, the latest information disclosed by Nikkei and TSE prevails.

<<Contact>>

Nikkei
 Index Business Office
 Tel: +813-6256-7341
index@nex.nikkei.co.jp

Tokyo Stock Exchange
 Information Service Dept.
 Tel: +81-50-3377-7754
index@jpx.co.jp