

Amendment to Program Information

China Eastern Airlines Corporation Limited

AMENDMENT TO PROGRAM INFORMATION

| | |
|---|---|
| Type of Information: | Amendment to Program Information |
| Date of Announcement: | 2 March 2018 |
| Issuer Name: | China Eastern Airlines Corporation Limited |
| Name and Title of Representative: | Ma Xulun President and Vice Chairman |
| Address of Head Office: | Kong Gang San Road, Number 92 Shanghai, 200335 People's Republic of China |
| Telephone: | +8621 6268-6268 |
| Contact Person: | Attorney-in-Fact: Seishi Ikeda, Attorney-at-law Hiroki Watanabe, Attorney-at-law Baker & McKenzie (Gaikokuho Joint Enterprise) Address: Ark Hills Sengokuyama Mori Tower, 28th Floor 9-10, Roppongi 1-chome, Minato-ku, Tokyo, Japan Telephone: +81-3-6271-9900 |
| Type of Securities: | Bonds |
| Address of Website for Announcement: | http://www.jpx.co.jp/equities/products/tpbm/announcement/index.html |
| Status of Submission of Annual Securities Reports or Issuer Filing Information: | None |
| Name of the (Joint) Lead Manager(s) (for the purpose of this Program Information) | Joint Lead Managers for Guaranteed Bonds: SMBC Nikko Capital Markets Limited DBJ Securities Co. Ltd. Joint Lead Managers for ICBC LC Bonds and BOC LC Bonds: Bank of China Limited Mizuho Securities Asia Limited SMBC Nikko Capital Markets Limited Daiwa Capital Markets Singapore Limited Morgan Stanley & Co. International plc Nomura International plc |
| Information on Original Program Information: | |
| Date of Announcement | 2 February 2018 |
| Scheduled Issuance Period: | 2 February 2018 to 1 February 2019 |
| Maximum Outstanding Issuance Amount: | JPY 50 billion |

This amendment, consisting of this cover page and the offering circular dated 2 March 2018 is filed to replace the offering circular dated 2 February 2018 (as supplemented by the supplement dated 14 February 2018) included in the Program Information dated 2 February 2018 (as amended).

Notes to Investors:

1. TOKYO PRO-BOND Market is a market for professional investors, etc. (*Tokutei Tousehika tou*) as defined in Article 2, Paragraph 3, Item 2(b)(2) of the Financial Instruments and Exchange Act of Japan (Law No. 25 of 1948, as amended, the "Act") (the "**Professional Investors, Etc.**"). Bonds listed on the market ("**Listed Bonds**") may involve high investment risk. Investors should be aware of the listing eligibility and timely disclosure requirements that apply to issuers of Listed Bonds on the TOKYO PRO-BOND Market and associated risks such as the fluctuation of market prices and shall bear responsibility for their investments. Prospective investors should make investment decisions after having carefully considered the contents of this Program Information.
2. Where this Program Information (a) contains any false statement on important matters, or (b) lacks information on: (i) important matters that should be announced or (ii) a material fact that is necessary to avoid misleading content, a person who, at the time of announcement of this Program Information, is an officer (meaning an officer stipulated in Article 21, Paragraph 1 of the Act (meaning a director of the board (*torishimari-yaku*), accounting advisor (*kaikei-sanyo*), company auditor (*kansa-yaku*) or executive officer (*shikkou-yaku*), or a person equivalent to any of these) (each an "**Officer**") of the issuer) that announced this Program Information shall be liable to compensate persons who acquired the Bonds (as defined below) for any damage or loss arising from the false statement or lack of information in accordance with the provisions of Article 21, Paragraph 1, Item 1 of the Act applied mutatis mutandis in Article 27-33 of the Act and the provisions of Article 22 of the Act applied mutatis mutandis in Article 27-34 of the Act. However, this shall not apply to cases where the person who acquired the Bonds was aware of the existence of the false statement or the lack of information at the time of subscription for acquisition of the Bonds. Additionally, the Officer shall not be required to assume the liability prescribed above, where he/she proves that he/she was not aware of, and was unable to obtain knowledge of, even with reasonable care, the existence of the false statement or the lack of information.
3. The regulatory framework for TOKYO PRO-BOND Market is different in fundamental aspects from the regulatory framework applicable to other exchange markets in Japan. Investors should be aware of the rules and regulations of the TOKYO PRO-BOND Market, which are available on the website of Japan Exchange Group, Inc.
4. Tokyo Stock Exchange, Inc. ("**Tokyo Stock Exchange**") does not express opinions or issue guarantees, etc. regarding the content of the Program Information (including but not limited to, whether the Program Information (a) contains a false statement or (b) lacks information on: (i) important matters that should be announced or (ii) a material fact that is necessary to avoid misleading content) and shall not be liable for any damage or loss.
5. This Program Information is prepared pursuant to Rule 206, Paragraph 2 of the Special Regulations of Securities Listing Regulations Concerning Specified Listed Securities of Tokyo Stock Exchange (hereinafter referred to as the "**Special Regulations**") as information prescribed in Article 2, Paragraph 1, Item 1 of the Cabinet Office Ordinance on Provision and Publication of Information on Securities, etc. Accordingly, this Program Information shall constitute Specified Securities Information stipulated in Article 27-31, Paragraph 1 of the Act.
6. The Bonds of the Issuer to be issued under this Program Information (the "**Bonds**") shall not be sold, transferred or otherwise disposed of to any person other than the Professional Investors, Etc., except for the transfer of the Bonds to the following:
 - (a) the Issuer or the officer (meaning directors, company auditors, executive officers, board members or persons equivalent thereto) thereof who holds shares or equity pertaining to voting rights exceeding 50 per cent. of all the voting rights in the Issuer which is calculated by excluding treasury shares or any non-voting rights shares (the "**Voting Rights Held by All the Shareholders, Etc.**" (*Sou Kabunushi Tou no Giketsuken*)) (as prescribed in Article 29-4, Paragraph 2 of the Act) of the Issuer under his/her own name or another person's name (the "**Specified Officer**" (*Tokutei Yakuin*)), or a juridical person (excluding the Issuer) whose shares or equity pertaining to voting rights exceeding 50 per cent. of the Voting Rights Held by All the Shareholders, Etc., are held by the Specified Officer (the "**Controlled Juridical Person, Etc.**" (*Hi-Shihai Houjin Tou*)) including a juridical person (excluding the Issuer) whose shares or equity pertaining to voting rights exceeding 50 per cent. of the Voting Rights Held by All the Shareholders, Etc. are jointly held by the Specified Officer and the Controlled Juridical Person, Etc. (as prescribed in Article 11-2, Paragraph 1, Item 2 (c) of the Cabinet Office Ordinance on Definitions under Article 2 of the Financial Instruments and Exchange Act (MOF Ordinance No. 14 of 1993, as amended)); or
 - (b) a company that holds shares or equity pertaining to voting rights exceeding 50 per cent. of the Voting

Rights Held by All the Shareholders, Etc. of the Issuer in its own name or another person's name (as prescribed in Article 11-2, Paragraph 1, Item 2 (d) of the Cabinet Office Ordinance on Definitions under Article 2 of the Financial Instruments and Exchange Act (MOF Ordinance No. 14 of 1993, as amended)).

7. When (i) a solicitation of an offer to acquire the Bonds or (ii) an offer to sell or a solicitation of an offer to purchase the Bonds (collectively, "**Solicitation of the Bond Trade**") is made, the following matters shall be notified from the person who makes such Solicitation of the Bond Trade to the person to whom such Solicitation of the Bond Trade is made:
 - (a) no securities registration statement (pursuant to Article 4, Paragraphs 1 through 3 of the Act) has been filed with respect to the Solicitation of the Bond Trade;
 - (b) the Bonds fall, or will fall, under the Securities for Professional Investors (*Tokutei Tousehika Muke Yukashoken*) (as defined in Article 4, Paragraph 3 of the Act);
 - (c) any acquisition or purchase of the Bonds by such person pursuant to any Solicitation of the Bond Trade is conditional upon such person (i) entering into an agreement providing for the restriction on transfer of the Bonds as set forth in note 6 above, (x) with each of the Issuer and the person making such Solicitation of the Bond Trade (in the case of a solicitation of an offer to acquire the Bonds to be newly issued), or (y) with the person making such Solicitation of the Bond Trade (in the case of an offer to sell or a solicitation of an offer to purchase the Bonds already issued), or (ii) agreeing to comply with the restriction on transfer of the Bonds as set forth in note 6 above (in the case of a solicitation of an offer to acquire the Bonds to be newly issued);
 - (d) Article 4, Paragraphs 3, 5 and 6 of the Act will be applicable to such certain solicitation, offers and other activities with respect to the Bonds as provided in Article 4, Paragraph 2 of the Act;
 - (e) the Specified Securities Information, Etc. (*Tokutei Shouken Tou Jouhou*) (as defined in Article 27-33 of the Act) with respect to the Bonds and the Issuer Information, Etc. (*Hakkosha Tou Jouhou*) (as defined in Article 27-34 of the Act) with respect to the Issuer have been or will be made available for the Professional Investors, Etc. by way of such information being posted on the web-site maintained by the TOKYO PRO-BOND Market (<http://www.jpx.co.jp/english/equities/products/tpbm/announcement/index.html> or any successor website) in accordance with Articles 210 and 217 of the Special Regulations; and
 - (f) the Issuer Information, Etc. will be provided to the holders of Bonds or made public pursuant to Article 27-32 of the Act.
8. The Credit Enhanced Bonds Issuance Programme of the Issuer (the "**Program**") under which the Bonds may be issued in connection with this Program Information is rated (i) in respect of Guaranteed Bonds, which will have the benefit of a guarantee provided by Sumitomo Mitsui Banking Corporation acting through its Hong Kong Branch as to certain payments of principal and interests under the Bonds, AA by Japan Credit Rating Agency, Ltd. ("**JCR**"), (ii) in respect of ICBC LC Bonds, which will have the benefit of a standby letter of credit issued by Industrial and Commercial Bank of China Limited acting through its Shanghai Branch, A1 by Moody's Investors Service, Inc., a subsidiary of Moody's Corporation ("**Moody's**") and (iii) in respect of BOC LC Bonds, which will have the benefit of a standby letter of credit issued by Bank of China Limited acting through its Tokyo Branch, A1 by Moody's.

JCR is a registered credit rating firm (registration number: Commissioner of Financial Services Agency (kakuzuke) No. 1) under Article 66-27 of the Act.

The credit ratings of JCR represent the degrees of certainty (credibility) of financial obligations covered by such credit ratings as to how certain or credible such debts are performed in accordance with the terms thereof.

The credit ratings of JCR are expression of a comprehensive opinion of JCR at present time as to degrees of certainty of performance of obligation but it does not completely indicate the degree of certainty. Also, the credit ratings of JCR do not express probability of default or degree of loss. The scope of credit ratings does not include matters other than degrees of certainty of discharge of obligations, that is, such as risk of value fluctuation and risk of market liquidity.

The credit ratings of JCR are reviewed and revised, as environment of the issuer's business, including the performance of the rated issuer and regulation of the business, changes. Information utilized when granting such credit ratings was obtained by JCR from the issuer and other reliable sources, but it is possible that such information contains errors for reasons of lack of care, mechanical errors or other.

A hyperlink destination of the information with respect to the Program published by JCR during the Scheduled Issuance Period appears on the page titled "News Release" (<https://www.jcr.co.jp/release/>) which appears by clicking "More" on the right end in the column titled "News Release" of its home page (<http://www.jcr.co.jp/>). There is a possibility that such information may not be obtained due to system failures or some other circumstances. In such case, please contact the following contact:

JCR: Telephone number: 03-3544-7013.

Moody's has not been registered under Article 66-27 of the Act, and is not subject to supervision by the Financial Services Agency of Japan or to regulations such as information disclosure obligations applicable to registered credit rating firms, and is not obligated to disclose information on matters described in Article 313, Paragraph 3, Item 3 of the Cabinet Office Ordinance on Financial Instruments Business, etc. Moody's has Moody's Japan K.K. (registration number: Commissioner of Financial Services Agency (kakuzuke) No. 2) within its group as registered credit rating firms under Article 66-27 of the Act, and Moody's is a specified affiliated corporation (as defined in Article 116-3, Paragraph 2 of the Cabinet Office Ordinance on Financial Instruments Business, etc.) of the registered credit rating firm. The assumptions, significance and limitations of the credit ratings given by Moody's are made available on the website of Moody's Japan K.K., at "Basis, Meaning and Limits of Credit Ratings" posted under "Related to Explanations of Unregistered Credit Ratings" in the column titled "Use of Ratings by Unregistered Firm" on the page titled "Credit Rating Business" on its website (https://www.moodys.com/pages/default_ja.aspx), which is made available for the public on the Internet).

9. Sumitomo Mitsui Banking Corporation, Bank of China Limited and Industrial and Commercial Bank of China Limited have continuously submitted Annual Securities Reports in Japan for more than one year. Such Annual Securities Reports and other reports are available on the website <http://disclosure.edinet-fsa.go.jp/>.

IMPORTANT NOTICE

THIS OFFERING IS AVAILABLE ONLY TO INVESTORS WHO ARE ADDRESSEES OUTSIDE OF THE UNITED STATES.

IMPORTANT: You must read the following disclaimer before continuing. The following disclaimer applies to the attached offering circular. You are advised to read this disclaimer carefully before accessing, reading or making any other use of the attached offering circular. In accessing the attached offering circular, you agree to be bound by the following terms and conditions, including any modifications to them from time to time, each time you receive any information from the Issuer (as defined in the attached offering circular) as a result of such access.

Confirmation of Your Representation: This offering circular is being sent to you at your request and by accepting the e-mail and accessing the attached offering circular, you shall be deemed to represent to SMBC Nikko Capital Markets Limited, Bank of China Limited, Mizuho Securities Asia Limited, Daiwa Capital Markets Singapore Limited, DBJ Securities Co., Ltd., Morgan Stanley & Co. International plc and Nomura International plc (collectively, the “Managers”) that (1) you and any customers you represent are not, and the e-mail address that you gave us and to which this e-mail has been delivered is not, located in the United States, its territories or possessions, and (2) you consent to delivery of the attached offering circular and any amendments or supplements thereto by electronic transmission.

The attached offering circular has been made available to you in electronic form. You are reminded that documents transmitted via this medium may be altered or changed during the process of transmission and, consequently, none of the Managers or any of their respective affiliates, directors, officers, employees, representatives, agents and each person who controls the Managers or any of their respective affiliates accepts any liability or responsibility whatsoever in respect of any discrepancies between the document distributed to you in electronic format and the hard copy version. The Issuer will provide a hard copy version to you upon request.

Restrictions: The attached document is being furnished in connection with an offering in offshore transactions in compliance with Regulation S under the Securities Act of 1933, as amended (the “Securities Act”) solely for the purpose of enabling a prospective investor to consider the purchase of the securities described herein.

NOTHING IN THIS ELECTRONIC TRANSMISSION CONSTITUTES AN OFFER OF SECURITIES FOR SALE IN THE UNITED STATES OR ANY OTHER JURISDICTION WHERE IT IS UNLAWFUL TO DO SO. THE SECURITIES HAVE NOT BEEN, AND WILL NOT BE, REGISTERED UNDER THE SECURITIES ACT OR THE SECURITIES LAWS OF ANY STATE OF THE UNITED STATES OR OTHER JURISDICTION OF THE UNITED STATES AND THE SECURITIES MAY NOT BE OFFERED OR SOLD WITHIN THE UNITED STATES, EXCEPT PURSUANT TO AN EXEMPTION FROM, OR IN A TRANSACTION NOT SUBJECT TO, THE REGISTRATION REQUIREMENTS OF THE SECURITIES ACT AND APPLICABLE STATE OR LOCAL SECURITIES LAWS.

Nothing in this electronic transmission constitutes an offer or an invitation by or on behalf of the Issuer or the Managers to subscribe for or purchase any of the securities described therein, and access has been limited so that it shall not constitute, in the United States or elsewhere, a general solicitation or general advertising (as those terms are used in Regulation D under the Securities Act) or directed selling efforts (within the meaning of Regulation S under the Securities Act). If a jurisdiction requires that the offering be made by a licensed broker or dealer and the Managers or any of their respective affiliates is a licensed broker or dealer in that jurisdiction, the offering shall be deemed to be made by it or such affiliate on behalf of the Issuer in such jurisdiction.

You are reminded that you have accessed the attached offering circular on the basis that you are a person into whose possession this offering circular may be lawfully delivered in accordance with the laws of the jurisdiction in which you are located and you may not, nor are you authorised to, deliver this document, electronically or

otherwise, to any other person. If you have gained access to this transmission contrary to the foregoing restrictions, you are not allowed to purchase any of the securities described in the attached.

Actions that You May Not Take: If you receive this document by e-mail, you should not reply by e-mail to this announcement, and you may not purchase any securities by doing so. Any reply e-mail communications, including those you generate by using the “Reply” function on your e-mail software, will be ignored or rejected.

YOU ARE NOT AUTHORISED TO AND YOU MAY NOT FORWARD OR DELIVER THE ATTACHED OFFERING CIRCULAR, ELECTRONICALLY OR OTHERWISE, TO ANY OTHER PERSON OR REPRODUCE SUCH OFFERING CIRCULAR IN ANY MANNER WHATSOEVER. ANY FORWARDING, DISTRIBUTION OR REPRODUCTION OF THE ATTACHED OFFERING CIRCULAR IN WHOLE OR IN PART IS UNAUTHORISED. FAILURE TO COMPLY WITH THIS DIRECTIVE MAY RESULT IN A VIOLATION OF THE SECURITIES ACT OR THE APPLICABLE LAWS OF OTHER JURISDICTIONS.

You are responsible for protecting against viruses and other destructive items. If you receive this document by e-mail, your use of this e-mail is at your own risk and it is your responsibility to take precautions to ensure that it is free from viruses and other items of a destructive nature.



China Eastern Airlines Corporation Limited

(A joint stock limited company incorporated in the People's Republic of China with limited liability)

(HKSE Stock Code: 00670)

CREDIT ENHANCED BONDS ISSUANCE PROGRAMME

This Offering Circular amends and restates, and supersedes, the Offering Circular dated 2 February 2018 prepared in connection with the Programme (as defined below). Under the Credit Enhanced Bonds Issuance Programme described in this Offering Circular (the "Programme"), China Eastern Airlines Corporation Limited (the "Issuer"), subject to compliance with all relevant laws, regulation and directives may issue bonds (the "Bonds") denominated in Japanese yen from time to time. The Bonds will constitute direct, unsecured, unconditional and unsubordinated obligations of the Issuer.

Each series of Bonds (each a "Series") will be issued in one of the following forms: (i) "Guaranteed Bonds", which will have the benefit of a guarantee (the "Guarantee") provided by Sumitomo Mitsui Banking Corporation acting through its Hong Kong Branch (the "Guarantor") as to the principal and certain payments of interest under the Bonds, (ii) "ICBC LC Bonds", which will have the benefit of a standby letter of credit issued by Industrial and Commercial Bank of China Limited acting through its Shanghai Municipal Branch ("ICBC Shanghai") or (iii) "BOC LC Bonds", which will have the benefit of a standby letter of credit issued by Bank of China Limited acting through its Tokyo Branch ("BOC Tokyo"; and together with ICBC Shanghai, the "LC Banks"). ICBC LC Bonds and BOC LC Bonds are referred to in this Offering Circular as "LC Bonds". Each standby letter of credit provided in respect of a Series of Bonds provided by ICBC Shanghai or BOC Tokyo is referred to in this Offering Circular as a "Standby Letter of Credit".

The Issuer undertakes that it will (i) within 15 Registration Business Days (as defined in the terms and conditions of the Bonds (the "Conditions", and any reference to a particularly numbered Condition shall be construed accordingly)) after the Issue Date of any Series, register or file or cause to be registered or filed with State Administration of Foreign Exchange of the PRC or its local counterparts ("SAFE") the Bonds pursuant to the Administrative Measures for Foreign Debt Registration and its operating guidelines, effective as of 13 May 2013 (the "Foreign Debt Registration"), (ii) use its best endeavours to complete the Foreign Debt Registration and obtain a registration record from SAFE on or before the day falling 100 Registration Business Days after the relevant Issue Date, (iii) if applicable, as soon as possible upon being required or requested to do so by any relevant governmental authority, file or cause to be filed with SAFE the Bonds pursuant to the Circular of the People's Bank of China on Implementing Overall Macro Prudential Management System for Nationwide Cross-border Financing (中國人民銀行關於實施全口徑跨境融資宏觀審慎管理有關事宜的通知) (the "Cross Border Financing Circular") and (iv) comply with all applicable PRC laws and regulations in relation to the Foreign Debt Registration. For consequences of non-registration, see "Risk Factors — Risks Relating to the Bonds — Any failure to complete the relevant filings under the NDRC Circular within the prescribed time frame following the completion of the issue of the Bonds may have adverse consequences for the Issuer and/or the investors of the Bonds".

Pursuant to the Circular on Promoting the Reform of the Administrative System on the Issuance by Enterprises of Foreign Debt Filings and Registrations (國家發展改革委關於推進企業發行外債備案登記制管理改革的通知(發改外資[2015] 2044 號)) (the "NDRC Circular") issued by the National Development and Reform Commission of the PRC ("NDRC") which came into effect on 14 September 2015, the Issuer has registered the issuance of the Bonds with the NDRC and obtained a certificate from the NDRC on 23 October 2017 evidencing such registration. The Issuer undertakes that it will (i) provide the requisite information on the issuance of the Bonds to the NDRC within 10 Registration Business Days after the Issue Date (the "NDRC Post-issue Filing") and (ii) comply with all applicable PRC laws and regulations in connection with the NDRC Post-issue Filing.

Investing in the Bonds involves certain risks. See "Risk Factors" beginning on page 24 for a discussion of certain factors to be considered in connection with an investment in the Bonds.

The Bonds, the Guarantee and the Standby Letters of Credit have not been and will not be registered under the United States Securities Act of 1933, as amended (the "Securities Act") and, subject to certain exceptions, may not be offered or sold within the United States. The Bonds are being offered only outside the United States in offshore transactions in reliance on Regulation S under the Securities Act.

Each Series of Bonds is expected to be listed and traded on the TOKYO PRO-BOND Market operated by Japan Exchange Group, Inc.

The Programme is rated (i) in respect of Guaranteed Bonds, AA by Japan Credit Rating Agency, Ltd. ("JCR"), (ii) in respect of ICBC LC Bonds, A1 by Moody's Investors Service, Inc., a subsidiary of Moody's Corporation ("Moody's") and (iii) in respect of BOC LC Bonds, A1 by Moody's. Where a Series of Bonds is rated, such rating may not necessarily be the same as the rating generally assigned to the relevant type of Bonds under the Programme. A security rating is not a recommendation to buy, sell or hold securities and may be subject to revision, suspension or withdrawal at any time by the assigning rating agency. There can be no assurance that the ratings of the Programme will remain for any given period of time or that the ratings will not be lowered or withdrawn entirely if, in the judgement of such agency, circumstances in the future so warrant. A revision, suspension or withdrawal of the rating assigned to a Series of Bonds may adversely affect the market price of such Bonds.

Joint Global Coordinators

SMBC Nikko

Bank of China

Mizuho Securities

Joint Lead Managers and Joint Bookrunners for Guaranteed Bonds

Joint Lead Managers and Joint Bookrunners for each Series of LC Bonds

**SMBC
Nikko**

**DBJ
Securities**

**Bank of China
Daiwa Capital Markets**

**Mizuho Securities
Morgan Stanley**

**SMBC Nikko
Nomura**

Offering Circular dated 2 March 2018

IMPORTANT NOTICE

The Issuer accepts full responsibility for the accuracy of the information contained in this Offering Circular and confirms, having made all reasonable enquiries, that to the best of its knowledge and belief there are no other facts the omission of which would make any statement in this Offering Circular misleading.

In addition, the Issuer confirms, having made all reasonable enquiries, that (i) this Offering Circular contains all information with respect to the Issuer, the Company (which term shall mean the Issuer and its subsidiaries taken as a whole), the Bonds, the Guarantor and each of the LC Banks (each of the Guarantor and the LC Banks, a “Credit Support Provider”), the Guarantee and each Standby Letter of Credit, which is material in the context of the issue and offering of the Bonds, (ii) the statements contained in it are in every material respect true and accurate and not misleading, (iii) the opinions and intentions expressed in this Offering Circular are honestly held, have been reached after considering all relevant circumstances and are based on reasonable assumptions, (iv) the information related to each a Credit Support Provider has been extracted and accurately reproduced from information published by the relevant Credit Support Provider and, so far as it is aware, and is able to ascertain from information published by such Credit Support Provider, no facts have been omitted which would render the reproduced information inaccurate or misleading, (v) the statistical, industry and market-related data included in this Offering Circular have been accurately extracted from the sources considered by the Issuer to be reliable, and (vi) all reasonable enquiries have been made by the Issuer to ascertain such facts and to verify the accuracy of all such information and statements. This Offering Circular does not constitute an offer to sell or the solicitation of an offer to buy any Bonds in any jurisdiction to any person to whom it is unlawful to make the offer or solicitation in such jurisdiction. The distribution of this Offering Circular and/or any Pricing Term Sheet and the offer, sale or delivery of Bonds may be restricted by law in certain jurisdictions. Persons into whose possession this Offering Circular or any Pricing Term Sheet comes must inform themselves about and to observe any such restrictions. No action is being taken to permit a public offering of Bonds or the distribution of this Offering Circular in any jurisdiction where action would be required for such purposes. In particular, there are restrictions on the offer and sale of Bonds and the circulation of documents relating thereto in the United States, the European Economy Area (“EEA”), the United Kingdom, Japan, the People’s Republic of China, Hong Kong and Singapore. For a description of certain further restrictions on offers, sales and resales of Bonds and distribution of this Offering Circular and any Pricing Term Sheet, see “Subscription and Sale”. By purchasing Bonds, investors represent and agree to all of those provisions contained in that section of this Offering Circular.

No person has been or is authorised to give any information or to make any representation concerning the Issuer, its subsidiaries and its associates (the “Group”), China Eastern Air Holding Company (“CEA Holding” or the “Parent”) or the Bonds other than as contained herein and, if given or made, any such other information or representation should not be relied upon as having been authorised by the Issuer, the Company, each of the Joint Global Coordinators, Joint Lead Managers and Joint Bookrunners named on the front cover of this Offering Circular (together, the “Managers”), the Trustee (as defined in the Conditions), the Agents (as defined in the Conditions), the Pre-funding Account Bank (as defined in the Conditions), the LC Proceeds Account Bank (as defined in the Conditions) or any of the Credit Support Providers, or any of their respective directors, officers, employees, agents, advisers, representatives or affiliates. Neither the delivery of this Offering Circular nor any offering, sale or delivery made in connection with the issue of Bonds shall, under any circumstances, constitute a representation that there has been no change or development reasonably likely to involve a change in the affairs of the Issuer, the Company, the Group, the Credit Support Providers or any of them since the date hereof or create any implication that the information contained herein is correct as at any date subsequent to the date hereof. This Offering Circular does not constitute an offer of, or an invitation by or on behalf of the Issuer, the Managers, the Trustee, the Agents, the Pre-funding Account Bank, the LC Proceeds Account Bank or the Credit Support Providers or any of their respective directors, officers, employees, agents, advisers, representatives or affiliates to subscribe

for or purchase any Bonds and may not be used for the purpose of an offer to, or a solicitation by, anyone in any jurisdiction or in any circumstances in which such offer or solicitation is not authorised or is unlawful.

This Offering Circular may not be copied or reproduced in whole or in part. It may be distributed only to, and its contents may be disclosed only to, the prospective investors to whom it is provided. By accepting delivery of this Offering Circular, each investor agrees to these restrictions.

MIFID II PRODUCT GOVERNANCE / TARGET MARKET – The Pricing Term Sheet in respect of any Bonds will include a legend entitled “MiFID II Product Governance” which will outline the target market assessment in respect of a Series of Bonds and which channels for distribution of such Bonds are appropriate. Any person subsequently offering, selling or recommending Bonds (a “distributor”) should take into consideration the target market assessment; however, a distributor subject to Directive 2014/65/EU (as amended, “MiFID II”) is responsible for undertaking its own target market assessment in respect of Bonds (by either adopting or refining the target market assessment) and determining appropriate distribution channels.

A determination will be made in relation to each issue about whether, for the purpose of the MiFID Product Governance rules under EU Delegated Directive 2017/593 (the “MiFID Product Governance Rules”), any Manager subscribing for any Bonds is a manufacturer in respect of such Bonds, but otherwise neither the Joint Global Coordinators or any of the Managers not subscribing for such Bonds, nor any of their respective affiliates will be a manufacturer for the purpose of the MiFID Product Governance Rules.

PROHIBITION OF SALES TO EEA RETAIL INVESTORS – The Bonds are not intended to be offered, sold or otherwise made available to and should not be offered, sold or otherwise made available to any retail investor in the EEA. For these purposes, a retail investor means a person who is one (or more) of: (i) a retail client as defined in point (11) of Article 4(1) of MiFID II or (ii) a customer within the meaning of Directive 2002/92/EC (as amended, the “Insurance Mediation Directive”), where that customer would not qualify as a professional client as defined in point (10) of Article 4(1) of MiFID II; or (iii) not a qualified investor as defined in Directive 2003/71/EC (the “Prospectus Directive”). Consequently, no key information document required by Regulation (EU) No 1286/2014 (the “PRIIPs Regulation”) for offering or selling the Bonds or otherwise making them available to retail investors in the EEA has been or will be prepared and therefore offering or selling the Bonds or otherwise making them available to any retail investor in the EEA may be unlawful under the PRIIPs Regulation.

This Offering Circular does not constitute a prospectus for the purposes of the Prospectus Directive.

None of the Managers, the Trustee, the Agents, the Pre-funding Account Bank, the LC Proceeds Account Bank or the Credit Support Providers or any of their respective directors, officers, employees, agents, advisers, representatives or affiliates has independently verified the information contained herein. Accordingly, no representation or warranty, express or implied, is made or given by the Managers, the Trustee, the Agents, the Pre-funding Account Bank, the LC Proceeds Account Bank or the Credit Support Providers or any of their respective directors, officers, employees, agents, advisers, representatives or affiliates as to the accuracy, completeness or sufficiency of the information contained in this Offering Circular, and nothing contained in this Offering Circular is, or shall be relied upon as, a promise, representation or warranty by the Managers, the Trustee, the Agents, the Pre-funding Account Bank, the LC Proceeds Account Bank or the Credit Support Providers or any of their respective directors, officers, employees, agents, advisers, representatives or affiliates. This Offering Circular is not intended to provide the basis of any credit or other evaluation nor should it be considered as a recommendation by any of the Issuer, the Managers, the Trustee, the Agents, the Pre-funding Account Bank, the LC Proceeds Account Bank or the Credit Support Providers or any of their respective directors, officers, employees, agents, advisers, representatives or affiliates that any recipient of this Offering Circular should purchase Bonds. Each potential purchaser of Bonds should determine for itself the relevance of the information contained in this Offering Circular and its purchase of Bonds should be based upon such investigations with its own tax, legal and business advisers as it deems necessary.

IN CONNECTION WITH THE ISSUE OF A SERIES OF BONDS, ANY MANAGER (OR PERSONS ACTING ON ITS BEHALF) AS THE STABILISATION MANAGER (OR PERSONS ACTING ON BEHALF OF THE STABILISATION MANAGER) MAY EFFECT TRANSACTIONS WITH A VIEW TO SUPPORTING THE MARKET PRICE OF SUCH SERIES OF BONDS AT A LEVEL HIGHER THAN THAT WHICH MIGHT OTHERWISE PREVAIL. HOWEVER, THERE IS NO ASSURANCE THAT THE STABILISATION MANAGER (OR PERSONS ACTING ON BEHALF OF THE STABILISATION MANAGER) WILL UNDERTAKE STABILISATION ACTION. ANY STABILISATION ACTION MAY BEGIN ON OR AFTER THE DATE ON WHICH ADEQUATE PUBLIC DISCLOSURE OF THE TERMS OF THE OFFER OF THE RELEVANT SERIES OF BONDS IS MADE AND, IF BEGUN, MAY BE ENDED AT ANY TIME, BUT IT MUST END AFTER A LIMITED PERIOD. ANY STABILISATION ACTION OR OVER-ALLOTMENT MUST BE CONDUCTED BY THE STABILISATION MANAGER (OR ANY PERSON ACTING ON ITS BEHALF) IN ACCORDANCE WITH ALL APPLICABLE LAWS AND RULES.

In making an investment decision, investors must rely on their own examination of the Issuer, the Company, the Group and the terms of the offering, including the merits and risks involved. See “Risk Factors” for a discussion of certain factors to be considered in connection with an investment in the Bonds.

Each person receiving this Offering Circular acknowledges that such person has not relied on the Managers, the Trustee, the Agents, the Pre-funding Account Bank, the LC Proceeds Account Bank or the Credit Support Providers or any of their respective directors, officers, employees, agents, advisers, representatives or affiliates in connection with its investigation of the accuracy of such information or its investment decision. To the fullest extent permitted by law, none of the Managers, the Trustee, the Agents, the Pre-funding Account Bank, the LC Proceeds Account Bank or the Credit Support Providers or any of their respective directors, officers, employees, agents, advisers, representatives or affiliates accepts any responsibility for the contents of this Offering Circular or for any statement made or purported to be made in connection with the Issuer, the Company, the Group or the issue and offering of Bonds. Each of the Managers, the Trustee, the Agents, the Pre-funding Account Bank, the LC Proceeds Account Bank and the Credit Support Providers and each of their respective directors, officers, employees, agents, advisers, representatives and affiliates accordingly disclaims all and any liability, whether arising in tort or contract or otherwise, which it might otherwise have in respect of this Offering Circular or any such statement. None of the Managers, the Trustee, the Agents, the Pre-funding Account Bank, the LC Proceeds Account Bank or the Credit Support Providers or any of their respective directors, officers, employees, agents, advisers, representatives or affiliates undertakes to review the financial condition or affairs of the Issuer, the Company or the Group for so long as any Bonds remain outstanding nor to advise any investor or potential investor of the Bonds of any information coming to the attention of any of the Managers, the Trustee, the Agents, the Pre-funding Account Bank, the LC Proceeds Account Bank or the Credit Support Providers or any of their respective directors, officers, employees, agents, advisers, representatives or affiliates.

The Issuer has prepared audited consolidated financial statements as at and for the years ended 31 December 2015 and 2016 and reviewed consolidated financial statements as at and for the six months ended 30 June 2017. These audited and reviewed consolidated financial statements of the Issuer are included in this Offering Circular and are prepared in conformity with International Financial Reporting Standards (“IFRS”). See “Index to Consolidated Financial Statements” and “Summary Financial Information — Selected Financial Information of the Issuer”.

On 26 October 2017, the Issuer published its quarterly report (the “Quarterly Report”) for the nine months ended 30 September 2017 (the “Third Quarter”) in accordance with applicable PRC regulations in relation to disclosure of information in quarterly reports for listed companies. See “Summary Financial Information — Quarterly Financial Information”. Copies of the Quarterly Report of the Issuer can be downloaded free of charge from the website of the Issuer at www.ceair.com, the website of Shanghai Stock Exchange at www.sse.com.cn and the website of the Hong Kong Stock Exchange at www.hkex.com.hk.

Unless otherwise indicated, all references in this Offering Circular to “China” or the “PRC” are to the People’s Republic of China and for the purpose of this Offering Circular only, exclude Hong Kong, the Macau Special Administrative Region of the PRC and Taiwan, and all references to “Hong Kong” are to the Hong Kong Special Administrative Region of China.

Unless otherwise specified or the context requires, references herein to “Japanese yen”, “JPY” or “¥” are to the lawful currency of Japan, references herein to “Renminbi”, “RMB” or “CNY” are to the lawful currency of the PRC, references herein to “Hong Kong dollars”, “HK dollars”, “HK\$”, “HK cents” or “HKD” are to the lawful currency of Hong Kong, and references herein to “U.S. dollars”, “US\$”, “US cents” or “USD” are to the lawful currency of the United States of America.

In this Offering Circular, where information has been presented in thousands, millions or billions of units, amounts may have been rounded up or down. Accordingly, totals of columns or rows of numbers in tables may not be equal to the apparent total of the individual items and actual numbers may differ from those contained herein due to rounding. References to information in billions of units are to the equivalent of a thousand million units.

FORWARD-LOOKING STATEMENTS

The Issuer has made forward-looking statements in this Offering Circular regarding, among other things, the Company's financial condition, future expansion plans and business strategy. These forward-looking statements are based on the Company's current expectations about future events and speak only as at the date they are made. The Issuer undertakes no obligation to update or revise any forward-looking statement in light of new information, future events or otherwise. Forward-looking statements are, by their nature, subject to inherent risks and uncertainties, some of which are beyond the Company's control, and are based on assumptions and analyses made by the Issuer in light of its experience and its perception of historical trends, current conditions and expected future developments, as well as other factors which the Issuer believes are appropriate in particular circumstances. These forward-looking statements include, without limitation, statements relating to:

- the impact of changes in the policies of the Civil Aviation Administration of China, or the "CAAC", regarding route rights;
- the impact of the CAAC policies regarding the restructuring of the airline industry in China;
- the impact of macroeconomic fluctuations (including the fluctuations of oil prices, interest and exchange rates);
- certain statements with respect to trends in prices, volumes, operations, margins, risk management, overall market trends and exchange rates;
- the Company's fleet development plans, including, without limitation, related financing, schedule, intended use and planned disposition;
- the Company's strategic plan of the cargo operation;
- the Company's strategic plans, including possible acquisition of other airlines;
- the Company's marketing plans, including the establishment of additional sales offices;
- the Company's plan to add new pilots; and
- the impact of unusual events on the Company's business and operations.

All statements other than statements of historical facts contained in this Offering Circular constitute "forward-looking statements". The words or phrases "aim", "anticipate", "believe", "continue", "could", "estimate", "expect", "going forward", "intend", "ought to", "may", "plan", "potential", "predict", "project", "seek", "should", "will", "would" and similar expressions, as they relate to the Company or its management, are intended to identify "forward-looking statements". All statements regarding expected financial condition and results of operations, business plans and prospects are forward-looking statements. These forward-looking statements include but are not limited to statements as to the business strategy, revenue and profitability, planned projects and other matters as they relate to the Issuer, the Company and/or the Group discussed in this Offering Circular regarding matters that are not historical fact. Accordingly, you are cautioned that a number of important factors could cause actual outcomes to differ, or to differ materially, from those expressed in any forward-looking statement, including, without limitation:

- changes in political, economic, legal and social conditions in China;
- any changes in the regulatory or taxation policies of the CAAC or any regulator or government agency in a jurisdiction where the Company provides services;
- the development of the high-speed rail network in the PRC;

- fluctuations of interest rates and foreign exchange rates;
- the availability of qualified flight personnel and airport facilities;
- the effects of competition on the demand for and price of the Company's services;
- the availability and cost of aviation fuel, including but not limited to pricing trends and risks associated with fuel hedging;
- any significant depreciation of Renminbi or Hong Kong dollars against U.S. dollars, Japanese yen or Euro, the currencies in which the majority of the Company's borrowings are denominated;
- the Company's ability to obtain adequate financing, including any required external debt and acceptable bank guarantees; and
- general economic conditions in markets where the Company operates.

TABLE OF CONTENTS

| | Page |
|---|-------------|
| GLOSSARY OF TECHNICAL TERMS | 1 |
| DEFINITIONS..... | 2 |
| SUMMARY | 5 |
| SUMMARY OF THE PROGRAMME..... | 11 |
| SUMMARY FINANCIAL INFORMATION..... | 19 |
| RISK FACTORS | 24 |
| USE OF PROCEEDS | 47 |
| CAPITALISATION AND INDEBTEDNESS..... | 48 |
| HISTORY AND DEVELOPMENT OF THE COMPANY | 49 |
| DESCRIPTION OF THE COMPANY'S BUSINESS..... | 56 |
| DIRECTORS AND MANAGEMENT | 79 |
| PRINCIPAL SHAREHOLDER | 85 |
| DESCRIPTION OF THE GUARANTOR AND THE LC BANKS | 86 |
| TERMS AND CONDITIONS..... | 88 |
| SUMMARY OF PROVISIONS RELATING TO THE BONDS IN GLOBAL FORM..... | 112 |
| FORM OF PRICING TERM SHEET..... | 114 |
| FORM OF DEED OF GUARANTEE..... | 117 |
| FORM OF ICBC STANDBY LETTER OF CREDIT | 122 |
| FORM OF BOC STANDBY LETTER OF CREDIT | 127 |
| TAXATION | 133 |
| SUBSCRIPTION AND SALE..... | 136 |
| GENERAL INFORMATION..... | 140 |
| INDEX TO CONSOLIDATED FINANCIAL STATEMENTS..... | F-1 |

GLOSSARY OF TECHNICAL TERMS

Capacity measurements

| | |
|---|---|
| ATK (available tonne-kilometres) | the number of tonnes of capacity available for the carriage of revenue load (passengers and cargo) multiplied by the distance flown |
| ASK (available seat-kilometres) | the number of seats made available for sale multiplied by the distance flown |
| AFTK (available freight tonne-kilometres) | the number of tonnes of capacity available for the carriage of cargo and mail multiplied by the distance flown |

Traffic measurements

| | |
|--|---|
| revenue tonne-kilometres or RTK | load (passenger and cargo) in tonnes multiplied by the distance flown |
| revenue passenger-kilometres or RPK | the number of passengers carried multiplied by the distance flown |
| revenue freight tonne-kilometres or RFTK | cargo and mail load in tonnes multiplied by the distance flown |
| revenue passenger tonne-kilometres or RPTK | passenger load in tonnes multiplied by the distance flown |

Load factors

| | |
|------------------------|---|
| overall load factor | overall load factor |
| passenger load factor | passenger load factor |
| freight load factor | cargo tonne-kilometres expressed as a percentage of AFTK |
| break-even load factor | the load factor required to equate traffic revenue with the Company's operating costs assuming that the Company's total operating surplus is attributable to scheduled traffic operations |

Yield and cost measurements

| | |
|--|---|
| revenue tonne-kilometres yield | revenue from airline operations divided by tonne-kilometres |
| passenger-kilometres yield (revenue per passenger-kilometre) | revenue from passenger operations divided by passenger-kilometres |
| freight tonne-kilometres yield (revenue per cargo tonne-kilometre) | revenue from cargo operations divided by cargo tonne-kilometres |
| available tonne-kilometres unit cost tonne | operating expenses divided by ATK a metric ton, equivalent to 2,204.6 lbs |

DEFINITIONS

| | |
|--------------------------------|--|
| ADR(s) | means American Depositary Receipts |
| Air China | means 中國國際航空股份有限公司 (Air China Limited) |
| Air France-KLM | means Air France-KLM Group |
| Air Transportation Arrangement | means the Air Transportation Arrangement between mainland China and Hong Kong signed by the PRC government, acting through the CAAC, and Hong Kong in February 2000 |
| Alitalia | means Alitalia — Società Aerea Italiana |
| Board | means the board of directors of the Company |
| Bondholder(s) | means the holder(s) of the Bonds |
| CAAC | means the Civil Aviation Administration of China |
| CEA Holding | means 中國東方航空集團有限公司 (China Eastern Air Holding Company Limited) (formerly known as 中國東方航空集團公司 (China Eastern Air Holding Company)), the controlling shareholder of the Company |
| CES Finance | means 東航金控有限責任公司 (CES Finance Holding Co., Ltd.), a wholly-owned subsidiary of CEA Holding and a substantial shareholder of the Company |
| CES Global | means 東航國際控股 (香港) 有限公司 (CES Global Holdings (Hong Kong) Limited), a wholly-owned subsidiary of CES Finance, a wholly owned subsidiary of CEA Holding and a substantial shareholder of the Company |
| CES Leasing | means 東航國際融資租賃有限責任公司 (CES International Financial Leasing Corporation Limited), a company incorporated in the China (Shanghai) Pilot Free Trade Zone of the PRC with registered capital of RMB1 billion, and is directly held as to: (i) 50 per cent. by CEA Holding; (ii) 35 per cent. by CES Global (an indirect wholly-owned subsidiary of CEA Holding); and (iii) 15 per cent. by 包頭盈德氣體有限公司 (Baotou Yingde Gases Co., Limited), an independent third party, the sole shareholder of which is Yingde Gases Group Company Limited, a company listed on the Hong Kong Stock Exchange |
| CES Media | means 東方航空傳媒股份有限公司 (China Eastern Airlines Media Co., Limited), which is a controlled subsidiary of CEA Holding, and is interested as to 55 per cent. and 45 per cent. by CEA Holding and the Company, respectively |
| China Cargo Airlines | means 中國貨運航空有限公司 (China Cargo Airlines Co., Limited), a controlled subsidiary of Eastern Logistics |
| China Eastern Airlines or CEA | means 中國東方航空股份有限公司 (China Eastern Airlines Corporation Limited) |
| China National Aviation Fuel | means 中國航空油料集團公司 (China National Aviation Fuel Holding |

| | |
|--------------------------------------|---|
| | Company), one of the shareholders of the Company |
| China Southern | means 中國南方航空股份有限公司 (China Southern Airlines Company Limited) |
| China United Airlines | means 中國聯合航空有限公司 (China United Airlines Co., Ltd.), a wholly-owned subsidiary of the Company |
| CNPC | means 中國石油天然氣集團公司 (China National Petroleum Corporation) |
| Code sharing | means a widely adopted marketing arrangement for all airlines across the world. Pursuant to the code-sharing agreements entered into with other airlines, an airline may conduct sales for the seats of code-share flights operated by other airlines as its own products |
| Company | means the Issuer and its subsidiaries taken as a whole |
| CSRC | means the China Securities Regulatory Commission |
| Ctrip | means 攜程旅遊網絡技術(上海)有限公司 (Ctrip Computer Technology (Shanghai) Co., Ltd), the controlling shareholder of Shanghai Licheng Information Technology Consulting Co., Ltd, a shareholder of the Company |
| Delta or Delta Air Lines | means Delta Air Lines, Inc., one of the shareholders of the Company |
| Directors | means the directors of the Company |
| Eastern Airlines Industry Investment | means 東航產業投資有限公司 (Eastern Airlines Industry Investment Company Limited), a wholly-owned subsidiary of CEA Holding |
| Eastern E-Commerce | means 東方航空電子商務有限公司 (China Eastern Airlines E-Commerce Co., Limited), a wholly-owned subsidiary of the Company |
| Eastern Logistics | means 東方航空物流有限公司 (Eastern Airlines Logistics Co., Ltd.), a wholly-owned subsidiary of the Company before the Company completed the transfer of its 100 per cent. equity interest to Eastern Airlines Industries Investment in February 2017 |
| Eastern Technology | means 東方航空技術有限公司 (China Eastern Airlines Technology Co., Limited), a wholly-owned subsidiary of the Company |
| EIT Law | means the Enterprise Income Tax Law of China |
| Hong Kong | means the Hong Kong Special Administrative Region of the PRC |
| Hong Kong Stock Exchange | means The Stock Exchange of Hong Kong Limited |
| HSR | means high-speed rail |
| IATA | means the International Air Transport Association |
| MOF | means the Ministry of Finance of China |
| MOFCOM | means the Ministry of Commerce of China |

| | |
|-------------------------|---|
| NYSE | means New York Stock Exchange |
| OAG Schedules | means Official Airline Guides Schedule |
| OPEC | means the Organization of Petroleum Exporting Countries |
| PBOC | means the People's Bank of China |
| PRC | means the People's Republic of China, and for the purpose of this offering circular, excluding Hong Kong, the Macau Special Administrative Region of the PRC and Taiwan |
| Qantas | means Qantas Airways |
| RMB | means Renminbi, the lawful currency of the PRC |
| SASAC | means the State-owned Assets Supervision and Administration Commission of China |
| SEC | means the United States Securities and Exchanges Commission |
| Shanghai Airlines | means 上海航空有限公司 (Shanghai Airlines Co., Ltd.), a wholly owned subsidiary of the Company |
| Shanghai Airlines Tours | means 上海航空國際旅遊（集團）有限公司 (Shanghai Airlines Tours, International (Group) Co., Limited), a wholly-owned subsidiary of the Company |
| SkyTeam | means the SkyTeam Alliance, one of the three major airline alliances in the world |
| SMS | means the safety management system of the Company |
| SOE | means an enterprise directly and majority owned by the SASAC |
| USA | means the United States of America |

SUMMARY

The summary below is only intended to provide a limited overview of information described in more detail elsewhere in this Offering Circular. As it is a summary, it does not contain all of the information that may be important to investors and terms defined elsewhere in this Offering Circular shall have the same meanings when used in this Summary. Prospective investors should therefore read this Offering Circular in its entirety.

THE ISSUER

The Issuer, a joint stock company limited by shares, was established in the PRC on 14 April 1995. The address of the Issuer's registered office is 66 Airport Street, Pudong International Airport, Shanghai, the PRC. Headquartered in Shanghai, the Issuer was one of the three largest air carriers in China in terms of revenue, tonne-kilometres (or RTK) and number of passengers carried in 2016. The Issuer listed on New York, Hong Kong and Shanghai stock exchanges in 1997, becoming the first airline listed on three markets together.

THE COMPANY

The Company was one of the three largest air carriers in China in terms of revenue, tonne-kilometres (or RTK) and number of passengers carried in 2016. The Company is an important domestic airline that operates primarily from its core hub in Shanghai, which is considered to be the international financial and shipping centre of China, and regional hubs in Kunming and Xi'an. The Company's business primarily focuses on the operation of civil aviation, including the provision of passenger, cargo, mail delivery, tour operations and other extended transportation services. As at 30 June 2017, the Company served a route network that covered 1,074 domestic and foreign destinations in 177 countries through SkyTeam, an international airlines alliance. Compared to 2015, the Company's traffic volume (as measured in RTKs) increased by 10.6 per cent. from 17,820 million in 2015 to 19,712 million in 2016. The Company's passenger traffic volume (as measured in revenue passenger-kilometres, or RPKs) increased by 14.5 per cent. from 146,342 million in 2015 to 167,529 million in 2016. The Company's cargo and mail traffic volume (as measured in revenue freight tonne-kilometres, or RFTKs) increased by 0.2 per cent. from 4,865 million in 2015 to 4,875 million in 2016. For the six months ended 30 June 2017, the Company has achieved 9,178 million, 88,147 million and 1,366 million in terms of traffic volume, passenger traffic volume and cargo and mail traffic volume, respectively.

COMPETITIVE STRENGTHS

The Company's vision is to become a leading airline in Asia and a leading global competitor by emphasizing staff loyalty, customer preference, investor satisfaction and social responsibility. The Company believes that its business model is favourable to that of other major airlines in a number of significant aspects, which the Company intends to continue to pursue. The Company's main competitive strengths include the Company's status as a Central SOE (which is defined as an enterprise directly and majority owned by the SASAC), its position to benefit from the continued high growth of China's international civil aviation market, its favourable connectivity and geographical position, its high operating efficiency, its improved financial and liquidity position, its strategic SkyTeam membership, its experienced management team and sound corporate governance, as well as strong recognition of the China Eastern Airlines brand.

A Central SOE with strong and direct support from the PRC central government

CEA Holding is one of the 97 Central SOEs directly supervised by the SASAC of the PRC central government. The Company is 56.38 per cent. owned by CEA Holding, which in turn is 100 per cent. owned by the SASAC. The Company enjoys a number of direct and indirect benefits as a result of its status as a Central SOE. For example, the Company has received an aggregate amount of RMB868 million in government subsidies and achieved revenue of RMB1,871 million from routes co-operated with the government for the six months ended 30 June 2017. The Company believes that its status as a Central SOE positions it well to better execute its business plan and to more directly benefit from China's high economic growth.

Well positioned to benefit from the continued high growth of China's international civil aviation market

The Company believes that, based on its established market position and geographic location, it is well-positioned to continue to take advantage of the opportunities presented by China's international civil aviation market growth. In recent years, the trending of outbound tourism galvanized the market of international airline services. During the period from 2010 to 2015, total traffic volume and passenger traffic volume for China's international airline transportation have recorded average annual increases of 8.7 per cent. and 16.9 per cent., respectively. China's international airline transportation market is expected to achieve and keep at an annual growth rate of more than 15 per cent. in 13th Five-Year Plan period. The Company believes it is well positioned with its dual hubs in Shanghai and Beijing, two of the China's biggest airline markets, to capitalise on the market growth of China's international civil aviation.

Favourable connectivity and geographical position

Shanghai is China's leading international financial centre and international shipping centre. Shanghai handled the largest amount of cargo freight in terms of freight and cargo traffic and the largest amount of flight passengers in terms of passenger traffic among all cities in China in 2016. The Company believes that the operation of its services through its hub in Shanghai, combined with its network that covers 1,074 domestic and international destinations in 177 countries through SkyTeam and its high frequency of flights as at 30 June 2017, allow it to maximise connectivity across the markets and locations that it serves. The Company also strategically develops its hubs in Beijing, which handled the second largest number of flight passengers and cargo freight in China in 2016, and from leading airports in north-west and south-west China (Xi'an and Kunming, respectively). The Company has also developed cooperative relationship with strategic partners to enhance its hub network. For example, in response to the competition from HSR network, the Company has cooperated with the Shanghai Railway Bureau to launch "Air-Rail Pass Transportation" products offering combined air and rail service package in 13 cities in the Yangtze River Delta, including Nanjing, Hangzhou and Suzhou in 2012. In addition, the Company launched its "Air-Bus Pass" service covering routes such as Shanghai Pudong-Kunshan/Suzhou/Wuxi, Baoshan-Tengchong and Tianjin-Tanggu in 2013 and Wuhan-Huangshi route in 2014 in order to further improve the connectivity of the Company's flights.

Economies of scale and high operating efficiency

The Company has ranked as one of the 10 largest airlines in the world by IATA in terms of number of scheduled passengers carried. Leveraging on its economies of scale, the Company has continued to improve its operating efficiency in recent years and intends to maintain this momentum. The Company's operating efficiency is indicated by its annual fleet average utilisation rate which was 9.7 hours per passenger aircraft per day in 2016. According to the 2015 Statistical Bulletin of the Development of Civil Aviation Industry published by the CAAC, the industry average annual fleet utilisation rate was 9.49 hours per aircraft per day.

Improved financial and liquidity position and diversified sources of funding

The Company's financial and liquidity position have continued to strengthen. The Company's liability ratio (defined as total liabilities divided by total assets) has improved from 79.83 per cent. as at 31 December 2015 to 74.69 per cent. as at 30 June 2017. The Company's outstanding funding has been obtained from a number of different sources, including funds generated from operation, operating leases, commercial bank lending, export credit guaranteed bank funding and debt securities issued into the capital markets. Accordingly, the Company has established, and intends to maintain, a diversified portfolio of funding instead of relying on any single source of funding.

Strategic cooperation with SkyTeam Alliance members

On 21 June 2011, the Company became a member of SkyTeam. The Company's membership in SkyTeam has raised the Company's standards in terms of marketing, service and other areas and further strengthened its market presence and traffic volume in the international civil aviation market by offering the Company's customers more convenience and ease when making their international travel plans. As a SkyTeam member, the Company benefits

from its strategic alliance with well-known airlines such as Delta Air Lines, China Southern, Alitalia, Air France-KLM, which allows its passengers to enjoy the benefits such as increased flight choices, smoother transfers for long-distance or inter-continental travels, priority check-in and enhanced frequent flyer programme privileges. In addition to the alliance with SkyTeam, the Company continues to deepen collaboration on code-sharing with other airline companies, such as Japan Airlines and Qantas.

Experienced management team and sound corporate governance

The Company believes that its management team is well experienced in the civil aviation industry and is capable of providing expertise to achieve the Company's business objectives. As at 30 June 2017, the Company's Board is composed of 11 directors, 4 of whom are independent non-executive directors. The Company's Chairman, Mr. Liu Shaoyong, joined the civil aviation industry in China in 1978. Since his appointment as Chairman of the Company, Mr. Liu has, among others, managed a series of strategic initiatives such as the merger of the Company with Shanghai Airlines and the restructure of the cargo assets. Mr. Liu also serves as Deputy Party Secretary and President of CEA Holding. Furthermore, the Company's senior management have implemented a number of important initiatives since 2014, including the formal establishment of foreign airlines service centre, completing the issuance of 1,327,406,822 A shares, and the execution of the Management Agreement with China Cargo Airlines and the Marketing Agreement with Air France-KLM. Please see "History and Development of the Company" for more details.

Strong brand recognition associated with top quality customer service

The Company believes that it is one of the most respected brands in China. It strives to provide its customers with a pleasant travel experience both on the ground and in the air through continual product and service improvements. The Company's continued investment in new aircraft and on-board products across its fleet demonstrates its commitment to customer service and further strengthens its brand and services. The Company has been selected as one of the BrandZ™ Top 30 Most Valuable Chinese Brands for the sixth consecutive year since 2010. In the first half of 2017, the Company was once again selected as one of the World's 500 Most Valuable Global Brands by Brand Finance. It also received the "Best China Airline" award at the "Travel Trade Gazette China Tourism Awards" for the third consecutive year. The Company believes that the quality of the service which it offers and the strength of its brand are critical to its continuing success and intends to continue focusing on developing its brand and improve its customer service.

STRATEGIES

In addition to pursuing the above competitive strengths, the Company's core strategies are to continue to:

- expand and optimise flight connectivity through the Company's Shanghai hub and code sharing arrangements with alliance partners;
- further promote the China Eastern Airlines brand as a premium brand in China;
- further promote value-added services to its passengers by leveraging on the SkyTeam brand;
- train and support its network of domestic sales agents and representatives;
- develop integrated product packages with strategic partners, such as the Shanghai Rail Bureau;
- develop high-end markets through selective targeting of group customers;
- further improve cost structure and enhance productivity; and
- further pursue industry best practices in operations and management.

THE GUARANTOR AND THE LC BANKS

Each Series of Bonds may be issued in any one of the following forms: (i) "Guaranteed Bonds", which will

have the benefit of a Guarantee provided by the Guarantor as to the principal and certain payments of interest under the Bonds, (ii) “ICBC LC Bonds”, which will have the benefit of a Standby Letter of Credit issued by ICBC Shanghai or (iii) “BOC LC Bonds”, which will have the benefit of a Standby Letter of Credit issued by BOC Tokyo.

THE GUARANTOR

Sumitomo Mitsui Banking Corporation (“SMBC”) is one of Japan’s leading banks and the main banking subsidiary of Sumitomo Mitsui Financial Group, Inc. SMBC and its group companies offer a broad range of financial services centred on banking in Japan and overseas. They are also engaged in the leasing, securities, credit card, investment, mortgage securitisation, venture capital and other credit related businesses. In Japan, SMBC accepts deposits from, makes loans to, extends guarantees to and provides other products and services to corporations, individuals, governments and governmental entities. SMBC offers financing solutions through loan syndication, structured finance and project finance to large corporate customers in the domestic and overseas markets, as well as a variety of financing options to domestic mid-sized companies, small-sized companies and individuals. SMBC also underwrites and deals in bonds issued by or guaranteed by the government of Japan and local government authorities, and acts in various administrative and advisory capacities for select types of corporate and government bonds. Internationally, SMBC operates through a network of branches, representative offices, subsidiaries and affiliates to provide loan syndication, project finance and cash management services and participate in international securities markets. SMBC will be acting through its Hong Kong Branch in providing the Guarantee.

LC BANKS

Neither of the LC Banks is a separate and independent legal person but each has capacity to carry on its activities within its scope of the authorisation given by its headquarters entity (“Headquarters Entity”), which is Industrial and Commercial Bank of China, Limited (“ICBC”) in the case of ICBC Shanghai, and Bank of China Limited (“BOC”) in the case of BOC Tokyo. If the assets of the relevant LC Bank are not sufficient to meet its obligations under any Standby Letter of Credit issued by it in respect of a Series of LC Bonds, its Headquarters Entity would have an obligation to satisfy the balance of the obligations under the relevant Standby Letter of Credit.

ICBC Shanghai

ICBC acting through its Shanghai Municipal Branch will confer the benefit of a Standby Letter of Credit to each Series of ICBC LC Bonds.

ICBC is a leading bank in the PRC in terms of each of total assets, market share of loans and market share of deposits. Established on 1 January 1984, ICBC was restructured to become a joint-stock limited company on 28 October 2005. ICBC has been listed on both Shanghai Stock Exchange and Hong Kong Stock Exchange since 27 October 2006.

ICBC has established a presence in six continents, with a global network covering 42 countries and regions as of 30 June 2017. In addition, through its equity participation in Standard Bank Group Limited, ICBC indirectly covers 20 countries in Africa. ICBC provides a wide range of financial products and services to millions of corporate customers and personal customers via its distribution channels as well as through its E-banking network comprising a range of Internet and telephone banking services and self-service banking centres, forming a diversified and internationalised operating structure focusing on commercial banking business and maintaining a leading position in the domestic market in the commercial banking sector.

BOC Tokyo

BOC acting through its Tokyo Branch will confer the benefit of a Standby Letter of Credit to each Series of BOC LC Bonds.

Bank of China, the predecessor of BOC, was formally established in February 1912 following the approval

of Dr. Sun Yat-sen. From 1912 to 1949, Bank of China served consecutively as the country's central bank, international exchange bank and specialised international trade bank. After 1949, Bank of China became responsible for managing China's foreign exchange operations and provided vital support to the nation's foreign trade development and economic infrastructure by its offering of international trade settlement, overseas fund transfer and other nontrade foreign exchange services. In 1994, Bank of China was transformed into a wholly state-owned commercial bank. In August 2004, BOC was incorporated. BOC was listed on Hong Kong Stock Exchange and the Shanghai Stock Exchange in June and July 2006 respectively, becoming the first Chinese commercial bank to launch an A-Share and H-Share initial public offering and achieve a dual listing in both markets. Since 2011, BOC has been designated as a Global Systemically Important Bank.

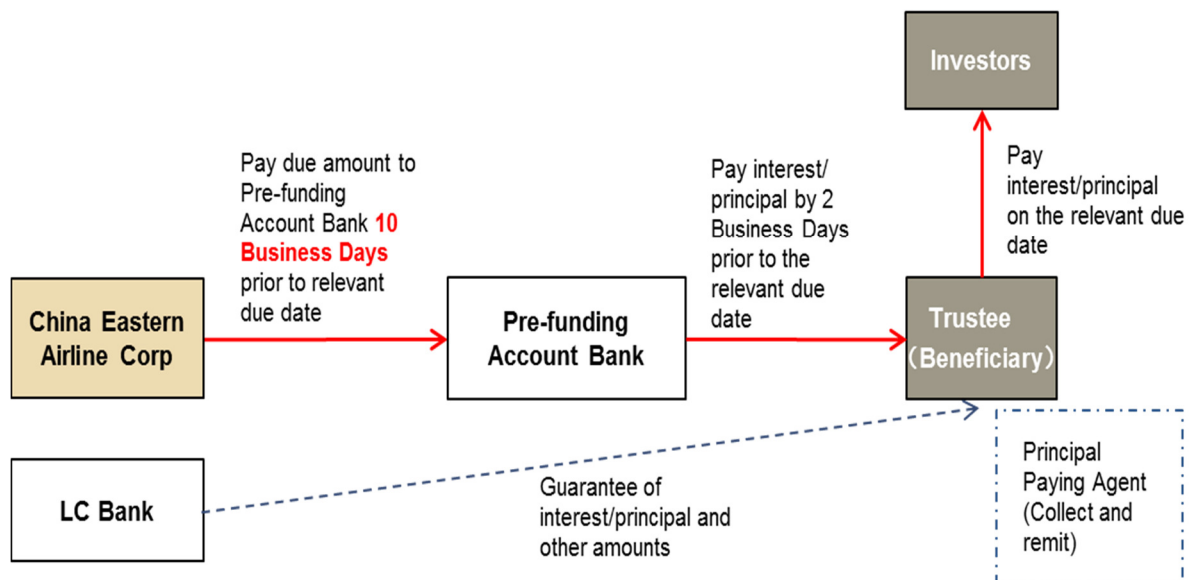
As one of China's most internationalised and diversified banks, BOC provides a comprehensive range of financial services to customers across mainland China as well as 51 countries and regions. BOC's core business is commercial banking, including corporate banking, personal banking and financial markets services.

STANDBY LETTER OF CREDIT STRUCTURE

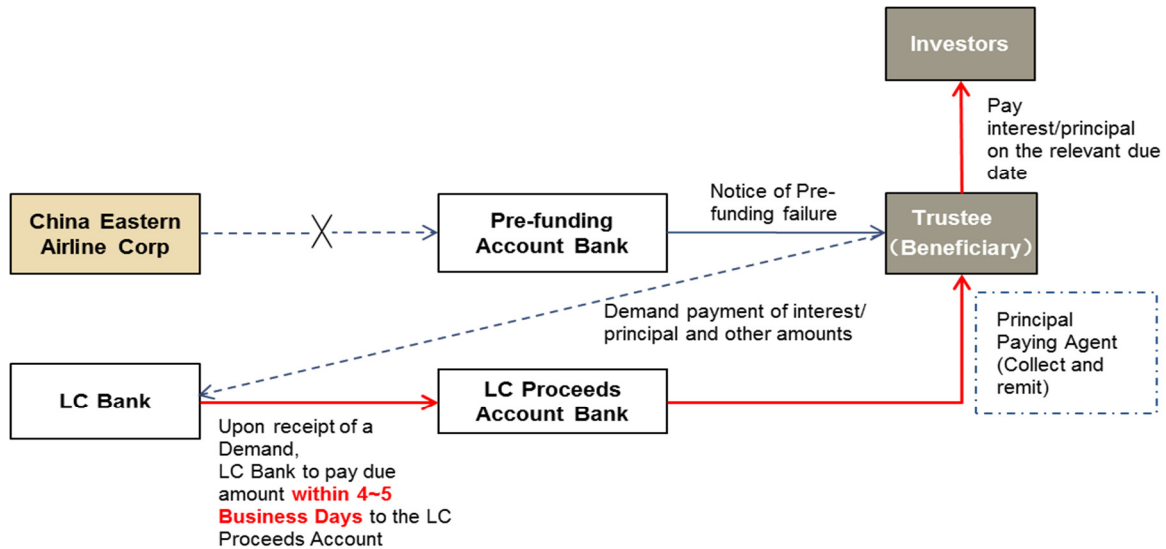
The following diagram provides a summary of the offering structure for the LC Bonds. It is not intended to be comprehensive and should be read in conjunction with the Conditions and the relevant Standby Letter of Credit. This diagram is provided purely for illustrative purposes and shall not in any way affect the interpretation of the Conditions or the Standby Letters of Credit.

Standby Letter of Credit: If the Pre-funding Account Bank has not received the relevant amount by no later than 10 Business Days prior to the due date, then the Trustee will make a demand on the relevant LC Bank (the "Demand"). Within 4~5 Business Days of receipt of the Demand, the relevant LC Bank will pay the amount specified in the Demand (interest, principal and/or other amounts) to the LC Proceeds Account designated by the Trustee.

Case A: Interest and principal payment without Pre-funding Failure or Event of Default

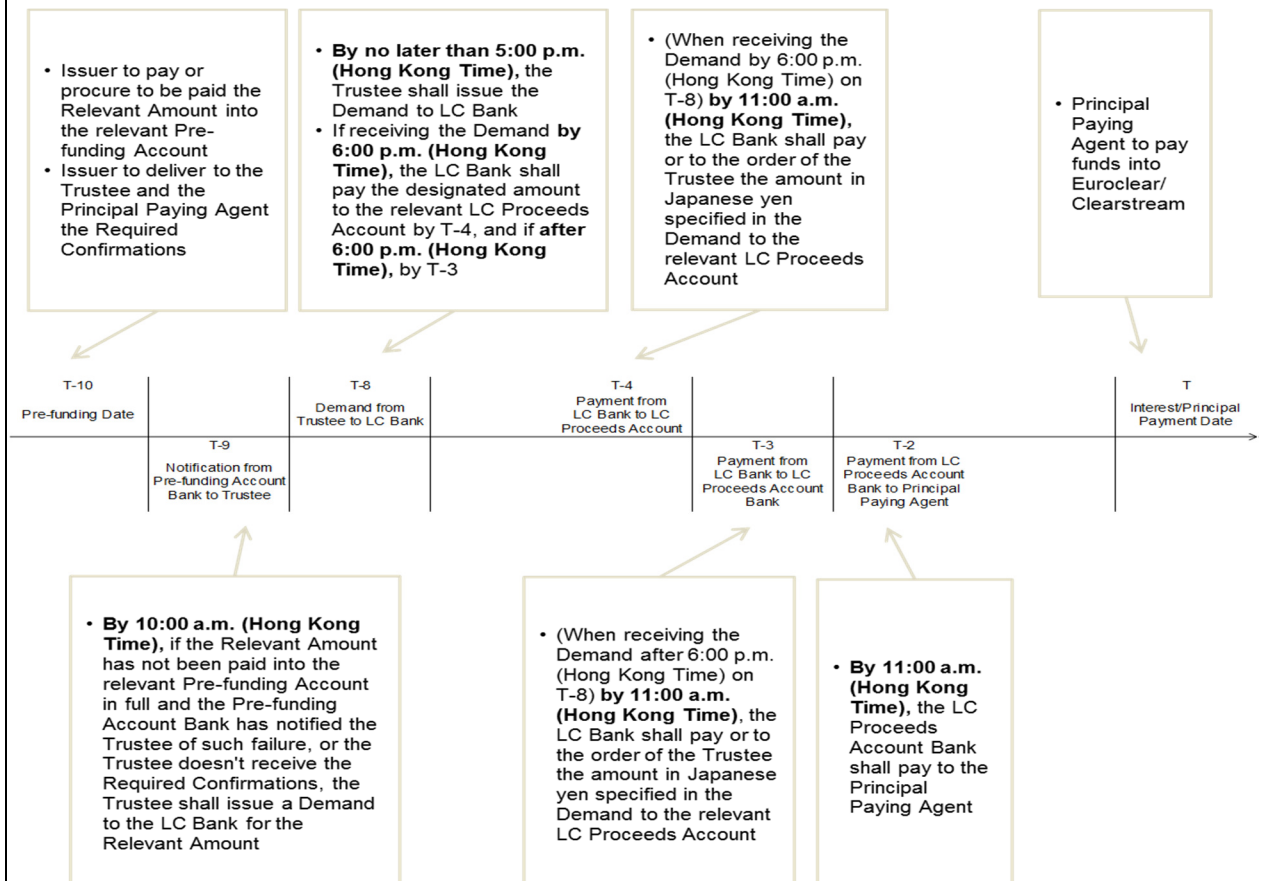


Case B: Interest and principal payment upon occurrence of Pre-funding Failure



Note: Payment from the Pre-funding Account Bank or the LC Proceeds Account Bank will be made to the Principal Paying Agent, which will be receiving such funds to enable onward payment to Bondholders on the relevant due date.

The following diagram provides a summary of the payment timeline for the LC Bonds. It is not intended to be comprehensive and should be read in conjunction with the Conditions and the relevant Standby Letter of Credit. This diagram is provided purely for illustrative purposes and shall not in any way affect the interpretation of the Conditions or the Standby Letters of Credit.



SUMMARY OF THE PROGRAMME

The following is a summary of the terms of the offering and is qualified in its entirety by the remainder of this Offering Circular. Some of the terms described below are subject to important limitations and exceptions. Unless otherwise defined in this Offering Circular, words and expressions defined in the Conditions shall have the same meanings in this summary.

| | |
|--------------------------------|---|
| Issuer | China Eastern Airlines Corporation Limited |
| Description | Credit Enhanced Bond Issuance Programme |
| Credit Support | <p>Each Series of Bonds will be issued in one of the following forms:</p> <ul style="list-style-type: none">(i) “Guaranteed Bonds”, which will have the benefit of a guarantee provided by Sumitomo Mitsui Banking Corporation acting through its Hong Kong Branch as to the principal and certain payments of interest under the Bonds; or(ii) “ICBC LC Bonds”, which will have the benefit of a Standby Letter of Credit issued by Industrial and Commercial Bank of China Limited acting through its Shanghai Municipal Branch; or(iii) “BOC LC Bonds”, which will have the benefit of a Standby Letter of Credit issued by Bank of China Limited acting through its Tokyo Branch, <p>in each case as specified in the Pricing Term Sheet applicable to such Series.</p> |
| Credit Support Provider | <p>The Credit Support Providers will be:</p> <ul style="list-style-type: none">(i) Sumitomo Mitsui Banking Corporation acting through its Hong Kong Branch as Guarantor, in the case of Guaranteed Bonds; or(ii) Industrial and Commercial Bank of China Limited acting through its Shanghai Municipal Branch as LC Bank, in the case of ICBC LC Bonds; or(iii) Bank of China Limited acting through Tokyo Branch as LC Bank, in the case of BOC LC Bonds. <p>The Credit Support Provider for a particular Series of Bonds will be specified in the Pricing Term Sheet applicable to such Series.</p> |
| Status of the Bonds | <p>The Bonds will constitute direct, unsubordinated, unconditional and, subject to Condition 4(a), unsecured obligations of the Issuer and shall at all times rank <i>pari passu</i> and without any preference among themselves. The payment obligations of the Issuer under the Bonds shall, save for such exceptions as may be provided by applicable legislation and subject to Condition 4(a), at all times rank at least equally with its other present and future unsecured and unsubordinated obligations.</p> |
| Guarantee | <p>In the case of each Series of Guaranteed Bonds, the Guarantor will irrevocably guarantee the following payments of principal and interest expressed to be payable by the Issuer under the Bonds</p> |

(each a “Guaranteed Payment”, which term includes any premium but excludes any Additional Tax Amounts (as defined in Condition 8), any additional amounts payable under Condition 8(b), default interest, indemnity amounts, fees, costs, expenses or any other amounts expressed to be payable by the Issuer under the Bonds or the Trust Deed), subject to the provisions in the deed of guarantee to be executed by the Guarantor in favour of the Trustee (the “Deed of Guarantee”):

- (i) **Redemption on the Maturity Date:** upon being notified in writing by the Issuer or any Agent of any failure by the Issuer to pay in full the principal of and/or any interest on the Bonds which are due on the Maturity Date, the Trustee may, by notice to the Guarantor given within 30 days after the Maturity Date, require the Guarantor to pay the principal of the Bonds and any accrued but unpaid interest on the Bonds up to but excluding the Maturity Date;
- (ii) **Redemption for taxation reasons pursuant to Condition 6(b):** upon being notified in writing by the Issuer or any Agent of any failure by the Issuer to pay in full the principal of and/or any interest on the Bonds which are due on the date set for the redemption of the Bonds pursuant to Condition 6(b) (the “Tax Call Redemption Date”), the Trustee may, by notice to the Guarantor given within 30 days after the Tax Call Redemption Date, require the Guarantor to pay the principal of the Bonds and any accrued but unpaid interest on the Bonds up to but excluding the Tax Call Redemption Date;
- (iii) **Redemption for Change of Control pursuant to Condition 6(c):** upon being notified in writing by the Issuer, any Agent or any Bondholder of any failure by the Issuer to pay in full the principal (including premium) of and/or any interest on any Bond which has become due for redemption pursuant to Condition 6(c) on the applicable Put Date as a result of the delivery of a Put Exercise Notice by the relevant Bondholder, the Trustee may, provided that the Trustee shall have been (a) indemnified and/or secured and/or prefunded to its satisfaction and (b) so requested in writing by holders of at least 25 per cent. in principal amount of the Bonds then outstanding or so directed by an Extraordinary Resolution, after having given notice to the Issuer to declare the Bonds immediately due and payable pursuant to Condition 9 (any such notice given pursuant to Condition 9 shall be referred to as an “Acceleration Notice”) by reason of such failure by the Issuer to pay in full the principal (including premium) of and/or any interest on any Bond which has become due for redemption pursuant to Condition 6(c) on the applicable Put Date, by notice to the Guarantor given within 30 days after the date of such Acceleration Notice, require the Guarantor to pay

the principal of the Bonds (including any premium in respect of Bonds which have become due for redemption pursuant to Condition 6(c)) and any accrued but unpaid interest on the Bonds up to but excluding the date of the Acceleration Notice;

- (iv) **Acceleration as a result of other non-payments:** in the event that the Trustee shall have given an Acceleration Notice to the Issuer to declare the Bonds immediately due and payable pursuant to Condition 9 by reason of a non-payment described in Condition 9(A)(a) and except where paragraph (i), (ii) or (iii) above applies, the Trustee may, provided that the Trustee shall have been (a) indemnified and/or secured and/or prefunded to its satisfaction and (b) so requested in writing by holders of at least 25 per cent. in principal amount of the Bonds then outstanding or so directed by an Extraordinary Resolution, by notice to the Guarantor given within 30 days after the date of such Acceleration Notice, require the Guarantor to pay the principal of the Bonds and any accrued but unpaid interest on the Bonds up to but excluding the date of the Acceleration Notice; and
- (v) **Acceleration as a result of other Events of Default:** in the event that the Trustee shall have given an Acceleration Notice to the Issuer to declare the Bonds immediately due and payable pursuant to Condition 9 by reason of the occurrence of any of the events described in Conditions 9(A)(b) through 9(A)(l) or Condition 9(B), the Trustee may, provided that the Trustee shall have been (a) indemnified and/or secured and/or prefunded to its satisfaction and (b) so requested in writing by holders of at least 25 per cent. in principal amount of the Bonds then outstanding or so directed by an Extraordinary Resolution, by notice to the Guarantor given within 30 days after the date of such Acceleration Notice, require the Guarantor to pay the principal of the Bonds and any accrued but unpaid interest on the Bonds up to but excluding the date of the Acceleration Notice,

provided, however, that if the Issuer has remedied its failure to make payment or otherwise satisfied its obligation to pay in respect of a Guaranteed Payment in part or in full prior to the Guarantor's making payment in respect of such Guaranteed Payment, the Trustee shall notify the Guarantor of such fact as soon as reasonably practicable after being notified in writing by the Issuer or any Agent of such remedy or satisfaction and the Guarantor shall be relieved of its obligation to make such Guaranteed Payment to the extent already discharged by the Issuer. In addition to the Guaranteed Payment, the Guarantor has agreed in the Deed of Guarantee to pay the Trustee the amount of ¥100,000,000 (the "Extra Amount"), which shall be applied in

accordance with the provisions of the Trust Deed.

All payments by the Guarantor under the Guarantee shall be made free and clear of, and without withholding or deduction for or on account of, any taxes, duties, assessments or governmental charges unless such withholding or deduction is required by law. If the Guarantor is required to make, and has made, a deduction or withholding on the Guaranteed Payment for or on account of any taxes, duties, assessments or governmental charges of whatever nature imposed, levied, collected, withheld or assessed by or within the PRC or any authority therein or thereof having power to tax ("PRC Tax"), the Guarantor shall pay such additional amounts as will result in receipt by or on behalf of the Trustee of such amounts as would have been received by or on behalf of it had no such withholding or deduction for or on account of PRC Tax been required.

The Deed of Guarantee provides that the aggregate liability of the Guarantor thereunder (including any amount to be deducted or withheld for or on account of PRC Tax or otherwise under the preceding paragraph) shall not in any circumstances exceed the Guarantee Maximum Limit to be specified in the applicable Pricing Term Sheet. It is currently expected that the Guarantee Maximum Limit in respect of any particular Series of Guaranteed Bonds will be set at no less than 105 per cent. of the aggregate principal amount of the relevant Series, subject to agreement between the Issuer and the Guarantor.

Any notice given by the Trustee to the Guarantor under Condition 2(b)(i) (a "Payment Notice") shall be substantially in the form set out in the Deed of Guarantee. In no event can the Payment Notice be delivered after 5:00 p.m. (Hong Kong time) on the 30th day after the Maturity Date. The Trustee may in the Payment Notice specify an amount to be paid by the Guarantor in respect of a Guaranteed Payment only to the extent that, prior to serving the Payment Notice, the Trustee has not received a notice in writing from the Issuer or any Agent notifying it that such amount has not already been discharged by the Issuer.

The Guarantor shall within 30 Tokyo and Hong Kong Business Days after receipt of a Payment Notice pay to or to the order of the Trustee the amount specified in the Payment Notice. The Guarantor shall be subject to no further payment obligations under the Deed of Guarantee or any other documents related to the Bonds after paying the Guaranteed Payment and the Extra Amount to or to the order of the Trustee in accordance with Condition 2(b)(i).

Standby Letter of Credit

Each Series of LC Bonds will have the benefit of a separate Standby Letter of Credit issued in favour of the Trustee, on behalf of itself and the holders of the Bonds, by the relevant LC Bank. Each Standby Letter of Credit shall be drawable by the Trustee as beneficiary on behalf of itself and the holders of the Bonds upon

the presentation of a demand by authenticated SWIFT sent by or on behalf of the Trustee to the relevant LC Bank in accordance with the relevant Standby Letter of Credit (the “Demand”) stating that (i) the Issuer has failed to comply with Condition 2(b)(ii)(2) in relation to pre-funding the amount that is required to be pre-funded under the Conditions and/or failed to provide the Required Confirmations in accordance with Condition 2(b)(ii)(2) or (ii) an Event of Default (as defined in Condition 9) has occurred and the Trustee has given notice to the Issuer that the Bonds are due and payable in accordance with Condition 9 or (iii) the Issuer has failed to pay the fees, costs, expenses, indemnity payments and/or any other amounts expressed to be payable by it in connection with the Bonds, the Trust Deed and/or the Agency Agreement when due and such failure continues for a period of seven days from the date of the Trustee delivering its demand therefor to the Issuer.

The aggregate liability of the relevant LC Bank under the relevant Standby Letter of Credit shall not in any circumstances exceed the LC Maximum Limit specified in the applicable Pricing Term Sheet. It is currently expected that the LC Maximum Limit in respect of any particular Series of LC Bonds will be set at no less than 105 per cent. of the aggregate principal amount of the relevant Series, subject to agreement between the Issuer and the relevant LC Bank. Multiple drawings and partial payments under the relevant Standby Letter of Credit are permitted, and each such drawing shall reduce the total amount available for drawing under the relevant Standby Letter of Credit by an amount equal to such drawing. Such drawings on the relevant Standby Letter of Credit will be payable in Japanese yen to or to the order of the Trustee at the time and to the account specified in the Demand presented to the LC Bank. Payment received by the Trustee in respect of the Demand will be deposited into the relevant LC Proceeds Account.

Each Standby Letter of Credit will expire at 6:00 p.m. (Hong Kong time) on the LC Expiry Date specified in the relevant Pricing Term Sheet.

Pre-funding

In order to provide for the payment of any amount in respect of a Series of LC Bonds (the “Relevant Amount”) as the same shall become due, the Issuer shall, in accordance with the Agency Agreement, by no later than the Business Day falling ten Business Days (the “Pre-funding Date”) prior to the due date for such payment under the Conditions:

- (A) unconditionally pay or procure to be paid the Relevant Amount into the relevant Pre-funding Account; and
- (B) deliver to the Trustee and the Principal Paying Agent by facsimile (x) a Payment and Solvency Certificate signed by any Authorised Signatory (as defined in the Trust Deed) of the Issuer, and (y) a copy of the irrevocable payment instruction from the Issuer to the Pre-funding Account

Bank requesting the Pre-funding Account Bank to pay the Relevant Amount which was paid into the relevant Pre-funding Account on the Pre-funding Date in full to the Principal Paying Agent by no later than 11:00 a.m. (Hong Kong time) on the second Business Day preceding the due date for such payment (together, the “Required Confirmations”).

If the Relevant Amount has not been paid into the relevant Pre-funding Account in full and the Pre-funding Account Bank has notified the Trustee of such failure, or the Trustee does not receive the Required Confirmations, in each case by 10:00 a.m. (Hong Kong time) on the Business Day immediately following the Pre-funding Date (a “Pre-funding Failure”), the Trustee shall by no later than 5:00 p.m. (Hong Kong time) on the second Business Day following the Pre-funding Date issue a Demand to the LC Bank for the Relevant Amount (or if the Issuer has unconditionally paid or procured to be paid into the relevant Pre-funding Account an amount less than the full amount of the Relevant Amount, and the Trustee has received the Required Confirmations in respect of such lesser amount, an amount representing the difference between the full amount of the Relevant Amount and the amount received in the relevant Pre-funding Account), provided that, in accordance with the relevant Standby Letter of Credit, the Trustee need not physically present the Demand to the relevant LC Bank and shall be entitled to submit the Demand by authenticated SWIFT. Following receipt by the relevant LC Bank of such Demand by 6:00 p.m. (Hong Kong time) on a Business Day, the LC Bank shall by 11:00 a.m. (Hong Kong time) on the fourth Business Day immediately following such Business Day (or, if such demand is received after 6:00 p.m. (Hong Kong time) on a Business Day, the fifth Business Day immediately following such Business Day), pay to or to the order of the Trustee the amount in Japanese yen specified in the Demand to the relevant LC Proceeds Account.

Negative Pledge

The Bonds will contain a negative pledge provision as further described in Condition 4(a).

Events of Default

The Bonds will contain certain events of default provisions as further described in Condition 9, including without limitation, certain events of default in respect of the Credit Support Provider, the Trustee at its discretion may, and if so requested in writing by holders of at least 25 per cent. of the aggregate principal amount of the Bonds then outstanding or if so directed by an Extraordinary Resolution, shall (provided in any such case that the Trustee shall have been indemnified and/or secured and/or pre-funded to its satisfaction), give notice to the Issuer that the Bonds are due and payable. Upon any such notice being given to the Issuer, the Bonds shall immediately become due and payable at their principal amount together (if applicable) with accrued interest.

Taxation

All payments of principal, premium (if any) and interest by or on

| | |
|---|--|
| | <p>behalf of the Issuer in respect of the Bonds shall be made free and clear of, and without withholding or deduction for or on account of, any taxes, duties, assessments or governmental charges of whatever nature imposed, levied, collected, withheld or assessed by or within the PRC or any authority therein or thereof having power to tax, unless the withholding or deduction is required by law, as further described in Condition 8. In such event, the Issuer shall, subject to the limited exceptions specified in the Conditions, pay such additional amounts as will result in receipt by the Bondholders of such amounts as would have been received by them had no such withholding or deduction been required.</p> |
| Final Redemption | <p>Unless previously redeemed or purchased and cancelled, the Bonds will be redeemed at their principal amount on the Maturity Date.</p> |
| Redemption for Taxation Reasons | <p>The Bonds may be redeemed at the option of the Issuer in whole, but not in part, at their principal amount, together with accrued interest, at any time in the event of certain changes affecting taxes of Hong Kong or the PRC or any political subdivision or any authority thereof or therein having power to tax, or any change in the application or official interpretation of such laws or regulations (including a decision by a court of competent jurisdiction), as further described in Condition 6(b).</p> |
| Redemption for Change of Control | <p>A Bondholder will have the right, at such Bondholder's option, to require the Issuer to redeem all, but not some only, of that Bondholder's Bonds at 101 per cent. of their principal amount, together with accrued interest up to, but excluding the relevant Put Date, upon the occurrence of a Change of Control with respect to the Issuer. See Condition 6(c).</p> |
| Currency and Denomination | <p>The Bonds will be denominated in Japanese yen and will be issued in such denomination as may be agreed between the Issuer and the relevant Managers as indicated in the applicable Pricing Term Sheet, subject to compliance with applicable laws and regulations.</p> |
| Form of Bonds and Clearing Systems | <p>Each Series of Bonds will be represented by interests in a Global Certificate, which will be registered in the name of a nominee of, and shall be deposited on or about the Issue Date with, a common depository for Euroclear Bank SA/NV ("Euroclear") and Clearstream Banking S.A. ("Clearstream"). Beneficial interests in each Global Certificate will be shown on, and transfers thereof will be effected only through, records maintained by Euroclear and Clearstream. Except as described herein, certificates for Bonds will not be issued in exchange for interests in the Global Certificate.</p> |
| Governing Law | <p>English law</p> |
| Trustee | <p>DB Trustees (Hong Kong) Limited</p> |
| Principal Paying Agent, Registrar and Transfer Agent | <p>Deutsche Bank AG, Hong Kong Branch</p> |

**LC Proceeds Account Bank and
Pre-funding Account Bank**

Deutsche Bank AG, Hong Kong Branch

Ratings

The Programme is rated:

- (i) AA by JCR, in respect of Guaranteed Bonds;
- (ii) A1 by Moody's, in respect of ICBC LC Bonds; and
- (iii) A1 by Moody's, in respect of BOC LC Bonds.

Where a Series of Bonds is rated, such rating may not necessarily be the same as the rating generally assigned to the relevant type of Bonds under the Programme. A security rating is not a recommendation to buy, sell or hold securities and may be subject to revision, suspension or withdrawal at any time by the assigning rating agency. There can be no assurance that the ratings of the Programme will remain for any given period of time or that the ratings will not be lowered or withdrawn entirely if, in the judgement of such agency, circumstances in the future so warrant. A revision, suspension or withdrawal of the rating assigned to the Bonds may adversely affect the market price of the Bonds.

Listing

The Bonds are expected to be listed and traded on the TOKYO PRO-BOND Market operated by Japan Exchange Group, Inc.

Use of Proceeds

See section entitled "Use of Proceeds".

**Joint Lead Managers and Joint
Bookrunners for Guaranteed
Bonds**

SMBC Nikko Capital Markets Limited
DBJ Securities Co., Ltd.

**Joint Lead Managers and Joint
Bookrunners for each Series of LC
Bonds**

Bank of China Limited
Mizuho Securities Asia Limited
SMBC Nikko Capital Markets Limited
Daiwa Capital Markets Singapore Limited
Morgan Stanley & Co. International plc
Nomura International plc

Selling Restrictions

The Bonds will not be registered under the Securities Act or under any state securities laws of the United States and will be subject to customary restrictions on transfer and resale. See "Subscription and Sale".

SUMMARY FINANCIAL INFORMATION

The following tables set forth the summary consolidated financial information of the Issuer as at and for the periods indicated.

Selected Financial Information of the Issuer

The summary audited consolidated financial information as at and for the years ended 31 December 2015 and 2016 set forth below is derived from the Issuer's published audited consolidated financial statements for the year ended 31 December 2016, prepared and presented in accordance with IFRS and the disclosure requirements of the Hong Kong Companies Ordinance (which have been audited by Ernst & Young, certified public accountants, and are included elsewhere in this Offering Circular) and should be read in conjunction with such published audited consolidated financial statements and the notes thereto. The summary unaudited consolidated financial information for the six months ended 30 June 2016 and 2017 and as at 30 June 2017 set forth below is derived from the Issuer's published unaudited consolidated financial statements for the six months ended 30 June 2017, prepared and presented in accordance with IFRS (the unaudited consolidated financial statements for the six months ended 30 June 2017 have been reviewed by Ernst & Young, certified public accountants in accordance with Hong Kong Standard on Review Engagements 2410 Review of Interim Financial Information Performed by the Independent Auditor of the Entity issued by the Hong Kong Institute of Certified Public Accountants, but the comparative condensed consolidated statements of profit or loss and other comprehensive income, changes in equity and cash flows for the six months ended 30 June 2016, and the relevant notes disclosed in these unaudited consolidated financial statements have not been reviewed by Ernst & Young, certified public accountants) and should be read in conjunction with such published unaudited consolidated financial statements and the notes thereto.

Consolidated Income Statement Data

(prepared and presented in accordance with IFRS)

| | Year ended 31 December | | Six months ended 30 June | |
|---|------------------------|-------------------|--------------------------|---------------------|
| | 2015 (audited) | 2016 (audited) | 2016 (unaudited) | 2017 (unaudited) |
| (RMB million) | | | | |
| Revenues | 93,969 | 98,904 | 46,335 | 48,423 |
| Other operating income and gains | 5,269 | 5,469 | 2,772 | 4,766 |
| Gain on fair value changes of derivative financial instruments | 6 | 2 | 2 | — |
| | <u>99,244</u> | <u>104,375</u> | <u>49,059</u> | <u>53,189</u> |
| Operating expenses | | | | |
| Aircraft fuel | (20,312) | (19,626) | (8,363) | (12,139) |
| Take-off and landing charges | (10,851) | (12,279) | (5,794) | (6,430) |
| Depreciation and amortisation | (10,471) | (12,154) | (5,801) | (6,547) |
| Wages, salaries and benefits | (16,459) | (18,145) | (8,314) | (8,860) |
| Aircraft maintenance | (4,304) | (4,960) | (2,259) | (2,165) |
| Impairment charges | (228) | (29) | (3) | (9) |
| Food and beverages | (2,469) | (2,862) | (1,401) | (1,501) |
| Aircraft operating lease rentals | (4,254) | (4,779) | (2,317) | (2,235) |
| Other operating lease rentals | (812) | (868) | (345) | (401) |
| Selling and marketing expenses | (3,651) | (3,133) | (1,631) | (1,593) |
| Civil aviation development fund | (1,826) | (1,945) | (945) | (1,004) |
| Ground services and other expenses | (5,479) | (5,058) | (2,769) | (1,916) |
| Indirect operating expenses | (5,503) | (6,051) | (2,009) | (2,059) |
| Total operating expenses | <u>(86,619)</u> | <u>(91,889)</u> | <u>(41,951)</u> | <u>(46,859)</u> |

| | Year ended 31 December | | Six months ended 30 June | |
|--|------------------------|-------------------|--------------------------|---------------------|
| | 2015 (audited) | 2016 (audited) | 2016 (unaudited) | 2017 (unaudited) |
| | (RMB million) | | | |
| Operating profit | 12,625 | 12,486 | 7,158 | 6,330 |
| Share of results of associates. | 126 | 148 | 73 | 113 |
| Share of results of jointly ventures. | 26 | 39 | 23 | 31 |
| Finance income. | 66 | 96 | 34 | 703 |
| Finance costs. | (7,176) | (6,272) | (2,717) | (1,404) |
| Profit before income tax | <u>5,667</u> | <u>6,497</u> | <u>4,571</u> | <u>5,773</u> |
| Income tax expense. | (624) | (1,542) | (1,041) | (1,152) |
| Profit for the year/period | <u>5,043</u> | <u>4,955</u> | <u>3,530</u> | <u>4,621</u> |
| Other comprehensive income for the year/period | | | | |
| <i>Other comprehensive income to be reclassified to profit or loss in subsequent periods</i> | | | | |
| Cash flow hedges, net of tax | 10 | 107 | (178) | (137) |
| Fair value movements of available-for-sale investments, net of tax | 87 | 40 | 35 | 99 |
| Fair value movements of available-for-sale investments held by an associate, net of tax | <u>7</u> | <u>(1)</u> | <u>(7)</u> | <u>5</u> |
| Net other comprehensive income to be reclassified to profit or loss in subsequent periods | <u>104</u> | <u>146</u> | <u>(150)</u> | <u>(33)</u> |
| <i>Other comprehensive income not to be reclassified to profit or loss in subsequent periods</i> | | | | |
| Actuarial (losses)/gains on the post-retirement benefit obligations, net of tax | <u>196</u> | <u>(410)</u> | <u>30</u> | <u>184</u> |
| Net other comprehensive income not to be reclassified to profit or loss in subsequent periods | <u>196</u> | <u>(410)</u> | <u>30</u> | <u>184</u> |
| Other comprehensive income, net of tax | <u>300</u> | <u>(264)</u> | <u>(120)</u> | <u>151</u> |
| Total comprehensive income for the year/ period | <u>5,343</u> | <u>4,691</u> | <u>3,410</u> | <u>4,772</u> |
| Profit attributable to: | | | | |
| Equity holders of the Company | 4,537 | 4,498 | 3,230 | 4,341 |
| Non-controlling interests | <u>506</u> | <u>457</u> | <u>300</u> | <u>280</u> |
| Profit for the year/period | <u>5,043</u> | <u>4,955</u> | <u>3,530</u> | <u>4,621</u> |
| Total comprehensive income attributable to: | | | | |
| Equity holders of the Company | 4,834 | 4,237 | 3,107 | 4,486 |
| Non-controlling interests | <u>509</u> | <u>454</u> | <u>303</u> | <u>286</u> |
| Total comprehensive income for the year/period | <u>5,343</u> | <u>4,691</u> | <u>3,410</u> | <u>4,772</u> |

Earnings per share attributable to the equity holders of the Company during the year/period

| | | | | |
|-------------------------------------|------|------|------|------|
| — Basic and diluted (RMB) | 0.35 | 0.33 | 0.25 | 0.30 |
|-------------------------------------|------|------|------|------|

Consolidated Balance Sheet Data

(prepared and presented in accordance with IFRS)

| | As at 31 December | | As at 30 June |
|--|---------------------------------|---|-----------------------------------|
| | 2015 (audited) | 2016 (audited) (RMB million) | 2017 (unaudited) |
| Non-current assets | | | |
| Intangible assets | 11,522 | 11,624 | 11,592 |
| Property, plant and equipment | 133,242 | 153,180 | 158,117 |
| Investment properties | 294 | 321 | 315 |
| Lease prepayments | 2,094 | 2,064 | 1,734 |
| Advanced payments on acquisition of aircraft | 21,207 | 23,357 | 25,032 |
| Investments in associates | 1,543 | 1,536 | 1,611 |
| Investments in joint ventures | 518 | 524 | 555 |
| Available-for-sale investments | 452 | 645 | 777 |
| Other non-current assets | 3,754 | 2,969 | 2,521 |
| Deferred tax assets | 243 | 79 | 84 |
| Derivative financial instruments | 45 | 137 | 87 |
| | <u>174,914</u> | <u>196,436</u> | <u>202,425</u> |
| Current assets | | | |
| Flight equipment spare | 2,056 | 2,248 | 2,353 |
| Trade and notes receivables | 2,867 | 2,660 | 2,867 |
| Prepayments and other | 8,446 | 9,231 | 9,706 |
| Derivative financial instruments | — | 11 | 11 |
| Restricted bank deposits and short-term bank deposits | 35 | 43 | 40 |
| Cash and cash equivalents | 9,080 | 1,695 | 8,563 |
| Assets classified as held for sale | 594 | — | — |
| | <u>23,078</u> | <u>15,888</u> | <u>23,540</u> |
| Current liabilities | | | |
| Sales in advance of carriage | 5,841 | 7,677 | 7,190 |
| Trade and bills payables | 3,712 | 3,376 | 3,119 |
| Other payables and accruals | 19,057 | 20,250 | 18,239 |
| Current portion of obligations under finance leases | 6,109 | 6,447 | 7,123 |
| Current portion of borrowings | 38,214 | 28,842 | 40,176 |
| Income tax payable | 169 | 304 | 323 |
| Current portion of provision for return condition checks for aircraft under operating leases | 1,281 | 1,175 | 904 |
| Derivative financial instruments | 4 | 11 | 149 |
| | <u>74,387</u> | <u>68,082</u> | <u>77,223</u> |
| Net current liabilities | <u>(51,309)</u> | <u>(52,194)</u> | <u>(53,683)</u> |
| Total assets less current liabilities | <u>123,605</u> | <u>144,242</u> | <u>148,742</u> |

| | As at 31 December | | As at 30 June |
|--|---------------------------------|---|-----------------------------------|
| | 2015 (audited) | 2016 (audited) (RMB million) | 2017 (unaudited) |
| Non-current liabilities | | | |
| Obligations under finance leases | 46,290 | 54,594 | 57,298 |
| Borrowings | 28,498 | 27,890 | 25,842 |
| Provision for return condition checks for aircraft under operating leases | 2,222 | 2,495 | 1,947 |
| Other long-term liabilities | 3,990 | 3,874 | 3,836 |
| Post-retirement benefit obligations | 2,569 | 2,890 | 2,510 |
| Deferred tax liabilities | 8 | 86 | 68 |
| Derivative financial instruments | 97 | 47 | 38 |
| | <u>83,674</u> | <u>91,876</u> | <u>91,539</u> |
| Net Assets | <u>39,931</u> | <u>52,366</u> | <u>57,203</u> |
| Equity | | | |
| Equity attributable to the equity holders of the Company | | | |
| — Share capital | 13,140 | 14,467 | 14,467 |
| — Reserves | 24,271 | 34,983 | 39,469 |
| | <u>37,411</u> | <u>49,450</u> | <u>53,936</u> |
| Non-controlling interests | 2,520 | 2,916 | 3,267 |
| Total equity | <u>39,931</u> | <u>52,366</u> | <u>57,203</u> |

Quarterly Financial Information

On 26 October 2017, the Issuer published its quarterly report (the “Quarterly Report”) for the nine months ended 30 September 2017 (the “Third Quarter”) in accordance with applicable PRC regulations in relation to disclosure of information in quarterly reports for listed companies. The Quarterly Report contains certain consolidated financial information of the Issuer for the third quarter prepared in accordance with the PRC Accounting Standards.

In the Quarterly Report, the Issuer reported an increase in investment income, an increase in monetary capital and an increase in dividend receivables in the Third Quarter as compared to the same period in 2016. The increase in investment income was primarily attributable to the disposal of 100 per cent. equity interest in Eastern Logistics. The increase in monetary capital in the Third Quarter as compared to the third quarter of 2016 was primarily due to the enhancement of the Issuer’s liquidity, lowering of financial risks and the increase in cash and cash equivalents as at the end of the period. The Issuer also reported an increase of dividend receivables during the Third Quarter as compared to the same period of 2016 due primarily to the increase in distribution of dividends receivable from associates of the Issuer.

The summary consolidated financial information as at and for the nine months ended 30 September 2016 and 2017 set forth in the Quarterly Report has been prepared and presented in accordance with PRC Accounting Standards and has not been audited or reviewed by the Issuer’s auditor. Consequently, such consolidated quarterly financial information should not be relied upon by investors to provide the same quality of information associated with information that has been subject to an audit or review. Potential investors must exercise caution when using such information to evaluate the Issuer’s financial condition, results of operations and results (financial or otherwise). Such consolidated quarterly financial

information as at and for the nine months ended 30 September 2017 should not be taken as an indication of the expected financial condition, results of operations and results of the Issuer for the full financial year ended 31 December 2017. See also “Risk Factors — Risks relating to the Company — Financial information set forth in the Company's Quarterly Report has been prepared and presented in accordance with the PRC Accounting Standards and is not directly comparable to the Company's financial statements included in this offering circular”.

Significant Differences Between IFRS And PRC Accounting Standards

The Issuer's accounting policies, which conform with IFRS, differ in certain aspects from PRC Accounting Regulations. Differences between IFRS and PRC Accounting Standards which have a significant effect on the consolidated profit attributable to the Parent and consolidated net assets of the Issuer for each year and period indicated in this offering circular are summarised as follows:

- (a) Under the PRC Accounting Standards, on or before 30 June 2001, depreciation of aircraft was calculated to write off their costs on a straight-line basis over their expected useful lives of 10 to 15 years to their residual values of 3 per cent. With effect from 1 July 2001, depreciation of aircraft under the PRC Accounting Standards is calculated to write off their costs on a straight-line basis over their expected useful lives of 15 to 20 years to their residual values of 5 per cent. of costs, the change was applied prospectively which resulted in the difference in the carrying amounts under IFRS and the PRC Accounting Standards. These differences will be reduced progressively in the coming years, and will be fully eliminated when the related assets are fully depreciated or disposed.
- (b) The recognition and measurement of the fair values of the acquisition costs and identifiable assets and liabilities of Shanghai Airlines acquired are different under IFRS and the PRC Accounting Standards, which result in difference in the intangibles/goodwill recognised arising from the acquisition.
- (c) Differences as described above also have the corresponding impact on deferred tax.

The above analysis is prepared by and is the responsibility of the management of the Company. It is not meant to be an exhaustive description of all significant differences between IFRS and PRC Accounting Standards. In making an investment decision, investors must rely upon their own examination of the Company, the Conditions and the financial information included herein. Potential investors should consult their own professional advisers for an understanding of any differences that may exist between IFRS and PRC Accounting Standards, and how those differences might affect the financial information included herein.

RISK FACTORS

In addition to other information in this Offering Circular, you should carefully consider the following risk factors, together with all other information contained in this Offering Circular (including the financial statements and the bonds thereto), before purchasing the Bonds. The risks and uncertainties described below may not be the only ones that the Company faces. Additional risks and uncertainties that the Company is not aware of or that the Company currently believes are immaterial may also adversely affect its business, financial condition or results of operations. If any of the possible events described below occur, the Company's business, financial condition or results of operations could be materially and adversely affected, the trading price of the Bonds could decline and investors may lose all or part of their investment.

This Offering Circular also contains forward-looking statements that involve risks and uncertainties. The Company's actual results could differ materially from those anticipated in these forward-looking statements as a result of certain factors, including the considerations described below and elsewhere in this Offering Circular.

RISKS RELATING TO THE COMPANY

The Company's indebtedness and other financial obligations may have a material adverse effect on its liquidity and operations.

The Company has a substantial amount of debt, lease and other financial obligations, and will continue to have such obligations in the future. As at 30 June 2017, the Company's total consolidated liabilities were RMB168,762 million and its current liabilities exceeded its current assets by approximately RMB53,683 million. The Company's total consolidated interest-bearing liabilities (including long-term and short-term borrowings, finance leases payable and bonds payable) as at 31 December 2015 and 2016 and 30 June 2017 were RMB119,111 million, RMB117,773 million, and RMB130,439, respectively, of which short-term liabilities accounted for 37.2 per cent., 30.0 per cent. and 36.3 per cent., respectively. The Company's substantial indebtedness and other financial obligations could materially and adversely affect its business and operations, including requiring it to dedicate additional cash flow from operations to the payment of principal and interest on its indebtedness, thereby reducing the funds available for operations, maintenance and service improvements and future business opportunities, increasing its vulnerability to economic recessions, reducing its flexibility in responding to changing business and economic conditions, placing it at a disadvantage compared to competitors with lower debt, limiting its ability to arrange for additional financing for working capital, capital expenditures and other general corporate purposes, at all or on terms that are acceptable to the Company.

Moreover, the Company is largely dependent upon cash flows generated from its operations and external financing (including short-term bank loans) to meet its debt repayment obligations and working capital requirements, which may reduce the funds available for other business purposes. If the Company's operating cash flow is materially and adversely affected by factors such as increased competition, a significant decrease in demand for its services or a significant increase in jet fuel prices, its liquidity would be materially and adversely affected. The Company has arranged financing with domestic and foreign banks in China in order to meet its working capital requirements. The Company has also tried to ensure its liquidity by structuring a substantial portion of its short-term bank loans to be rolled over upon maturity. However, there is no assurance that such measures would be sufficient to meet the Company's debt payment obligation and working capital requirements at any time and the Company may not be able to roll-over or refinance its existing debts. The Company's ability to obtain financing may be affected by its financial position and leverage, its credit rating and investor perception of the aviation industry, as well as prevailing economic conditions and the cost of financing in general. If the Company is unable to obtain adequate financing for its capital requirements, its liquidity and operations would be materially and adversely affected.

In addition, the airline industry overall is characterised by a high degree of operating leverage. Due to high fixed costs, including payments made in connection with aircraft leases, and landing and infrastructure fees which are set by government authorities and not within the Company's control, the expenses relating to flight operations do not vary proportionately with the number of passengers carried, whilst revenues generated from a particular

flight are directly related to the number of passengers carried and the fare structure of the flight. Accordingly, a decrease in revenues may result in a disproportionately higher decrease in profits.

The Company may not be able to secure future financing at terms acceptable to it or at all.

The Company requires significant amounts of external financing to meet its capital commitments for acquiring and upgrading aircraft and flight equipment and for other general corporate needs. In addition, the Company generally acquires aircraft through either long-term capital leases or operating leases. In the past, the Company has obtained guarantees from Chinese banks in respect of payments under its foreign loan and capital lease obligations. However, the Company can give no assurance that it will be able to roll over its bank facilities or continue to obtain bank guarantees in the future. The unavailability of credit facilities or guarantees from Chinese banks or the increased cost of such guarantees may materially and adversely affect its ability to borrow additional funds or enter into international aircraft lease financings or other additional financing on acceptable terms. In addition, if the Company is not able to arrange financing for its aircraft on order, the Company may seek to defer aircraft deliveries or use cash from operations or other sources to acquire the aircraft.

The Company's ability to obtain financing may also be impaired by its financial position, its leverage and its credit rating. In addition, factors beyond its control, such as recent global market and economic conditions, volatile oil prices, and the tightening of credit markets, may result in limited availability of financing and increased volatility in credit and equity markets, which may materially adversely affect its ability to secure financing at reasonable costs or at all. If the Company is unable to obtain financing for a significant portion of its capital requirements, its ability to expand its operations, purchase new aircraft, pursue business opportunities which it believes to be desirable, withstand any future downturn in its business, or respond to increased competition or changing economic conditions may be impaired. The Company has and in the future is likely to continue to have substantial debt. As a result, the interest cost associated with this indebtedness might impair its future profitability and cause its earnings to be subject to a higher degree of volatility.

The Company is subject to the risk of fuel price fluctuations.

Aircraft fuel cost constitutes the most significant part of the Company's operating costs. For each of the two years ended 31 December 2015 and 2016 and the six months ended 30 June 2017, the Company's total consolidated aircraft fuel cost was RMB20,312 million, RMB19,626 million and RMB12,139 million, respectively, accounting for approximately 23.4 per cent., 21.4 per cent. and 25.9 per cent., respectively, of its total operating costs during those periods. The fluctuations of international crude oil prices and adjustments on domestic jet fuel prices by the NDRC have a significant impact on the Company's profitability. The Company's results of operations and financial condition are affected by any significant fluctuations that may occur, which are generally due to factors beyond its control. As such, the Company generally counters the pressure from the rise in operating costs arising from the increase in aviation fuel by imposing fuel surcharges, which are subject to government regulations. In order to control fuel costs, the Company had entered into fuel hedging transactions using financial derivative products linked to the price of underlying assets such as United States WTI crude oil and Singapore jet fuel in prior years.

Since 2009, the PRC government has been requiring prior governmental approval for entering into fuel hedging contracts. The Company may, from time to time, seek approval from the PRC government to enter into overseas fuel hedging contracts. However, these hedging strategies may not always be effective and high fluctuations in aviation fuel prices exceeding the locked-in price ranges may result in losses. A significant decline in fuel prices may substantially increase the costs associated with such fuel hedging arrangements. In addition, where the Company may, from time to time, seek to manage the risk of fuel price increases by using derivative contracts, there is no assurance that, at any given point in time, such fuel hedging transactions will provide any particular level of protection against increased fuel costs. In 2016 and the first half of 2017, the Company did not engage in any aviation fuel hedging activities and all fuel hedging contracts signed in prior years had been settled before 30 June 2017.

The Company is subject to the risk of exchange rate fluctuation.

The Company operates its business in many countries and territories. The Company generates revenue in

different currencies and its foreign currency liabilities are typically much higher than its foreign currency assets. The Company's purchases and leases of aircraft are mainly priced and settled in foreign currencies such as U.S. dollars. Fluctuations in exchange rates will affect the Company's costs incurred from foreign currency purchases such as aircraft, flight equipment and aviation fuel, and take-off and landing charges in foreign airports. For each of the two years ended 31 December 2015 and 2016 and the six months ended 30 June 2017, the Company's total consolidated interest-bearing liabilities denominated in foreign currencies amounted to RMB89,342 million, RMB59,980 million and RMB53,573 million, respectively, of which U.S. dollar liabilities accounted for 97.7 per cent., 88.1 per cent. and 83.1 per cent. of the total amount, respectively. Therefore, a significant fluctuation in the U.S. dollar exchange rates will subject the Company to significant foreign exchange loss/gain arising from the exchange of foreign currency denominated liabilities, which would affect its profitability and business development. The Company typically uses hedging contracts for foreign currencies to reduce the foreign exchange risks for foreign currency revenues generated from flight ticket sales and expenses required to be paid in foreign currencies. As at 31 December 2016 and 30 June 2017, the outstanding foreign currency hedging contracts held by the Company amounted to a notional amount of US\$440 million and US\$1,244 million, which will expire by the end of the year 2018.

For each of the two years ended 31 December 2015 and 2016, the Company recorded consolidated net foreign exchange losses of RMB4,987 million and RMB3,573 million, respectively. As a result of the large value of existing net foreign currency liabilities denominated in U.S. dollars, the Company's results would be adversely affected if the Renminbi depreciates against the U.S. dollar or the rate of appreciation of the Renminbi against the U.S. dollar decreases in the future. However, since early 2015, the Company expanded its financing channels by issuing super short-term commercial paper and entering into financings in Renminbi, thereby proactively optimized the mix of currency denomination of its debts.

The Company is subject to the risk of interest rate fluctuation.

The Company's total consolidated interest-bearing liabilities (including long-term and short-term loans and finance leases payable) for each of the two years ended 31 December 2015 and 2016 and the six months ended 30 June 2017, were RMB119,111 million, RMB117,773 million and RMB130,439 million, respectively, of which consolidated short-term liabilities accounted for 37.2 per cent., 30.0 per cent. and 36.3 per cent., respectively, and consolidated long-term liabilities accounted for 62.8 per cent., 70.0 per cent. and 63.7 per cent., respectively. A portion of the long-term interest-bearing liabilities carried variable interest rates. Both the Company's variable and fixed rate obligations are affected by fluctuations in current market interest rates.

The Company's interest-bearing liabilities are mainly denominated in U.S. dollars and Renminbi. As at 31 December 2015 and 2016 and 30 June 2017, its consolidated liabilities denominated in U.S. dollars accounted for 55.3 per cent., 88.1 per cent. and 83.1 per cent. respectively, of its total liabilities. Fluctuations in U.S. dollar and Renminbi interest rates have significantly affected the Company's financing costs. As at 31 December 2016 and 30 June 2017, the notional amounts of the consolidated outstanding interest rate swap agreements of the Company were US\$1,636 million and US\$1,528 million, respectively. These agreements will expire between 2018 and 2025. A substantial majority of the Company's borrowings denominated in Renminbi are linked to benchmark five-year lending rates published by the PBOC. A substantial majority of the Company's borrowings denominated in U.S. dollars are linked to floating LIBOR rates which increased overall in 2015 and 2016. The relevant lending rates may increase in the future as a result of reasons beyond the Company's control, and may result in an adverse effect on its business, prospects, cash flow, financial condition and results of operations. In addition, the Company expects to issue bonds and notes or enter into additional loan agreements and aircraft leases in the future to fund its operations and capital expenditures, and the cost of financing for these obligations will depend greatly on market interest rates.

The Company may suffer losses in the event of an accident or incident involving its aircraft or the aircraft of any other airline.

As an airline company operating a large fleet, an accident or incident involving one of the Company's aircraft could result in delays or require repair or replacement of a damaged aircraft, which could result in consequential temporary or permanent losses from disruption of service and/or significant liability to injured passengers and

others. Unforeseeable or unpredictable events such as inclement weather, mechanical failures, human errors, aircraft and equipment defects or failures and other force majeure events may affect flight safety, which could result in accidents and/or incidents of passenger injuries or deaths that could lead to significant injury and loss claims. Although the Company believes that it currently maintains liability insurance in amounts and of the types generally consistent with industry practice, the amounts of such coverage may not be adequate to fully cover the costs related to an accident or incident, which could adversely affect its results of operations and financial condition. In addition, any aircraft accident or incident, even if fully insured, could cause a public perception that the Company is not as safe or reliable as other airlines, which would harm its competitive position and result in a decrease in its operating revenues. Moreover, a major accident or incident involving an aircraft of any of the Company's competitors may cause the demand for air travel in general to decrease. In 2014, certain of its competitors in the Asia Pacific region experienced major aircraft accidents and incidents, some of which involved destinations and routes that the Company covers. These accidents and incidents were highly publicized in the media and may have affected public perception of the safety of certain air travel routes. The occurrence of any of the foregoing could adversely affect the Company's results of operations and financial condition.

The Company's insurance coverage and costs have increased substantially, and could have an adverse effect on its operations.

Due to the events of 11 September 2001, aviation insurers have significantly reduced the maximum amount of insurance coverage available to commercial air carriers for liability to persons other than employees or passengers for claims resulting from acts of terrorism, war or similar events. At the same time, they have significantly increased the premiums for such coverage, as well as for aviation insurance in general. In response to the reduced insurance coverage from aviation insurers, the PRC government has provided insurance coverage to PRC airlines for third-party war liability claims. Such insurance provided by the government is subject to annual review and approval by the government. The Company renews its insurance policies on a yearly basis. However, if the insurers further reduce the amount of insurance coverage available or increase the premium for such coverage when the Company renews its insurance coverage and/or if the PRC government declines to renew its insurance coverage for the Company, the Company's financial condition and results of operations may be materially and adversely affected.

The Company may not be successful in its development and expansion plans.

As the Company expands to new international markets, carries out external investments, mergers and acquisitions and conducts structural adjustments in its existing businesses and assets, it may face risks including business decision making, laws, management and competition risks which may affect the results of implementing the development and expansion strategies of the Company. The Company has been exploring the e-commerce market to reduce aviation operation costs and innovative asset management methods, and has commenced structural adjustments in its existing businesses and assets, with new requirements for the overall operating management abilities of the Company. Some of the Company's transformation projects or adjusted businesses may not achieve expected results. If the Company is unable to complete its development and expansion plans successfully, the Company's financial condition, results of operations and future growth may be materially and adversely affected.

The Company may experience difficulty integrating its acquisitions, which could result in a material adverse effect on its operations and financial condition.

The Company may from time to time expand its business through acquisitions of airline companies or airline-related businesses. For example, the Company entered into an agreement with Shanghai Airlines on 10 July 2009 to issue a maximum of 1,694,838,860 A Shares to the shareholders of Shanghai Airlines in exchange for all the existing issued shares of Shanghai Airlines. The acquisition price was RMB9,118 million, which was determined based on the quoted market price of the Company's shares issued as at the date nearest to the acquisition date, with adjustments to reflect specific restrictions to certain shares that were issued. On 28 January 2010, the Company completed the exchange of 1,694,838,860 A Shares for all existing issued shares of Shanghai Airlines. In addition, on 20 December 2010, the Company's subsidiary, China Cargo Airlines, entered into separate acquisition agreements with Great Wall Airlines Company Limited ("Great Wall Airlines") and Shanghai Airlines Cargo Int'l Co., Ltd. to acquire each carrier's cargo business and related assets. China Cargo Airlines also purchased relevant

business and assets from Shanghai International Freight Airlines Co., Ltd. These acquisitions and the acquisition of Great Wall Airlines have obtained the approval from CAAC, NDRC, and MOFCOM, and were completed on 1 June 2011. Lastly, the Company entered into an equity transfer agreement on 22 August 2012 with its controlling shareholder, CEA Holding, by which the Company acquired the remaining 20 per cent. of the equity interest in China United Airlines for a consideration of RMB83.95 million (the “China United Airlines Acquisition”) from CEA Holding. China United Airlines primarily provides domestic passenger and freight air transportation services, and is now a wholly-owned subsidiary of the Company.

The Company is devoting significant resources to the integration of its operations in order to achieve the anticipated synergies and benefits of the absorption and acquisitions mentioned above. However, such acquisitions involve uncertainties and a number of risks, including:

- difficulty with integrating the assets, operations and technologies of the acquired airline companies or airline-related businesses, including their employees, corporate cultures, managerial systems, processes and procedures and management information systems and services;
- complying with the laws, regulations and policies that are applicable to the acquired businesses;
- failure to achieve the anticipated synergies, cost savings or revenue-enhancing opportunities resulting from the acquisition of such airline companies or airline-related businesses;
- managing relationships with employees, customers and business partners during the course of integration of new businesses;
- attracting, training and motivating members of its management and workforce;
- accessing its debt, equity or other capital resources to fund acquisitions, which may divert financial resources otherwise available for other purposes;
- diverting significant management attention and resources from its other businesses;
- strengthening its operational, financial and management controls, particularly those of its newly acquired assets and subsidiaries, to maintain the reliability of its reporting processes;
- difficulty with exercising control and supervision over the newly acquired operations, including failure to implement and communicate its safety management procedures resulting in additional safety hazards and risks;
- increased financial pressure resulting from the assumption of recorded and unrecorded liabilities of the acquired airline companies or airline-related businesses; and
- the risk that any such acquisitions may not complete due to failure to obtain the required government approvals.

There is no assurance that the Company will not have difficulties in assimilating the operations, technologies, services and products of newly acquired companies or businesses. Moreover, the continued integration of Shanghai Airlines, China United Airlines and other acquisitions into the Company depends significantly on integrating the pre-absorption of Shanghai Airlines and other acquired employee groups with its employee groups and on maintaining productive employee relations. In the event that the Company is unable to efficiently and effectively integrate newly acquired companies or airline-related businesses, the Company may be unable to achieve the objectives or anticipated synergies of such acquisitions and such acquisitions may adversely impact the operations and financial results of its existing businesses.

The Company operates in a highly competitive industry.

The Company faces intense competition in each of the domestic, regional and international markets that the Company serves. In its domestic markets, the Company competes against airlines that have the same routes, including smaller domestic airlines with lower operating costs. In its regional and international markets, the Company competes against international airline companies, international air alliances and logistics companies, such as UPS, FedEx, and DHL, that have significantly longer operating histories, better brand recognition, more resources or larger sales networks than the Company's sales network or utilise more developed reservation systems than the Company's reservation systems. The public's perception of the safety records of Chinese airlines could also materially and adversely affect its ability to compete against its international competitors. To stay competitive, the Company has, from time to time, lowered airfares for certain of its routes, and may continue to do so in the future. Increased competition and pricing pressures may have a material adverse effect on the Company's financial condition and results of operations.

The Company may be unable to retain key management personnel or pilots.

The Company is dependent on the experience and industry knowledge of its key management personnel and pilots, and there can be no assurance that the Company will be able to retain them. Any inability to retain its key management personnel or pilots, or attract and retain additional qualified management personnel or pilots, could have a negative impact on the Company's operations and profitability.

The Company's controlling shareholder, CEA Holding, holds a majority interest in the Company, and its interests may not be aligned with other shareholders.

Most of the major airline companies in China are currently majority-owned either by the central government of China or by provincial or municipal governments in China. For each of the two years ended 31 December 2015 and 2016 and the six months ended 30 June 2017, CEA Holding held, directly or indirectly, 62.08 per cent., 56.38 per cent. and 56.38 per cent., respectively, of the Company's equity interests on behalf of the PRC government. As a result, CEA Holding could potentially elect the majority of the Company's Board of Directors and otherwise be able to control it. CEA Holding also has sufficient voting control to effect transactions without the concurrence of the Company's minority shareholders. The interests of the PRC government as the ultimate controlling person of the Company and most of the other major PRC airlines could conflict with the interests of the Company's minority shareholders. Although the CAAC currently has a policy of equal treatment of all PRC airlines, the Company can give no assurance that the CAAC will not favour other PRC airlines over the Company.

As a controlling shareholder, CEA Holding has the ability to exercise a controlling influence over the Company's business and affairs, including, but not limited to, decisions with respect to:

- mergers or other business combinations;
- the acquisition or disposition of assets;
- the issuance of any additional shares or other equity securities;
- the timing and amount of dividend payments; and
- the management of the Company.

The Company engages in related party transactions, which may result in a conflict of interests.

The Company has engaged in, from time to time, and may continue to engage in, in the future, a variety of transactions with CEA Holding and its various members, from which the Company receives a number of important services, including support for in-flight catering and assistance with importation of aircraft, flight equipment and spare parts. Since the Company is controlled by CEA Holding and CEA Holding may have interests that may conflict with the Company's interests, there is no assurance that CEA Holding will not take actions that will serve its interests or the interests of its other members over the Company's interests.

The Company may not be able to accurately report its financial results or prevent fraud if the Company fails to maintain effective internal controls over financial reporting, resulting in adverse investor perception, which in turn could have a material adverse effect on its reputation.

The Company is required under relevant United States securities rules and regulations to disclose in the reports that it files or submits under the Exchange Act to the United States Securities and Exchanges Commission (the “SEC”), including its annual report on Form 20-F, a management report assessing the effectiveness of its internal control over financial reporting as at the end of the fiscal year. The Company’s registered public accounting firm is also required to provide an attestation report on the effectiveness of its internal controls over financial reporting. The Company’s management concluded that its internal controls over financial reporting were effective as at 31 December 2016. However, the Company may discover other deficiencies or material weaknesses in the course of its future evaluation of its internal controls over financial reporting and the Company may be unable to address and rectify such deficiencies in a timely manner. Any failure to maintain effective internal controls over financial reporting could lead to a decline in investor confidence in the reliability of its consolidated financial statements, thereby adversely affecting its business, operations, and reputation, including negatively affecting its market performance in the securities markets and decreasing potential opportunities to obtain financing in the capital markets.

As part of its business strategy, the Company has adopted various measures for the internationalisation of its business and to enhance its competitiveness in the international long-distance flight routes. Due to the differences in certain legal and market environments, the Company has encountered certain challenges during the course of developing its overseas business. The Company has already adopted and will continue to implement measures in order to enhance the internal control of its overseas offices and to ensure the continued development of its overseas business.

The Company may not be able to detect and prevent fraud, corruption or other misconduct committed by its management, employees or third parties.

The Company is exposed to fraud, corruption or other misconduct committed by its management, employees, agents, customers or other third parties that could subject it to financial losses and sanctions imposed by governmental authorities as well as seriously harm its reputation. In addition, the Company’s management, employees, agents, customers or other third parties may be subject to investigations by PRC and/or foreign authorities, the occurrence or the outcome of which may be difficult to predict. The Company’s management information systems and internal control procedures are designed to monitor the Company’s operations and overall compliance, and the Company, from time to time, examines its internal control and corporate governance policies and procedures in order to strengthen their ability to detect and prevent similar and other misconduct. Nevertheless, the Company may be unable to identify non-compliance and/or suspicious transactions in a timely manner or at all. Further, it is not always possible to detect and prevent fraud, corruption and other misconduct.

Any failure or disruption of the Company's computer, communications, flight equipment or other technology systems could have an adverse impact on its business operations, profitability, reputation and customer services.

The Company relies heavily on computer, communications, flight equipment and other technology systems to operate its business and enhance its customer service. Substantially all of its tickets are issued to passengers as electronic tickets, and the Company depends on its computerised reservation system to issue, track and accept these electronic tickets. In addition, the Company relies on other automated systems for crew scheduling, flight despatch and other operational needs. These systems could be disrupted due to various events, including design discrepancies, natural disasters, power failures, terrorist attacks, equipment failures, software failures, operational default or interruption, computer viruses or external network attacks, and other events beyond the Company’s control. The Company can give no assurance that the measures taken by the Company to reduce the risk of some of these potential disruptions are adequate to prevent disruptions or failures of these systems. Any substantial or repeated failure or disruption in or breach of these systems could result in the loss of important data and/or delays in the

Company's flights, and could have an adverse impact on the Company's business operations, profitability, reputation and customer services, including resulting in liability on its part to pay compensation to customers. Moreover, future upgrades of information technology may challenge the reliability of the Company's existing systems.

If the Company's efforts to protect the security of personal information of its customers are unsuccessful, it could be subject to costly government enforcement actions and private litigation and its reputation may suffer.

The nature of the Company's business involves the receipt and storage of personal information about its customers. The Company has a programme in place to detect and respond to data security incidents. If the Company experiences a significant data security breach or fails to detect and appropriately respond to a significant data security breach, it could be exposed to government enforcement actions and private litigation. In addition, its customers could lose confidence in its ability to protect their personal information, which could cause them to stop using the Company's services. The loss of consumer confidence resulting from a significant data security breach could hurt the Company's reputation and adversely affect its business, results of operations and financial condition.

Interruptions or disruptions in service at one or more of the Company's primary market or regional hub airports could have an adverse impact on the Company.

The Company's business is heavily dependent on its operations at its primary market airports in Shanghai, namely, Hongqiao International Airport and Pudong International Airport and its regional hub airports in Xi'an and Kunming. Each of these airports includes flights that connect flights from the Company's primary or regional markets to other major cities. Any significant interruption or disruption in service at one or more of its primary market or regional hub airports could adversely impact its operations.

Terrorist attacks, or the fear of such attacks, even if not made directly on the airline industry, could negatively affect the Company and the airline industry as a whole.

The aviation industry as a whole has been beset with high-profile terrorist attacks, most notably on 11 September 2001 in the United States. The CAAC has also implemented increased security measures in relation to the potential threat of terrorist attacks. Terrorist attacks, even if not made directly towards the Company or on the airline industry, or the fear of or the precautions taken in anticipation of such attacks, including elevated threat warnings or selective cancellation or redirection of flights, could materially and adversely affect the Company and the airline industry. Terrorist attacks targeting aircraft and/or airports not only directly threatens the Company's flight safety, aviation security, operational safety and the safety of overseas institutions and employees, but also brings about on-going adverse impact on the outbound tourism demand for places where terrorist attacks have taken place. In addition, potential or actual terrorist attacks may result in substantial flight disruption costs caused by the grounding of fleets, significant increase of security costs and associated passenger inconvenience, increased insurance costs, substantially higher ticket refunds and significantly decreased traffic and RPK.

Financial information set forth in the Company's Quarterly Report has been prepared and presented in accordance with the PRC Accounting Standards and is not directly comparable to the Company's financial statements included in this offering circular.

On 26 October 2017, the Company published its quarterly report (the "Quarterly Report") for the nine months ended 30 September 2017 (the "Third Quarter") in accordance with applicable PRC regulations in relation to disclosure of information in quarterly reports for listed companies. The Quarterly Report contains certain consolidated financial information of the Company for the third quarter prepared in accordance with the PRC Accounting Standards. The Quarterly Report has not been audited or reviewed by the Company's auditor. Consequently, such consolidated quarterly financial information should not be relied upon by investors to provide the same quality of information associated with information that has been subject to an audit or review. Potential investors must exercise caution when using such information to evaluate the Company's consolidated financial condition, results of operations and results (financial or otherwise). Such consolidated quarterly financial information as at and for the nine months ended 30 September 2017 is not directly comparable to the Company's

consolidated financial statements included in this offering circular and should not be taken as an indication of the expected financial condition, results of operations and results of the Issuer for the full financial year ended 31 December 2017.

The Company may be involved from time to time in disputes, administrative, legal and other proceedings arising out of its operations and may face significant liabilities.

The Company may be involved in disputes with various parties involved including government agencies, customers, contractors, suppliers and partners. These disputes may lead to protests, legal or other proceedings and may result in damage to the Company's reputation, incurrence of substantial costs and the diversion of resources and management's attention. These disputes and legal and other proceedings may materially and adversely affect the Company's reputation, business, results of operations and financial condition. As at the date of this Offering Circular, the Company is involved in one court case pending against it in Shanghai NO. 1 Intermediate People's Court (上海市第一中級人民法院) in respect of the unsettled service fees pursuant to a sterilization service contract between the Company and the plaintiff, the Institute of NBC Defence (中國人民解放軍陸軍防化學院). This civil case was filed by the plaintiff, the Institute of NBC Defence (中國人民解放軍陸軍防化學院), on 4 December 2017, and as at the date of this Offering Circular, is pending for the court ruling. The Company believes this court case would not, individually or in the aggregate, have a material adverse effect on its business, results of operations and financial condition as it has sufficient cash reserves to satisfy a court judgment in the event a court judgement is entered against it in respect of this civil case.

RISKS RELATING TO THE AVIATION INDUSTRY

The supply and demand dynamics of the airline industry tend to be volatile and are subject to many unpredictable factors, including general economic conditions.

The airline industry is highly cyclical, and the level of demand for air travel is correlated generally to the strength of domestic and global economies and, specifically to the demand for passenger and cargo transportation and the supply of air transportation capacity. The demand for air transportation is subject to seasonal and other changes that may influence travel demand and cargo volume, including, without limitation, general economic conditions, changes in traffic patterns, changes in the amount of import and export activities, the availability of appropriate time slots, the competition among peer airlines or alternative means of transportation, degree of trade protectionism, proliferation of terrorism, natural disasters, epidemics, and social and political unrest, many of which are highly variable and unpredictable. Thus, the financial results for airlines in a given period tend to be volatile and subject to rapid and unexpected change. In particular, the airline industry is highly sensitive to changes in economic conditions. Robust demand for the Company's air transportation services depends largely on favourable general economic conditions, including the strength of global and local economies, increased disposable income, low unemployment levels, strong consumer and business confidence levels and the availability of consumer and business credit. Adverse economic conditions could cause changes in travel patterns and result in reduced spending for both leisure and business travel. Air transportation is often a discretionary purchase that leisure travellers may limit or eliminate during difficult economic times. In addition, during periods of unfavourable economic conditions, business travellers usually reduce the volume of their travel, or may be more likely to purchase less expensive tickets to reduce costs. These conditions could negatively affect the Company's business and results of operations or cause it to adjust its business strategies. Lastly, the risk remains that the global economy, including the PRC economy, may continue to suffer the continued effects of the global recession and the PRC government may have to readjust its macroeconomic control measures accordingly, causing the growth or demand for the Company's air transport services to slow down and having an adverse impact on its business, financial condition and results of operation. In addition, whilst the PRC government instituted certain initiatives in response to the slowdown in the PRC economy, a rapid increase in liquidity in the market as a result of fiscal stimulus measures has resulted in the PRC government implementing a number of measures to control such increase, including adjusting interest rates. These foregoing factors and any further declines in economic activity may reduce domestic or international demand and the speed at which domestic or international production capacity grows may slow down significantly, which would have a material adverse effect on the Company's revenues, results of operations and liquidity.

The Company's business is subject to extensive government policies and regulations.

The Chinese civil aviation industry is subject to a high degree of regulation by the CAAC. Regulatory policies issued or implemented by the CAAC encompass virtually every aspect of airline operations, including, among other things:

- route allocation;
- pricing of domestic airfares;
- the administration of air traffic control systems and certain airports;
- jet fuel pricing;
- air carrier certification and air operator certification;
- aircraft registration and aircraft airworthiness certification; and
- airport expense policy.

The Company's ability to provide services on international routes is subject to a variety of bilateral civil air transport agreements between China and other countries, international aviation conventions and local aviation laws. As a result of government regulations, the Company may face significant constraints on its flexibility and ability to expand its business operations or to maximise its profitability. In addition, the Company may be subject to government scrutiny and inspection from time to time. For example, from 8 October 2015 to 20 November 2015, MOF conducted an inspection of the Company in the respect of its accounting information quality and internal control. The inspection team has pointed out a number of issues, including deficiencies in accounting information and the internal control system. Such inspections might create a negative image of the Company regardless the outcome, thereby affect the Company's reputation. The inspection team's findings of and recommendation for rectification for various deficiencies identified in the Group's internal control and corporate governance systems have drawn the senior management's great attention. The Group will strictly follow the inspection team's recommendations for rectification of these deficiencies to further improve the Group's accounting information and internal control system. However, there is no assurance that such investigation or any further investigation against the Group, its officers or employees would not have an adverse effect on its business and financial performance, or result in fines or administrative penalties. Though this kind of government inspections may not necessarily result in regulatory penalties or fines, the Company may exert extra resources to remedy any issues discovered during the process and if the Company could not rectify any issues discovered, it may in future be penalised or fined by the relevant authorities. Furthermore, changes in domestic and foreign economic environment and the continuous development of the aviation industry could result in the relevant laws and regulations as well as industry and visa policies being adjusted accordingly. These changes may, to a certain extent, result in uncertainties in the future business development and operating results of the Company.

The Company's operations are dependent on Chinese aviation infrastructure, which is currently under development and may be insufficient.

The rapid increase in air traffic volume in China in recent years has put pressure on many components of the Chinese airline industry, including air traffic control systems, the availability of qualified flight personnel and airport facilities. The Company's ability to provide safe air transportation depends on the availability of qualified and experienced pilots and the improvement of maintenance services, national air traffic control and navigational systems and ground control operations at Chinese airports. If any of these is not available or is inadequate, the Company's ability to provide safe air transportation will be compromised and its financial condition and results of operations may be materially and adversely affected.

The Company's results of operations tend to be volatile and fluctuate due to seasonality.

The aviation industry is characterised by annual high and low travel seasons. The Company's operating

revenue is substantially dependent on the passenger and cargo traffic volume carried, which is subject to seasonal and other changes in traffic patterns, the availability of appropriate time slots for the Company's flights and alternative routes, the degree of competition from other airlines and alternative means of transportation, as well as other factors that may influence passenger travel demand and cargo and mail volume. As a result, the Company's results tend to be volatile and subject to rapid and unexpected changes.

The Company expects to face substantial competition from the rapid development of the Chinese rail network.

The PRC government has been aggressively implementing the expansion of its HSR network, which has provided train services at a speed of up to 350km per hour connecting major cities such as Beijing, Shanghai, Guangzhou and Hong Kong. The expansion of the coverage of this network, improvements in railway service quality, increased passenger capacity and stations located closer to urban centres than competing airports could enhance the relative competitiveness of the railway service and affect the Company's market share on some of its key routes, in particular its routes of between 500km to 800km. Increased competition and pricing pressures from railway service may have an adverse effect on the Company's business, financial condition and results of operations.

The airline industry is subject to increasing environmental regulations, which would increase costs and affect profitability.

In recent years, regulatory authorities in China and other countries have issued a number of directives and other regulations to address, among other things, aircraft noise and aircraft engine emissions, the use and handling of hazardous materials, aircraft age and environmental contamination remedial clean-up measures. These requirements impose high fees, taxes and substantial ongoing compliance costs on airlines, particularly as new aircraft brought into service will have to meet the environmental requirements during their entire service life.

The Company has significant expenditures with respect to environmental compliance, which may affect its operations and financial condition. For example, the Company implemented a low-carbon emissions scheme, with which over 90 per cent. of its planes comply, which aligns with its environmentally-friendly growth strategy to minimise the environmental impact of its operations. The Company has expedited the application of new civil aviation technologies, continuously focused on the development of renewable resources and concentrated on the invention and application of new technologies and applications to achieve "greener" flying. The Company has worked with CNPC to conduct experimental research on bio-fuels, which are being developed as a possible alternative to kerosene jet fuel and could lead to reduced carbon dioxide emissions of 30 per cent. In addition, all of the Company's B737 aircraft and some of its newly introduced A320 Series aircraft are equipped with a winglet or sharklet, which is an additional lifting surface to reduce fuel consumption and noises. The Company also took measures to reduce the impact of its operations on the environment by optimising its route network and flight schedules as well as installing energy-saving environmentally-friendly engines. However, these measures have resulted in significant costs and expenditures. The Company expects to continue to incur significant costs and expenditures on an ongoing basis to comply with environmental regulations, which could restrict its ability to modify or expand facilities or continue operations, or could require it to install additional costly pollution control equipment.

Limitations on foreign ownership of PRC airlines may affect the Company's access to funding in the international equity capital markets or pursuing business opportunities.

The current CAAC policies limit foreign ownership of PRC airlines. Under these rules, non-PRC residents, including Hong Kong, Macau or Taiwan residents, cannot hold a majority equity interest in a PRC airline. As at 31 December 2015 and 2016, approximately 35.46 per cent. and 32.20 per cent., respectively, of the Company's total outstanding shares were held by non-PRC, Hong Kong, Macau or Taiwan residents or legal entities (excluding the qualified foreign institutional investors that are approved to invest in the A Share market of the PRC). As a result, the Company's access to funding in the international equity capital markets may be limited. This restriction may also limit the opportunities available to the Company to obtain funding or other benefits through the creation of

equity-based strategic alliances with foreign carriers. The Company can give no assurance that the CAAC will loosen these limitations in the near future or at all.

Any jet fuel shortages or any increase in domestic or international jet fuel prices may materially and adversely affect the Company's financial condition and results of operations.

The availability and prices of jet fuel have a significant impact on the Company's financial condition and results of operations. In the past, jet fuel shortages have occurred in China and, on limited occasions, caused the Company to delay or cancel flights. Although jet fuel shortages have not occurred since the end of 1993, the Company can give no assurance that jet fuel shortages will not occur in the future. Fuel prices continue to be susceptible to, among other factors, political unrest in various parts of the world, Organization of Petroleum Exporting Countries policies, the rapid growth of the economies of certain countries, including China and India, the levels of inventory carried by industries, the amounts of reserves built by governments, disruptions to production and refining facilities and weather conditions. In addition, the NDRC has adjusted gasoline and diesel prices in China from time to time, taking into account the changes in international oil prices, thereby affecting jet fuel prices. Due to the highly competitive nature of the airline industry, the Company may be unable to fully or effectively pass on to its customers any increased jet fuel costs that it may encounter in the future. Furthermore, the fuel efficiency of the Company's aircraft decreases as they advance in age, resulting in an overall increase in its aviation fuel costs. These and other factors that impact the global supply and demand for jet fuel may affect the Company's financial performance due to its sensitivity to fuel prices.

Any adverse public health developments, including SARS, Ebola, avian flu, or influenza A (H1N1), or the occurrence of natural disasters may, among other things, lead to travel restrictions and reduced levels of economic activity in the affected areas, which may in turn significantly reduce demand for the Company's services and have a material adverse effect on its financial condition and results of operations.

Adverse public health epidemics or pandemics could disrupt businesses and the national economy of China and other countries where the Company does business. The outbreak of Severe Acute Respiratory Syndrome, or "SARS", in early 2003 led to a significant decline in travel volume and business activities and substantially affected businesses in Asia. Moreover, some Asian countries, including China, have encountered incidents of the H5N1 strain of avian flu, many of which have resulted in fatalities. In addition, outbreaks of, and sporadic human infection with, influenza A (H1N1) in 2009, a highly contagious acute respiratory disease, were reported in Mexico and an increasing number of countries with some cases resulting in fatalities. In addition, in April 2013, there was an outbreak of the H7N9 strain of the avian flu, which was largely been centred in eastern China, and resulted in fatalities in that region, including Shanghai. Furthermore, in 2014, an outbreak of Ebola virus, a highly contagious haemorrhagic fever with a relatively high fatality rate, in certain African countries spread to the United States and Europe. The Company is unable to predict the potential impact, if any, that another outbreak of SARS, influenza A (H1N1), any other strain of the avian flu, Ebola or any other serious contagious disease or epidemic may have on its business.

Natural disasters, such as earthquakes, snowstorms, floods or volcanic eruptions such as that of Eyjafjallajökull in Iceland in April and May 2010, the natural disasters in Japan in early 2011 and the earthquake in Ya'an, China in April 2013 may disrupt or seriously affect air travel activity. Any period of sustained disruption to the airline industry may have a material adverse effect on the Company's business, financial condition and results of operations.

RISKS RELATING TO THE PRC

Changes in the economic policies of the PRC government may materially and adversely affect the Company's business, financial condition and results of operations.

Since the late 1970s, the PRC government has been reforming the Chinese economic system. These reforms have resulted in significant economic growth and social progress. These policies and measures may be modified or revised from time to time. Adverse changes in economic and social conditions in China, in the policies of the PRC government or in the laws and regulations of China, if any, may have a material adverse effect on the overall

economic growth of China and investments in the domestic airline industry. These developments, in turn, may have material adverse effects on the Company's business, financial condition and results of operations.

Foreign exchange regulations in the PRC may result in fluctuations of the Renminbi and adversely affect the Company's ability to pay dividends or to satisfy its foreign currency liabilities.

A significant portion of the Company's revenue and operating expenses are denominated in Renminbi, whilst a portion of its revenue, capital expenditures and debts are denominated in U.S. dollars and other foreign currencies. The Renminbi is currently freely convertible under the current account, which includes dividends, trade and service-related foreign currency transactions, but not in the capital account, which includes foreign direct investment, unless approval from or registration or filing with the relevant authorities, is obtained. As a foreign invested enterprise approved by MOFCOM, the Company can purchase foreign currencies without the approval of SAFE for settlement of current account transactions, including payment of dividends, by providing commercial documents evidencing these transactions. The Company can also retain foreign currencies in its current accounts, subject to a maximum amount approved by SAFE, to satisfy foreign currency liabilities or pay dividends. The relevant PRC government authorities may limit or eliminate the Company's ability to purchase and retain foreign currencies in the future. Foreign currency transactions in the capital account are still subject to limitations and require approvals from SAFE. This may affect the Company's ability to raise foreign capital through debt or equity financing, including by means of loans or capital contributions. The Company can give no assurance that it will be able to obtain sufficient foreign currencies to pay dividends to overseas shareholders, if any, or satisfy its foreign currency liabilities.

Furthermore, the value of the Renminbi against the U.S. dollar and other currencies may fluctuate significantly and is affected by, among other things, the PRC government policies, domestic and international economic and political conditions and changes in the supply and demand of such currencies. On 21 July 2005, the PRC government changed its policy of pegging the value of the Renminbi to the U.S. dollar. Under the new policy, the Renminbi is permitted to fluctuate within a narrow and managed band against a basket of certain foreign currencies. This change in policy resulted in the appreciation of the Renminbi against the U.S. dollar by approximately 7.0 per cent. in 2008. Whilst there was no material appreciation of the Renminbi against the U.S. dollar in 2009, the Renminbi against the U.S. dollar appreciated by approximately 3.0 per cent. in 2010 and by approximately 5.1 per cent. in 2011. In April 2012, the PBOC widened the daily trading band of the Renminbi against the U.S. dollar, and the Renminbi was allowed to appreciate or depreciate by 1.0 per cent. from the PBOC central parity rate. In March 2014, the PBOC further widened the daily trading band of the Renminbi against the U.S. dollar, and the Renminbi was allowed to appreciate or depreciate by 2.0 per cent. from the daily central parity rate. On 11 August 2015, the PBOC executed a 2 per cent. devaluation in the Renminbi. Within the following two days, the Renminbi depreciated 3.5 per cent. against the U.S. dollar. The Renminbi depreciated 6.7 per cent. against the U.S. dollar from 4 January 2016 to 30 December 2016. However, it remains unclear what further fluctuations may occur or what impact this will have on the value of the Renminbi. It is possible that the PRC government could adopt a more flexible foreign exchange policy, which could result in further and more significant revaluations of the Renminbi against the U.S. dollar or any other foreign currency. Any resulting fluctuations in exchange rates as a result of such policy changes may have an adverse effect on the Company's financial condition and results of operations.

The operations of the Company may be adversely affected by rising inflation rates in the PRC.

Inflation rates in the PRC have been on a sharp uptrend in recent years. The PRC government has undertaken numerous contractionary policies, including raising interest rates and reserve requirement ratios, and curbing bank lending, to slow down excessive economic growth and control price hikes. Increases in inflation rates are due to many factors beyond the Company's control, such as rising food prices, rising production and labour costs, high lending levels, changes in the PRC and foreign governmental policy and regulations, and movements in exchange rates and interest rates. In 2014, the inflation rates fluctuated with two peaks in May and July 2014. In 2015, the inflation rates fluctuated, reaching a peak of 2.0 per cent. in August 2015. In 2016, the inflation rates fluctuated, peaking at 2.3 per cent. in February, March, April and November 2016. The national consumer price index was 2.6 per cent. in 2013, equal to that of 2012. The national consumer price index was 2.1 per cent., 1.4 per cent. and 2.0 per cent. in 2014, 2015 and 2016, respectively. The Company can give no assurance that inflation rates will not

continue to increase in the future. If inflation rates rise beyond the Company's expectations, the costs of its business operations, including wages and employee benefits, may become significantly higher than it has anticipated, and it may be unable to pass on such higher costs to consumers in amounts that are sufficient to cover those increased operating costs. Furthermore, the PRC government has promulgated new laws and regulations to enhance labour protection in recent years, such as the Labour Contract Law and the Social Insurance Law. As the interpretation and implementation of these new laws and regulations are still evolving, the Company's employment practice may not be at all times be deemed in compliance with the new laws and regulations, and the Company may incur significant compliance costs in the future. As a result, further inflationary pressures and the possibility of incurring significant compliance costs and labour dispute liabilities within the PRC may have a material adverse effect on the Company's business, financial condition and results of operations, as well as its liquidity and profitability.

Any withdrawal of, or changes to, tax incentives in the PRC may adversely affect the Company's results of operations and financial condition.

Prior to 1 January 2008, except for a number of preferential tax treatment schemes available to various enterprises, industries and locations, business enterprises in China were subject to an enterprise income tax rate of 33 per cent. under the relevant PRC Enterprise Income Tax Law. On 16 March 2007, China passed a new enterprise income tax law, or the EIT Law, which took effect on 1 January 2008 and amended on 24 February 2017. The EIT Law imposes a uniform income tax rate of 25 per cent. for domestic enterprises and foreign invested enterprises. Business enterprises enjoying preferential tax treatment that was extended for a fixed term prior to 1 January 2008 will still be entitled to such treatment until such fixed term expires. Certain of the Company's subsidiaries are entitled to preferential tax treatment, allowing the Company to enjoy a lower effective tax rate that would not otherwise be available to it. To the extent that there are any increases in the applicable effective tax rate, withdrawals of, or changes in its preferential tax treatment or tax exemptions, the Company's tax liability may increase in the future.

Uncertainties embodied in the PRC legal system may limit certain legal protection available to investors.

The PRC legal system is a civil law system based on written statutes. Unlike common law systems, decided legal cases have little precedential value. In 1979, the PRC government began to promulgate a comprehensive system of laws and regulations governing economic matters in general. Legislation over the past 20 years has significantly enhanced the protection afforded to foreign investors in China. However, the interpretation and enforcement of some of these laws, and regulations involve uncertainties that may limit the legal protection available to investors. Such uncertainties are expected to continue to exist as the legal system in the PRC continues to evolve. Even where adequate laws exist in the PRC, the enforcement of the existing laws or contracts may be uncertain and sporadic, and it may be difficult to obtain swift and equitable enforcement, including enforcement of a judgment by a court of another jurisdiction. In addition, the PRC legal system is based on written statutes and their interpretation, and prior court decisions may be cited as reference but have limited authority as precedents. As such, any litigation in the PRC may be protracted and result in substantial costs and diversion of the Company's resources and management's attention.

In addition, although the Company has full or majority Board control over the management and operation of all of its subsidiaries established in the PRC. The control over these PRC entities and the exercise of shareholder rights are subject to their respective articles of association and PRC laws applicable to foreign-invested enterprises in the PRC, which may be different from the laws of other developed jurisdictions.

The PRC has not developed a fully integrated legal system and certain recently enacted laws and regulations may not sufficiently cover all aspects of economic activities in the PRC. The relative lack of experience of the PRC's judiciary in many cases also creates additional uncertainty as to the outcome of any litigation. In addition, interpretation of statutes and regulations may be subject to government policies reflecting domestic political changes. Furthermore, in case of new laws and regulations, the interpretation, implementation and enforcement of these laws and regulations would involve uncertainties due to the lack of established practice or published court decisions available for reference. The Company cannot predict the effect of future legal development in the PRC, including promulgation of new laws, changes to existing laws or the interpretation or enforcement thereof, or

inconsistencies between the local rules and regulations and national law. As a result, there is substantial uncertainty as to the legal protection available to the Company and investors of the Bonds. In addition, the PRC legal system is based in part on government policies and internal rules (some of which are not published on a timely basis or at all) that may have a retroactive effect. As a result, the Company may not be aware of any violations until sometime after the violation has occurred. This may also limit the remedies available to investors of the Bonds and to the Company in the event of any claims or disputes with third parties.

Any litigation in the PRC may be protracted and result in substantial costs and diversion of the Company's resources and management attention.

The Issuer shall be treated as a PRC resident enterprise under the EIT Law, and shall withhold income tax at the rate of 10 per cent. from the payments of interest in respect of the Bonds for each non-PRC resident Bondholder.

Pursuant to the EIT Law and its implementation regulations, the Issuer, an enterprise established within the territory of the PRC under laws of the PRC, shall be treated as a PRC resident enterprise, and shall pay enterprise income tax at the rate of 25 per cent..

Pursuant to the EIT Law and its implementation regulations, any non-resident enterprise without an establishment within the PRC or with incomes that have no actual connection to its establishment within the PRC shall pay enterprise income tax at the rate of 10 per cent. on its income sourced within the PRC. Meanwhile, based upon the EIT Law and its implementation regulations, the source location for the interest income is the place where the enterprise or its institution or establishment who pays and bears the interest is situated. As such, for the interest paid by the Issuer to the foreign Bondholders, such income is sourced from China and will be subject to the EIT Law. In addition, based upon the EIT Law and its implementation regulations, such income tax shall be withheld at source by the payer acting as the obligatory withholder, who shall withhold the tax amount from each payment or payment due. Accordingly, the Issuer shall withhold income tax at the rate of 10 per cent. from the payments of interest in respect of the Bonds for each non-PRC resident Bondholder.

As for payment made by the Guarantor and the LC Banks, based upon the EIT Law and its implementation regulations, there is no explicit provision or guideline as to whether foreign Bondholders will be subject to interest withholding tax on income received from the Guarantor and the LC Banks as non resident enterprise. If the tax authorities deem that, upon strict interpretation of the EIT Law and its implementation regulations, the interest received by foreign Bondholders is sourced within China, even though paid by the Guarantor or the LC Banks, such payment shall be subject to the 10 per cent. withholding tax requirement of the EIT Law, the Guarantor and the LC Banks shall also withhold income tax at the rate of 10 per cent. from the payments of interest in respect of the Bonds for each non-PRC resident Bondholder. However, given the ambiguity in PRC tax laws and regulations, different tax authorities may have different interpretations or practical approaches to the treatment of PRC tax. As such, it is also possible that the interest payments made by the Guarantor and the LC Banks as non resident enterprises to foreign Bondholders could be free of income taxes.

Each of the Issuer, the Guarantor in the case of Guaranteed Bonds, and the relevant LC Bank in the case of LC Bonds has undertaken that, in the event it has made any withholding or deduction on its payments for or on account of PRC tax, it will provide a certificate confirming the payment of the applicable PRC withholding tax, copies of which will be made available through the Principal Paying Agent upon the request of any Bondholder who held Bonds as of the record date for the relevant payment and satisfactory proof of holding (which is expected to take the form of a clearing systems certificate while the Bonds are held in global form and evidenced by the Global Certificate). In addition, so long as the Bonds are evidenced by the Global Certificate and held on behalf of a clearing system, a copy of any such certificate provided by the Issuer will also be delivered to entitled accountholders as of the record date for the relevant payment through the relevant clearing system if such certificate is delivered to the Principal Paying Agent in sufficient time prior to the payment under the Bonds to which it relates. If not received by the Principal Paying Agent in sufficient time to enable delivery as of the record date as aforesaid, then such certificate will be delivered to entitled accountholders as at the date of delivery to the relevant clearing systems through the relevant clearing systems as soon as practicable after receipt by the Principal Paying Agent.

Neither the Trustee nor the Principal Paying Agent has any responsibility or liability for tax deductions or withholdings or for whether any Bondholder is entitled to a tax credit by reason of any deduction or withholding for or on account of PRC tax having been made from any payment or for any action or inaction of or any delay by any relevant clearing system in forwarding a copy of any such certificate to any accountholder in such clearing system, nor is the Trustee or the Principal Paying Agent under any duty to, among other things, monitor for or take steps to assist with or ensure the receipt by it of such a certificate (whether from the Issuer, the Guarantor in the case of Guaranteed Bonds or the relevant LC Bank in the case of LC Bonds) or to determine the authenticity or completeness of, or the accuracy or correctness of the content of, any such certificate (and neither the Trustee nor the Principal Paying Agent has any responsibility or liability for the same) or to take steps to obtain or procure the provision to it of any such certificate or to provide any tax or other advice of whatever nature to any Bondholder (or any accountholder in any clearing system) or to assist any Bondholder or any other person to obtain a tax credit by reason of any deduction or withholding for or on account of PRC tax having been made.

Uncertainties regarding the applicability of and possible future changes in the applicable withholding income tax rate (and the applicability of other PRC indirect taxes and non-income taxes) to the payments of interest may cause unpredictability in the net amount that each Japan tax-resident Bondholder is entitled to.

Japanese withholding income tax generally will be applicable to payments of interest under the Bonds paid to Bondholders who are tax resident in Japan, currently at a rate of 15.315 per cent. In the event that a payment made by the Issuer, the Guarantor or the relevant LC Bank is subject to PRC withholding income tax and is grossed up, even though the net amount to be paid to such Bondholder, prior to deduction of Japanese withholding income tax, will be 100 per cent. of the amount due, the Japanese withholding income tax will be calculated based on the gross amount paid by the Issuer rather than the net amount after PRC withholding income tax. Due to uncertainties regarding the applicability of PRC withholding income tax on payments to be made by the Guarantor and the possibility of future changes in the applicable PRC withholding income tax rate, and regarding the applicability of PRC indirect taxes such as VAT and other PRC non-income taxes to payments of interest, the gross amount being paid by the Issuer, the Guarantor or the relevant LC Bank, as the case may be, might be different from expected, which might cause the tax liability of the Bondholder to change. In the event that the PRC withholding income tax rate is higher than expected, while some Japan tax resident Bondholders might be entitled to claim foreign tax credit on the amount of PRC withholding income tax paid to offset some of the increased Japanese corporate or individual income tax liabilities, because the foreign tax credit result varies depending on each Japan tax resident Bondholder's specific situation, there is no assurance that such foreign tax credit can be claimed in full or by all Japan tax resident Bondholders. It might not be possible for Japan tax resident Bondholders to be certain about the net amount that they would receive after deduction of PRC and Japanese withholding income tax and PRC indirect taxes and other non-income taxes, and claiming all PRC withholding income tax as available for foreign tax credits for Japanese corporate or individual income tax purposes.

Proceedings instituted by the SEC against certain PRC-based accounting firms, including the China affiliate of the Company's independent registered public accounting firm which has a substantial role in the audit of the Company, could result in financial statements being determined not to comply with the requirements of the Exchange Act.

In December 2012, the SEC brought administrative proceedings against five accounting firms in China, including the Chinese affiliate of the Company's independent registered public accounting firm, alleging that they had refused to produce audit work papers and other documents related to certain other China-based companies under investigation by the SEC. On 22 January 2014, an initial administrative law decision was issued, censuring these accounting firms and suspending four of these firms from practicing before the SEC for a period of six months. The decision is neither final nor legally effective unless and until reviewed and approved by the SEC. On 12 February 2014, four of these PRC-based accounting firms appealed to the SEC against this decision. In February 2015, each of the four PRC-based accounting firms agreed to pay a fine to the SEC to settle the dispute and avoid suspension of their ability to practice before the SEC. The settlement requires the firms to follow detailed procedures to provide the SEC with access to the Chinese firms' audit documents via the CSRC. If the firms do not follow these procedures, the SEC could impose sanctions such as suspensions, or it could restart the administrative

proceedings.

In the event that the SEC restarts the administrative proceedings, depending upon the final outcome, listed companies in the United States with major PRC operations may find it difficult or impossible to retain auditors in respect of their operations in the PRC, which could result in financial statements being determined not to be in compliance with the requirements of the Exchange Act, and possibly delisting of the securities. Moreover, any negative news about the proceedings against these audit firms may cause investor uncertainty regarding China-based U.S.-listed companies and the market price of the Company's ADRs may be adversely affected.

If the Chinese affiliate of the Company's independent registered public accounting firm was denied, even temporarily, the ability to practice before the SEC and the Company was unable to find another registered public accounting firm in a timely manner to audit and issue an opinion on its financial statements, its financial statements could be determined not to be in compliance with the requirements of the Exchange Act. Such determination could ultimately lead to the Company's delisting from the NYSE or deregistration from the SEC, or both, which would substantially reduce or effectively terminate the trading of its ADRs in the United States.

RISKS RELATING TO THE GUARANTEE, EACH STANDBY LETTER OF CREDIT AND THE BONDS

Risks relating to the Guarantee

The Guarantee does not cover all liabilities of the Issuer under the Guaranteed Bonds and is subject to limitations

The Guaranteed Bonds will have the benefit of a guarantee provided by the Guarantee as to the principal and certain payments of interest under the Bonds. The Guarantee is, however, subject to a number of limitations, including:

- The Guarantee covers the principal and certain payments of interest under the Bonds (not including, in particular, default interest) and provides an Extra Amount of ¥100,000,000 to be applied in accordance with the Trust Deed. The Trust Deed relating to each Series of Guaranteed Bonds will provide that proceeds received from the Guarantor under the Guarantee relating to such Series will be applied first in payment of all amounts due to the Trustee as provided in the Trust Deed up to an aggregate maximum amount of ¥100,000,000 before payment of any amounts owing in respect of such Series of Bonds. If the Trustee's costs, charges, expenses and liabilities exceed ¥100,000,000, amounts received from the Guarantor might not be sufficient to cover all liabilities outstanding under the Bonds, such as default interest. To the extent amounts received from the Guarantor are not sufficient to discharge all of the Issuer's liabilities under the Trust Deed and the Bonds, the Trustee and the Bondholders will need to look to the Issuer to recover their remaining claims;
- The Guarantee provides that the aggregate liability of the Guarantor thereunder (including any amount to be deducted or withheld for applicable taxes) shall not in any circumstances exceed the Guarantee Maximum Limit to be specified in the applicable Pricing Term Sheet;
- The Guarantee requires the Trustee to give notice to the Guarantor within a specific time limit, which is generally 30 days after the relevant Maturity Date, the relevant Tax Call Redemption Date or the date of the relevant Acceleration Notice (see Condition 2(b)(i)), and in any event no later than 30 days after the relevant Maturity Date. If the Trustee does not or is unable to give notice within the required time period, the Guarantor will have no further obligation to pay any amounts under the Guarantee;
- Since payment under the Guarantee is generally contingent on the Issuer's having already defaulted on a payment and due to the time required for accelerating the Bonds (where required) and for giving notice to the Guarantor and the time given to the Guarantor to make payment, Bondholders may experience a significant delay before they can receive any payments from the proceeds received under the Guarantee;

- The Guarantee does not confer any rights on the Bondholders to enforce against the Guarantor directly. Bondholders will not be able to make any claims against the Guarantor even if the Trustee does not or is unable to institute proceedings against the Guarantor;
- The Guarantee does not require the Guarantor to waive or postpone its right of subrogation against the Issuer in the event that the Guarantee has been called on and amounts remain unpaid under the Bonds. Bondholders' ability to recover their claims in the event of the Issuer's insolvency could be less than the case where the Guarantor is not allowed to participate in and file competing claims under the insolvency process;
- The Guarantee is not being expressed as an indemnity and might not be enforceable against the Guarantor if the Issuer's obligations under the Bonds are found not to be legal, valid, binding or enforceable;
- The Trustee's ability to recover any amounts under the Guarantee is subject to the Guarantor's financial condition and its being solvent; and
- In the event that the Issuer fails to redeem any Bonds upon the exercise by a Bondholder of its option under Condition 6(c), the Trustee may, after having given an Acceleration Notice, require the Guarantor to make payment under the Guarantee in accordance with Condition 2(b)(i)(C). Under such circumstances, however, only those Bondholders that have exercised their options under Condition 6(c) will be entitled under the Guarantee to the payment of the redemption premium set forth in Condition 6(c), while other Bondholders that have not exercised such option will be entitled to principal at 100 per cent. In addition, the Trustee will not be required to accelerate the Bonds unless it has been so requested in writing by holders of at least 25 per cent. in principal amount of the Bonds then outstanding or so directed by an Extraordinary Resolution. If the Trustee does not accelerate the Bonds due to, among other things, insufficient level of Bondholder support, the Trustee will not be able to call on the Guarantee to cure the Issuer's default.

As a result of these and other limitations, prospective investors shall carefully evaluate the degree and nature of the credit risks represented by the Guaranteed Bonds before making an investment decision.

Risks relating to each Standby Letter of Credit

Uncertainty with respect to the PRC legal system, lack of uniform interpretation and effective enforcement may cause significant uncertainties.

Payments of principal and interest in respect of each Series of LC Bonds will have the benefit of a Standby Letter of Credit issued by the relevant LC Bank. If it is deemed to be a cross-border Guarantee by the State Administration of Foreign Exchange (the "SAFE") or its local branches, according to the Foreign Exchange Administration of Cross-border Guarantee (跨境擔保外匯管理規定) ("Circular 29") promulgated by SAFE on 12 May 2014, the relevant LC Bank shall include the information of each Standby Letter of Credit in its report of outbound guarantee to the competent office of SAFE and failure to make such filing with SAFE will not affect the validity of a Standby Letter of Credit. However, Circular 29 was recently promulgated and there is only a limited volume of published decisions on its interpretation and/or enforcement. There is no assurance that Circular 29 will not be amended in the future to provide for the requirement that each Standby Letter of Credit will require approval from, or registration with, the relevant PRC governmental authorities. There is no assurance that such approval or registration will be obtained or completed. Furthermore, any amendment to Circular 29 may be made with retroactive effect. Therefore, any amendment to Circular 29 which requires any Standby Letter of Credit to be approved by or registered with the relevant PRC governmental authorities may adversely affect the validity or enforceability of each Standby Letter of Credit in the PRC.

Each LC Bank's ability to perform its obligations under any Standby Letter of Credit issued by it is subject to the financial conditions of ICBC and BOC, as the case may be.

Neither of the LC Banks is a separate and independent legal person but each has capacity to carry on its activities within its scope of the authorisation given by its headquarters entity (“Headquarters Entity”), which is Industrial and Commercial Bank of China, Limited (“ICBC”) in the case of ICBC Shanghai, and Bank of China Limited (“BOC”) in the case of BOC Tokyo. If the assets of the relevant LC Bank are not sufficient to meet its obligations under a Standby Letter of Credit issued by it in respect of a Series of LC Bonds, its Headquarters Entity would have an obligation to satisfy the balance of the obligations under the relevant Standby Letter of Credit. Therefore, the ability of an LC Bank to make payments under each of its Standby Letters of Credit will depend on the financial conditions of its Headquarters Entity, which could be materially and adversely affected by a number of factors, including, but not limited to, the following:

- Impaired loans and advances: each Headquarters Entity’s results of operations have been and will continue to be negatively affected by its impaired loans. If the relevant Headquarters Entity is unable to effectively control and reduce the level of impaired loans and advances in its current loan portfolio and in new loans it extends in the future, or its allowance for impairment losses on loans and advances is insufficient to cover actual loan losses, such Headquarters Entity’s financial conditions could be materially and adversely affected.
- Collateral and guarantees: A substantial portion of each Headquarters Entity’s loans is secured by collateral. In addition, a substantial portion of its PRC loans and advances is backed by guarantees. If the relevant Headquarters Entity is unable to realise the collateral or guarantees securing its loans to cover the outstanding principal and interest balance of such loans due to various factors, its financial conditions could be materially and adversely affected.
- Loans to real estate sector and government financing platforms: each Headquarters Entity’s loans and advances to the real estate sector primarily comprise loans issued to real estate companies and individual housing loans. The real estate market may be affected by many factors, including, without limitation, cyclical economic volatility and economic downturns. In addition, the PRC government has in recent years imposed macroeconomic control measures that are aimed at preventing the real estate market from over-heating. Such factors may adversely affect the growth and quality of its loans to the real estate industry and, consequently, its financial conditions and results of operations. Loans to government financing platforms are a part of the loan portfolio of each Headquarters Entity. The government revenues are primarily derived from taxes and land premiums. Therefore, economic cycles and fluctuations in the real estate market may also adversely affect the quality of such loans.

Each Standby Letter of Credit is subject to a time limit and to a maximum amount

Each of the Standby Letters of Credit will expire 30 days after the Maturity Date of the Bonds to which it relates. Subject to the terms of the relevant Standby Letter of Credit, no demand for payment may be made under such Standby Letter of Credit once it has expired. If the Trustee does not or is unable to present a demand under the relevant Standby Letter of Credit on a timely basis, for example due to an interruption of the SWIFT system or the Trustee not having been so directed by an Extraordinary Resolution or so requested in writing by Bondholders holding at least 25 per cent. in principal amount of the Bonds outstanding, the Standby Letter of Credit may expire in accordance with its terms, in which case no person will be entitled to make any claim against the relevant LC Bank.

In addition, each of the Standby Letters of Credit is subject to a maximum limit. If the maximum limit is insufficient to cover all of the Issuer’s liabilities outstanding under the relevant LC Bonds and the Trust Deed after deductions of all amounts that the Trustee is entitled to, the Bondholders might not be able to recover the full amount of their claims under the Bonds from the relevant LC Bank and would need to look to the Issuer to recover any remaining amounts.

Risks relating to the Bonds

The Bonds may not be a suitable investment for all investors.

Each potential investor in the Bonds must determine the suitability of that investment in light of its own circumstances. In particular, each potential investor should:

- have sufficient knowledge and experience to make a meaningful evaluation of the Bonds and the merits and risks of investing in the Bonds and the information contained in this Offering Circular;
- have access to, and knowledge of, appropriate analytical tools to evaluate, in the context of its particular financial situation, an investment in the Bonds and the impact such investment will have on its overall investment portfolio;
- understand thoroughly the terms of the Bonds; and
- be able to evaluate (either alone or with the help of a financial advisor) possible scenarios for economic, interest rate and other factors that may affect its investment and its ability to bear the applicable risks.

Changes in market interest rates may adversely affect the value of the Bonds.

Investment in the Bonds, which carry a fixed rate of interest, involves the risk that subsequent changes in market interest rates may adversely affect the value of the Bonds.

The programme is rated in connection with the Bonds to be issued under this programme.

The Programme is rated (i) in respect of Guaranteed Bonds, AA by JCR, (ii) in respect of ICBC LC Bonds, A1 by Moody's and (iii) in respect of BOC LC Bonds, A1 by Moody's. Each of these ratings applies to a general category of Bonds issuable under the Programme and there is no assurance that any particular Series of Bonds to be issued under the Programme will be assigned the same rating. A security rating is not a recommendation to buy, sell or hold securities and may be subject to revision, suspension or withdrawal at any time by the assigning rating agency. There can be no assurance that the ratings of the Programme will remain for any given period of time or that the ratings will not be lowered or withdrawn entirely if, in the judgement of such agency, circumstances in the future so warrant. A revision, suspension or withdrawal of the ratings assigned to the Bonds may adversely affect the market price of the Bonds.

The liquidity and price of the Bonds following the offering may be volatile.

The price and trading volume of the Bonds may be highly volatile. Factors such as variations in the Company's revenues, earnings and cash flows and proposals of new investments, strategic alliances and/or acquisitions, interest rates and fluctuations in the prices of securities of companies comparable to the Issuer could cause the price of the Bonds to change. Any such development may result in large and sudden changes in the volume and price at which the Bonds will trade. There is no assurance that these developments will not occur in the future.

Any failure to complete the relevant filings under the NDRC Circular within the prescribed time frame following the completion of the issue of the Bonds may have adverse consequences for the Issuer and/or the investors of the Bonds.

Any failure to complete the relevant filings under the NDRC Circular within the prescribed time frame following the completion of the issue of the Bonds may have adverse consequences for the Issuer and/or the investors of the Bonds. The NDRC issued the NDRC Circular on 14 September 2015, which came into effect on the same day. According to the NDRC Circular, domestic enterprises and their overseas controlled entities shall procure the registration of any debt securities issued outside the PRC with the NDRC prior to the issue of the securities and notify the particulars of the relevant issues within 10 working days after the completion of the issue of the securities. The NDRC Circular is silent on the legal consequences of non-compliance with the pre-issue registration requirement. The Issuer has obtained the NDRC pre-issuance registration certificate on 23 October 2017. Similarly,

the legal consequences of non-compliance with the post-issue notification requirement under the NDRC Circular is unclear.

On 18 December 2015, the NDRC issued the Guidelines on Overseas Corporate Bond Issuance (企業境外發行債券指引) (the “Guideline”), which further strengthened the compliance of registration requirements under the NDRC Circular, and provides that, companies, underwriters, law firms and other intermediary institutions who fail to comply with registration requirements and commit to maliciously report foreign debt scale and provide fake information might be put on the blacklist of dishonest persons and sanctioned by PRC government. However, the Guideline does not provide details as to how to implement such blacklist and measures of sanction that government will take.

In the worst case scenario, such non-compliance with the post-issue notification requirement under the NDRC Circular may result in it being unlawful for the Issuer to perform or comply with any of its obligations under the Bonds and the Bonds might be subject to enforcement as provided in Condition 9 (Events of Default). Potential investors of the Bonds are advised to exercise due caution when making their investment decisions. The Issuer has undertaken to notify the NDRC of the particulars of the issue of the Bonds within 10 Registration Business Days after the Issue Date.

Investment in the Bonds may subject investors to foreign exchange rate risks.

The Bonds are denominated and payable in Japanese Yen. An investor who measures investment returns by reference to a currency other than Japanese Yen would be subject to foreign exchange risks by virtue of an investment in the Bonds, due to, among other things, economic, political and other factors over which the Issuer has no control. Depreciation of the Japanese Yen against such currency could cause a decrease in the effective yield of the Bonds below their stated coupon rates and could result in a loss when the return on the Bonds is translated into such currency. In addition, there may be tax consequences for investors as a result of any foreign currency gains resulting from any investment in the Bonds.

The Trustee may request the Bondholders to provide an indemnity and/or security and/or prefunding to its satisfaction.

In certain circumstances (including without limitation the giving of notice to the Issuer pursuant to Condition 9 and/or the taking of action or steps or enforcement proceedings pursuant to Condition 13), the Trustee may (at its sole discretion) request Bondholders to provide an indemnity and/or security and/or prefunding to its satisfaction before it takes any action on behalf of Bondholders. The Trustee will not be obliged to take any such actions if not first indemnified and/or secured and/or prefunded to its satisfaction. Negotiating and agreeing to an indemnity and/or security and/or prefunding can be a lengthy process and may impact on when such actions can be taken. The Trustee may not be able to take actions, notwithstanding the provision of an indemnity or security or prefunding to it, in breach of the terms of the Trust Deed or in circumstances where there is uncertainty or dispute as to the applicable laws or regulations and, to the extent permitted by the Trust Deed, the Conditions and the applicable law and regulations, it will be for the Bondholders to take such actions directly.

An active trading market for the Bonds may not develop.

There can be no assurance as to the liquidity of the Bonds or that an active trading market will develop. If such a market was to develop, the Bonds could trade at prices that may be higher or lower than the initial issue price, depending on many factors, including prevailing interest rates, the Company’s operations and the market for similar securities. The Managers are not obligated to make a market in the Bonds and any such market making, if commenced, may be discontinued at any time at the sole discretion of the Managers. In addition, the Bonds are being offered pursuant to exemptions from registration under the Securities Act and, as a result, investors will only be able to resell their Bonds in transactions that have been registered under the Securities Act or in transactions not subject to or exempt from registration under the Securities Act.

Developments in the international financial markets may adversely affect the market price of the Bonds.

The market price of the Bonds may be adversely affected by declines in the international financial markets and world economic conditions. The market for securities of entities with PRC operations is, to varying degrees, influenced by economic and market conditions in other markets, especially those in Asia. Although economic conditions are different in each country, investors' reactions to developments in one country can affect the securities markets and the securities of issuers in other countries, including the PRC. Since the global financial crisis of 2008 and 2009, the international financial markets have experienced significant volatility. If similar developments occur in the international financial markets or in any country in the future, the market price of the Bonds could be adversely affected.

The insolvency laws of the PRC and other local insolvency laws may differ from those of another jurisdiction with which the holders of the Bonds are familiar.

As the Issuer and its significant subsidiaries are incorporated under the laws of the PRC, any insolvency proceeding relating to them is likely to involve PRC insolvency laws, the procedural and substantive provisions of which may differ from comparable provisions of the local insolvency laws of jurisdictions with which the holders of the Bonds are familiar.

Additional procedures may be required to be taken to hear English law governed matters in the Hong Kong courts. There is also no assurance that the PRC courts will recognise and enforce judgments of the Hong Kong courts in respect of English law matters.

The Conditions, each Standby Letter of Credit, the Deed of Guarantee and the other transaction documents are, or will be governed by English law, whereas parties to these documents have submitted, or will submit to the exclusive jurisdiction of the Hong Kong courts. In order to hear English law governed matters, Hong Kong courts may require certain additional procedures to be taken. As compared to other similar debt securities issuances in the international capital markets where the relevant holders of the debt securities would not typically be required to submit to an exclusive jurisdiction, the Bondholders will be deemed to have submitted to the exclusive jurisdiction of the Hong Kong courts, and thus the Bondholders' ability to initiate a claim outside of Hong Kong will be limited.

In relation to claims made against the Issuer, under the "Arrangement on Reciprocal Recognition and Enforcement of Judgments in Civil and Commercial Matters by the Courts of the Mainland and of the Hong Kong Special Administrative Region Pursuant to Choice of Court Agreements between Parties Concerned", judgments of Hong Kong courts are likely to be recognised and enforced by the PRC courts where the contracting parties to the transactions pertaining to such judgments have agreed to submit to the exclusive jurisdiction of Hong Kong courts. However, recognition and enforcement of a Hong Kong court judgment could be refused if the PRC courts consider that the enforcement of such judgment is contrary to the social and public interest of the PRC. While it is expected that the PRC courts will recognise and enforce a judgment given by Hong Kong courts governed by English law, there can be no assurance that the PRC courts will do so for all such judgments as there is no established practice in this area.

Modifications and waivers may be made in respect of the Conditions and the Trust Deed by the Trustee or less than all of the holders of the Bonds, and decisions may be made on behalf of all holders of the Bonds that may be adverse to the interests of the individual holders of the Bonds.

The Conditions contain provisions for calling meetings of the holders of the Bonds to consider matters affecting their interests generally. These provisions permit defined majorities to bind all Bondholders including those Bondholders who did not attend and vote at the relevant meeting and those Bondholders who voted in a manner contrary to the majority. There is a risk that the decision of the majority of holders of the Bonds may be adverse to the interests of the individual holders of the Bonds.

The Conditions also provide that the Trustee may, without the consent of the holders of the Bonds, agree (i) to any modification of the Trust Deed, the Deed of Guarantee, the relevant Standby Letter of Credit, the Conditions and/or the Agency Agreement (other than in respect of a reserved matter) which in the opinion of the Trustee will not be materially prejudicial to the interests of the holders of the Bonds and (ii) to any modification of the Bonds, the Trust Deed, the Deed of Guarantee, the relevant Standby Letter of Credit or the Agency Agreement which in the opinion of the Trustee is of a formal, minor or technical nature or is to correct a manifest error or to comply with any mandatory provision of applicable law.

Restrictions and covenants in the debt agreements of the Issuer or any other member of the Group may limit the Group's ability to incur additional indebtedness and restrict its future operations, and failure to comply with these restrictive covenants may result in a default under the terms of these agreements, or the Bonds, which could cause repayment of the debt of the Issuer to be accelerated.

Certain financing contracts entered into by members of the Group contain operational and financial restrictions that prohibit the Group's or, as the case may be, the relevant subsidiary's, business operations or financing activities, that restrict the relevant borrower from incurring additional indebtedness, creating security or granting guarantees or changing their business and corporate structure and declaring or paying dividends unless it is able to satisfy certain requirements, including but not limited to meeting certain financial ratios or obtaining the relevant lender's prior consent. The ability of the Group to meet such requirements may be affected by events beyond its control, and the Group may not be in compliance with such restrictions from time to time. Such restrictions may also negatively affect the Group's ability to respond to changes in market conditions in time, pursue the business opportunities the Group believes to be desirable, obtain future financing, fund capital expenditures, or withstand a continuing or future downturn in the Group's business. Any of these factors could materially and adversely affect the ability of the Issuer and other members of the Group to satisfy its obligations under the Bonds and/or other debt, as the case may be.

If the Issuer is unable to comply with the restrictions and covenants in the Bonds, or if any of the Issuer or its subsidiaries is unable to comply with its current or future debt obligations and other agreements, there could be a default under the terms of such agreements. In the event of a default under such agreements, the creditors may be entitled to terminate their commitments granted to the Group or its subsidiaries, accelerate the debt and declare all amounts borrowed due and payable or terminate the agreements, depending on the provisions of the relevant agreements. Some of the Group's financing agreements contain cross-acceleration or cross-default provisions, which give creditors under these financing agreements to require the Group to immediately repay their loans or declare a default as a result of the acceleration or default of other financing agreements by any other member of the Group. As a result, the default by the Issuer or the relevant subsidiary under one debt agreement may cause the acceleration of repayment of debt, including the Bonds, or result in a default under its other debt agreements, including the Bonds. If any of these events occur, there is no assurance that the Group will be able to obtain the lenders' waiver in a timely manner or that the assets and cash flow of the Group or its subsidiaries would be sufficient to repay in full all of the respective debts as they become due, or that the Group or its subsidiaries would be able to find alternative financing. Even if the Group or its subsidiaries could obtain alternative financing, there can be no assurance that it would be on terms that are favourable or acceptable to the Group or, as the case may be, its subsidiaries.

USE OF PROCEEDS

The Company intends to use the net proceeds from the sale of the Bonds for debt refinancing purpose.

CAPITALISATION AND INDEBTEDNESS

Capitalisation and Indebtedness of the Company

The following table sets forth the total capitalisation of the Company as at 30 June 2017 and adjusted to give effect to the issue of the Bonds, assuming that Bonds in the aggregate principal amount of JPY50 billion will be issued.

| | As at 30 June 2017 | | | |
|---|---------------------------------|--|--|--|
| | Actual | | Adjusted | |
| | (RMB million) (unaudited) | (JPY million) ⁽³⁾ (unaudited) | (RMB million) ⁽³⁾ (unaudited) | (JPY million) ⁽³⁾ (unaudited) |
| Current borrowings | | | | |
| Current portion of long-term borrowings | | | | |
| Secured | 1,183 | 19,559 | 1,183 | 19,559 |
| Unsecured | 94 | 1,554 | 94 | 1,554 |
| Short-term bank borrowings | | | | |
| Unsecured | 23,899 | 395,123 | 23,899 | 395,123 |
| Short-term debentures | 15,000 | 247,995 | 15,000 | 247,995 |
| Total Current Borrowings | 40,176 | 664,231 | 40,176 | 664,231 |
| Non-current borrowings | | | | |
| Long-term borrowings | | | | |
| Secured | 5,357 | 88,567 | 5,357 | 88,567 |
| Unsecured | 3,167 | 52,360 | 3,167 | 52,360 |
| Guaranteed Bonds | 8,497 | 140,481 | 8,497 | 140,481 |
| Unsecured Bonds | 8,821 | 145,838 | 8,821 | 145,838 |
| Bonds to be issued ⁽¹⁾ | — | — | 3,024 | 50,000 |
| Total non-current borrowings | 25,842 | 427,246 | 28,866 | 477,246 |
| Total borrowings | 66,018 | 1,091,477 | 69,042 | 1,141,477 |
| Equity | | | | |
| Share capital | 14,467 | 239,183 | 14,467 | 239,183 |
| Reserves | 39,469 | 652,542 | 39,469 | 652,542 |
| Non-controlling interests | 3,267 | 54,013 | 3,267 | 54,013 |
| Total equity | 57,203 | 945,739 | 57,203 | 945,739 |
| Total capitalisation⁽²⁾ | 123,221 | 2,037,216 | 126,245 | 2,087,216 |

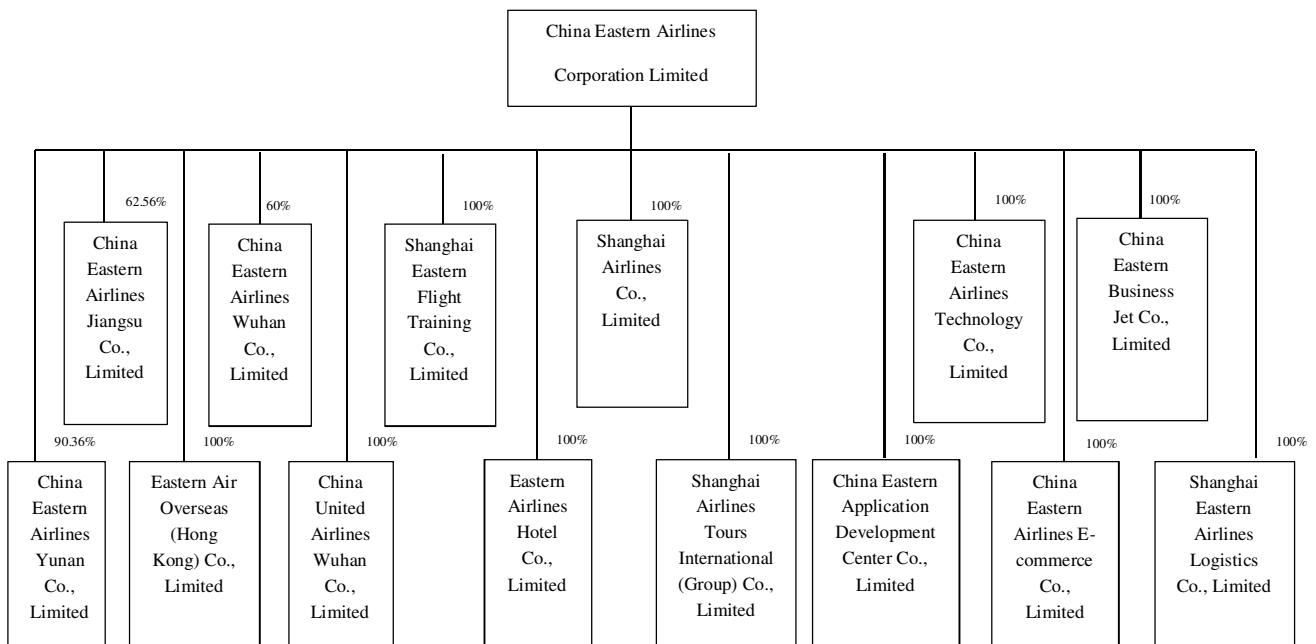
Notes:

- (1) The aggregate principal amount of the Bonds to be issued has not taken into account the effect of transaction costs and expenses.
- (2) Total capitalisation equals the sum of total borrowings and total equity.
- (3) Based on the exchange rate of JPY100 to RMB6.0485, being the exchange rate as at 30 June 2017 as released by the People's Bank of China.
- (4) There has been no material change in the consolidated capitalisation and indebtedness of the Company since 30 June 2017.

HISTORY AND DEVELOPMENT OF THE COMPANY

The Issuer was established on 14 April 1995 under the laws of China as a company limited by shares in connection with the restructuring of its predecessor and its initial public offering. The Issuer's predecessor was one of the six original airlines established in 1988 as part of the decentralisation of the airline industry in China undertaken in connection with China's overall economic reform efforts. Prior to 1988, the CAAC was responsible for all aspects of civil aviation in China, including the regulation and operation of China's airlines and airports. In connection with its initial public offering, the Issuer's predecessor was restructured into two separate legal entities, the Issuer and the Eastern Air Group Company, or "EA Group". According to the restructuring arrangement, by operation of law, the Issuer succeeded to substantially all of the assets and liabilities relating to the airline business of its predecessor. EA Group succeeded to its predecessor's assets and liabilities that do not directly relate to the airline operations and do not compete with the Issuer's businesses. Assets transferred to EA Group included the Issuer's predecessor's equity interests in companies engaged in import and export, real estate, advertising, in-flight catering, tourism and certain other businesses. In connection with the restructuring, the Issuer entered into various agreements with EA Group and its subsidiaries for the provision of certain services to the Issuer. CEA Holding assumed the rights and liabilities of EA Group under these agreements after it was formed by merging EA Group, Yunnan Airlines Company and China Northwest Airlines Company in October 2002.

The following chart sets forth the organisational structure of the Issuer and its significant subsidiaries as at 30 September 2017:



The Issuer is the first China-based airline to have its shares listed simultaneously on Hong Kong Stock Exchange, the New York Stock Exchange and the Shanghai Stock Exchange. In February 1997, the Issuer completed its initial public offering of 1,566,950,000 ordinary H Shares, par value RMB1.00 per share, and listed its ordinary H Shares on The Stock Exchange of Hong Kong Limited, or the "Hong Kong Stock Exchange", and American Depositary Receipts, or "ADRs", representing its H Shares, on the New York Stock Exchange. In October 1997, the Issuer completed a public offering of 300,000,000 new ordinary domestic shares in the form of A Shares to public shareholders in China and listed such new shares on the Shanghai Stock Exchange. H Shares are its ordinary shares listed on Hong Kong Stock Exchange, and A Shares are its ordinary shares listed on the Shanghai Stock Exchange. The Issuer's H Shares and A Shares are identical in respect of all rights and preferences, except that the listed A Shares may only be held by Chinese domestic investors and certain qualified foreign institutional investors.

Since its initial public offering, the Issuer has expanded its operations through acquisitions and joint ventures. In July 1998, the Issuer and China Ocean Shipping (Group) Company jointly established China Cargo Airlines, which specialises in the air freight business. In addition, the Issuer purchased from EA Group the assets and liabilities relating to the airline operations of China General Aviation Company. China General Aviation Company was based in Shanxi Province in China and served primarily the northern region of China. Moreover, the Issuer completed its acquisition of Air Great Wall in June 2001 and established its Ningbo Branch following the acquisition. Air Great Wall was based in Ningbo, Zhejiang Province in China and served primarily the southeastern region of China.

In August 2002, the Issuer, jointly with Wuhan Municipal State-owned Assets Management Committee Office and two other independent third parties, established China Eastern Airlines Wuhan Limited, or “CEA Wuhan”, in which the Issuer held a 40 per cent. equity interest. CEA Wuhan’s operating results were consolidated with the Issuer from January 2006, when the Issuer obtained control of CEA Wuhan. In March 2006, the Issuer completed its acquisition of a 38 per cent. equity interest and a 18 per cent. equity interest in CEA Wuhan from Wuhan Municipal State-owned Assets Supervision and Administration Committee and Shanghai Junyao Aviation Investment Company Limited, respectively, for an aggregate consideration of approximately RMB418 million. In 2012, the existing shareholders of CEA Wuhan and certain new investors (thereby becoming shareholders) decided to increase the registered capital of CEA Wuhan from RMB600 million to RMB1,750 million. As at 31 December 2012, the Issuer had contributed capital of RMB525 million in cash, among which RMB237 million was recognised as registered capital and RMB288 million was credited to the share premium of CEA Wuhan; and the other investors had contributed capital of RMB300 million, among which RMB288 million was recognised as registered capital and RMB12 million was recognised as share premium of CEA Wuhan. As a result of the aforementioned capital increase, the Issuer’s share percentage in CEA Wuhan has become 60 per cent. CEA Wuhan primarily serves the market in central China.

Pursuant to the CAAC’s airline industry restructuring plan, EA Group merged with Yunnan Airlines Company and China Northwest Airlines Company and formed CEA Holding in October 2002. Yunnan Airlines Company and China Northwest Airlines Company were restructured as wholly-owned subsidiaries of CEA Holding after the merger and renamed as China Eastern Air Yunnan Company, or “CEA Yunnan”, and China Eastern Air Northwest Company, or “CEA Northwest”, respectively. CEA Northwest is based in Xi’an, Shaanxi Province in China and serves primarily the southwestern region of China.

In order to further expand its business and enhance its market competitiveness, the Issuer acquired from CEA Holding certain selected assets and liabilities relating to the aviation businesses of CEA Yunnan and CEA Northwest on 12 May 2005. The assets acquired by the Issuer included aircraft, engines and aviation equipment and facilities, certain employees and operating contracts, and other fixed and current assets (whether owned or leased). The Issuer assumed and took over the aviation operations and businesses previously carried out by CEA Yunnan and CEA Northwest. The air routes of CEA Yunnan and CEA Northwest were also injected into the Issuer with such assets and liabilities.

On 14 March 2006, the Issuer entered into an official sponsorship agreement with the Bureau of 2010 Expo Shanghai (the “Bureau”), which designated the Issuer as the exclusive airline passenger carrier in China to sponsor the 2010 Shanghai Expo. Pursuant to the agreement, the Issuer was entitled to a number of rights, including the use of the Bureau’s logos and trademarks and the slogan “Better City, Better Life”, and priority to purchase advertising space at the Expo site. The Issuer was also able to enjoy the privileges of being a market development participant of the World Expo.

On 10 December 2008, the Issuer entered into an A Share Subscription Agreement with CEA Holding for CEA Holding to subscribe for new A shares to be issued by the Issuer, and entered into an H Share Subscription Agreement with CES Global, a wholly-owned subsidiary of CEA Holding, for CES Global to subscribe for new H shares to be issued by the Issuer. Both of these agreements were amended on 29 December 2008. Under the amended agreements, the Issuer agreed to issue 1,437,375,000 new A shares to CEA Holding and 1,437,375,000 new H shares to CES Global for an agreed-upon subscription price. On 26 February 2009, the Issuer received the approval for the non-public issuances of the A and H shares in a class meeting of A share shareholders, a class

meeting of H share shareholders, and an extraordinary general meeting of shareholders. The Issuer completed the issuances of 1,437,375,000 new A Shares to CES Holding and 1,437,375,000 new H shares to CES Global on 25 June 2009 and 26 June 2009, respectively.

On 10 July 2009, the Issuer's Board approved an issuance of 1,350,000,000 new A shares of the Issuer to a limited number of specific investors, including CEA Holding, and the issuance of 490,000,000 new H shares of the Issuer to CES Global. The issuances of the 1,350,000,000 new A shares and 490,000,000 new H shares were completed on 23 December 2009 and 10 December 2009, respectively.

On 10 July 2009, the Issuer entered into an absorption agreement with Shanghai Airlines in relation to the proposed acquisition of Shanghai Airlines. The proposed acquisition was approved in a shareholders' meeting of the Issuer on 9 October 2009. On 30 December 2009, the Issuer received approval of its proposed acquisition of Shanghai Airlines from the CSRC. On 28 January 2010, the Issuer issued 1,694,838,860 A shares to the shareholders of Shanghai Airlines in exchange for all existing issued shares of Shanghai Airlines. In 2010, the Issuer integrated the operations of Shanghai Airlines by undertaking and completing various post-acquisition administrative measures, such as the transfer and registration of properties and other assets, as well as the integration of the two airlines' frequent flyer mileage programmes.

On 26 July 2010, the State-owned Assets Supervision and Administration Commission of the People's Government of Yunnan Province, or "Yunnan SASAC", entered into an agreement with the Issuer to jointly establish Eastern Airlines Yunnan Limited Corporation, or EA Yunnan. The Issuer would contribute 65 per cent. of the registered capital of EA Yunnan, with the remaining 35 per cent. to be contributed by Yunnan SASAC. EA Yunnan focuses on the provision of general civil aviation transportation and maintenance services.

On 20 December 2010, China Cargo Airlines, a subsidiary of the Issuer, as purchaser, and Great Wall Airlines, as vendor, entered into an agreement for the acquisition of the assets, being all valuable business carried on by, and all valuable assets of, Great Wall Airlines, at RMB386.9 million (subject to adjustments). The acquisition aligned with the development strategy of the Issuer and enhanced China Cargo Airlines' capability for sustainable development, whilst avoiding horizontal competition. China Cargo Airlines also purchased relevant business and assets from Shanghai International Freight Airlines Co., Ltd. Both acquisitions obtained approval from the CAAC, the NDRC and the MOFCOM. Both acquisitions were completed on 1 June 2011.

On 11 August 2011, the Issuer issued offshore CNY denominated bonds in an amount of CNY2.5 billion at 4 per cent. due 2014 which are listed on the Singapore Exchange Securities Trading Limited. The Issuer guaranteed the bond issue.

On 23 March 2012, the Issuer entered into a binding memorandum of understanding (the "MOU") with Jetstar Airways, a wholly-owned subsidiary of Qantas, to establish Jetstar Hong Kong, a new joint venture low-cost airline to be based in Hong Kong. On 24 August 2012, the Issuer entered into a shareholders' agreement (the "Shareholders' Agreement") with JIGH, a wholly-owned Hong Kong-based subsidiary of Qantas, pursuant to which the Issuer and JIGH invested in Jetstar Hong Kong. The Issuer and JIGH made equal initial capital contributions of US\$57.5 million each, and the joint venture, Jetstar Hong Kong, had a total initial capital of US\$115 million. Depending on certain terms and conditions, the Issuer and JIGH each contributed equal capital amounts to increase the capital of Jetstar Hong Kong to US\$198 million. Under the terms of the MOU and the Shareholders' Agreement, the Issuer and JIGH would hold equal equity interests in Jetstar Hong Kong. In September 2012, Jetstar Hong Kong received the Certificate of Incorporation issued by the relevant Hong Kong government authorities. In January 2013, Jetstar Hong Kong successfully passed MOFCOM's merger review. On 5 June 2013, the Issuer, JIGH and Go Harvest Investments Limited ("Shun Tak Investor"), a wholly-owned Hong Kong-based subsidiary of Shun Tak Holdings Limited, entered into a restated and amended shareholders' agreement (the "Restated and Amended Shareholders' Agreement"). Pursuant to the Restated and Amended Shareholders' Agreement, Shun Tak Investor would become a new strategic shareholder of Jetstar Hong Kong and hold 33 1/3 per cent. of the total issued share capital of Jetstar Hong Kong.

On 27 April 2012, the Board of Directors of the Issuer resolved and approved to issue short-term commercial

paper in the aggregate principal amount of not more than RMB10 billion and for a term of not more than 270 days for each issuance, which can be issued in multiple tranches on a rolling basis. On 13 September 2012, the Issuer issued the first tranche of short-term commercial paper in the amount of RMB4 billion at 4.1 per cent. due within 270 days of the issuance. The proceeds from the issuance were to be used to repay bank loans, improve the Issuer's financing structure and replenish short-term working capital.

On 12 June 2012, the Board of Directors of the Issuer resolved and approved to issue corporate bonds in the aggregate principal amount of not more than RMB8.8 billion and for a term of not more than ten years for a single or multiple issuances. The Issuer received CSRC approval for the issuance on 12 December 2012. On 18 March 2013, the Issuer issued the first tranche of corporate bonds in the amount of RMB4.8 billion at 5.05 per cent. due 2023. The proceeds from the issuance were to be used to repay bank loans, improve the Issuer's financing structure and replenish short-term working capital.

On 11 September 2012, the Board of Directors of the Issuer resolved and approved the "Proposal for the non-public issuance of A Shares to specific places by China Eastern Airlines Corporation Limited" and the "Proposal for the non-public issuance of H Shares to specific places by China Eastern Airlines Corporation Limited", according to which, (i) CEA Holdings and CES Finance would subscribe in cash for 241,547,927 and 457,317,073 new A Shares, respectively, at the subscription price of RMB3.28 per share; and (ii) CES Global would subscribe in cash for 698,865,000 new H Shares (nominal value of RMB1.00 each) at the subscription price of HK\$2.32 per share. On 31 January 2013, the CSRC approved the Issuer's proposed issue of no more than 698,865,000 new H Shares with a nominal value of RMB1.00 each. The Public Offering Review Committee of CSRC reviewed and conditionally approved the Issuer's application relating to the non-public issue of new A Shares of the Issuer on 25 February 2013. The issuance of the 698,865,000 new A Shares was completed on 18 April 2013 and the issuance of the 698,865,000 new H Shares was completed on 21 June 2013.

On 27 December 2012, the Issuer's wholly-owned subsidiary, Shanghai Airlines Tours entered into an equity transfer agreement with Eastern Air Tourism Investment Group Co., Ltd. ("Eastern Tourism"), a wholly-owned subsidiary of CEA Holding, and Shanghai Dongmei Aviation Travel Co., Ltd. ("Shanghai Dongmei") which was held as to 72.84 per cent. by Eastern Tourism and 27.16 per cent. by the Issuer, pursuant to which Shanghai Tours purchased the entire issued share capital of Xi'an Dongmei Aviation Travel Co., Ltd. ("Xi'an Dongmei") held by Eastern Tourism and Shanghai Dongmei. Upon completion of this acquisition, Xi'an Dongmei becomes an indirect wholly-owned subsidiary of the Issuer.

On 27 December 2012, Shanghai Tours entered into an equity transfer agreement with Eastern Tourism and Shanghai Dongmei, pursuant to which Shanghai Tours purchased the entire issued share capital of Kunming Dongmei Aviation Travel Co., Ltd. ("Kunming Dongmei") held by Eastern Tourism and Shanghai Dongmei. Upon completion of this acquisition, Kunming Dongmei becomes an indirect wholly-owned subsidiary of the Issuer.

On 10 January 2013, Shanghai Tours entered into an equity transfer agreement with Eastern Tourism, pursuant to which Shanghai Tours purchased the entire issued share capital in Shanghai Eastern Air International Travel Service Co., Ltd ("Eastern Travel") held by Eastern Tourism. Upon completion of this acquisition, Eastern Travel becomes an indirect wholly-owned subsidiary of the Issuer. On 5 June 2013, the Issuer issued the guaranteed bonds in the amount of RMB2.2 billion at 3.875 per cent. due 2016. The proceeds from the issuance were to be used for working capital and other general corporate purposes.

On 7 June 2013, the Issuer issued the first tranche of super short-term commercial paper in the amount of RMB4 billion at 3.95 per cent. due within 270 days of the issuance. The proceeds from the issuance were to be used to replenish corporate working capital.

On 30 August 2013, the Issuer renewed a series of agreements for the provision of goods and/ or services with certain members of CEA Holding and its subsidiaries and other associates (excluding the Group) ("CES Holding Group"), including (i) property leasing agreement with CEA Holding, (ii) financial services agreement with Eastern Air Group Finance Company Limited, (iii) import and export agency agreement with Eastern Aviation Import & Export Company, (iv) catering services agreement with Eastern Air Catering Investment Co. Ltd., (v) sales agency

services agreement with Shanghai Dongmei, (vi) maintenance and repair services agreement with CEA Development Co., and (vii) advertising services agreement with Eastern Aviation Advertising Company Limited.

On 24 December 2013, the Issuer and CEA Holding, both being the shareholders of CES Media passed a shareholders' resolution regarding the capital injection in CES Media. Upon completion of this capital injection, the total registered capital of CES Media increased by RMB80 million from RMB120 million to RMB200 million, while the respective 45 per cent. and 55 per cent. equity interests held by the Issuer and CEA Holding in the then enlarged registered capital of CES Media remain unchanged. Out of the RMB80 million contributed to the registered capital of CES Media under this capital injection, the Issuer contributed a pro-rata amount of RMB36 million in cash and CEA Holding contributed the remaining pro-rata amount of RMB44 million in cash.

On 17 July 2014, Eastern Air Overseas (Hong Kong) Corporation Limited ("EAO"), a wholly-owned subsidiary of the Issuer, and Jetstar Hong Kong Airways Limited ("Jetstar Hong Kong"), an associated company of the Issuer, entered into a loan agreement, pursuant to which EAO would provide a loan of US\$60 million to Jetstar Hong Kong at fair market interest rates. The principal of the loan was repaid on 30 April 2015.

On 15 August 2014, Shanghai Airlines Tours, a wholly-owned subsidiary of the Issuer, entered into an equity transfer agreement with Eastern Tourism, pursuant to which Shanghai Airlines Tours acquired 72.84 per cent. equity interest in Shanghai Dongmei from Eastern Tourism with consideration of RMB32,147,700. This acquisition was completed and Shanghai Dongmei became an indirect subsidiary of the Issuer.

On 22 December 2014, the Issuer, CEA Holding and CES Finance (as shareholders of Eastern Air Finance) agreed to inject a total of RMB1,500 million into Eastern Air Finance in proportion according to their respective shareholding in Eastern Air Finance. In February 2015, the Issuer contributed a pro-rata amount of RMB375 million in cash.

On 29 March 2015, China United Airlines, a wholly-owned subsidiary of Issuer, fully adopted the low-cost carrier service model.

On 30 May 2015, the Issuer received approval from the Ministry of Industry and Information Technology to offer in-flight Wi-Fi services using KU-band satellite onboard 21 aircraft.

On 9 July 2015, the Issuer entered into the B737 Aircraft Purchase Agreement with Boeing Company in Shanghai to purchase fifty B737 series aircraft from Boeing Company.

On 27 July 2015, the Issuer entered into a conditional subscription agreement (the "Subscription Agreement") with Delta Air Lines, pursuant to which Delta Air Lines agreed to subscribe for 465,910,000 shares of the newly issued ordinary H shares of the Issuer in an amount of HK\$3,488,895,000, representing approximately 3.55 per cent. of the then total share capital of the Issuer. On 9 September 2015, the Issuer completed the issue of 465,910,000 ordinary H shares to Delta Air Lines, with a par value of RMB1.00 each at an issue price of HK\$7.49 per share.

On 14 August 2015, the Board of Directors of the Issuer approved the "Resolution on the Termination of the Proposed Establishment of Jetstar Hong Kong and its Winding Up". The Board of Directors of the Issuer considered that the termination of the proposed establishment of Jetstar Hong Kong would have no material adverse impact on the financial conditions and production and operation of the Issuer. See the announcement furnished to the SEC on Form 6-K dated 17 August 2015.

On 28 August 2015, the Issuer formally established the foreign airlines service centre.

On 1 September 2015, Delta Air Lines and the Issuer entered into a marketing agreement and a letter of confirmation on the Subscription Agreement. Pursuant to the marketing agreement, both parties would have greater cooperation in terms of code-sharing, revenue management, schedule coordination, sales cooperation, airport facilities sharing, frequent-flyer programme, lounge and system investment as well as staff exchange. On 9 September 2015, the Issuer completed the issue of 465,910,000 ordinary H shares with a par value of RMB1.00

each at an issue price of HK\$7.49 per share.

On 6 November 2015, the CAAC officially announced and granted the “Safe Flight Diamond Award”, the highest award for flight safety in the PRC civil aviation industry, to the Issuer.

In January 2016, the Issuer received the “Approval for the Non-Public Issuance of A Shares by China Eastern Airlines Corporation Limited” (Zheng Jian Xu Ke [2016] No. 8) issued by the CSRC, approving the Issuer to issue not more than 2,329,192,546 A Shares by way of non-public issuance.

On 21 April 2016, the Issuer and Ctrip entered into a strategic cooperation framework agreement in Shanghai, pursuant to which both parties will commence extensive cooperation, including business cooperation, equity cooperation and cooperation in the capital market, in line with the principle of complementary strength and mutual benefit and success in order to further consolidate their leading position in their respective industry.

On 25 April 2016, the Issuer and Shanghai Disneyland Resort launched the first painted aircraft of CEA with theme of Disneyland in public debut.

On 28 April 2016, the Issuer entered into the Airbus Purchase Agreement with Airbus SAS to purchase twenty Airbus A350-900 aircraft. On the same day, the Issuer entered into the Boeing Purchase Agreement with Boeing Company to purchase fifteen brand new Boeing B787-9 aircraft. On the same day, the Issuer entered into the 2016 Aircraft Finance Lease Framework Agreement and the 2017–2019 Aircraft Finance Lease Framework Agreement with CES Leasing, pursuant to which CES Leasing agreed to provide finance leasing to the Issuer in relation to aircraft.

On 23 May 2016, the Issuer introduced platinum card membership level under “Eastern Miles”.

On 5 July 2016, the Issuer announced the issuance of 1,327,406,822 A shares which raised RMB8,548.5 million of proceeds.

On 30 August 2016, the Issuer renewed a series of agreements for the provision of goods and/ or services with certain members of the CEA Holding Group and the Group, including: (i) property leasing agreement with China CEA Holding, (ii) financial services agreement with Easter Air Group Finance Company Limited, (iii) import and export agreement with Eastern Aviation Import & Export Company, (iv) catering services agreement with Eastern Air Catering Investment Co. Ltd., (v) complementary services agreement with CEA Development Co., and (vi) advertising services agreement with CES Media.

On 1 November 2016, the Issuer and Commercial Aircraft Corporation of China Limited signed a cooperation framework agreement, according to which the Company became the first user of C919 large passenger aircraft in the world.

On 15 November 2016, the Issuer was awarded the most important honour under CAPA Aviation Awards for Excellence 2016 — Airline of the Year in Asia-Pacific region and was the first airline company in China awarded this honour.

On 23 November 2016, the Issuer was awarded China Securities Golden Bauhinia Award — Listed company with best investment value in 13th Five-year Plan period.

On 29 November 2016, the Issuer entered into the Disposal Agreement with Eastern Airlines Industry Investment, a wholly-owned subsidiary of CEA Holding, pursuant to which, the Issuer conditionally agreed to sell, and Eastern Airlines Industry Investment conditionally agreed to purchase, the entire equity interest in Eastern Logistics. On the same day, the Issuer and Eastern Logistics entered into the Freight Logistics Daily Connected Transactions Framework Agreement, pursuant to which Eastern Logistics agreed to provide the Group with daily operation services of freight logistics business. On 8 February, the disposal of Eastern Logistics was completed.

On 1 January 2017, the Issuer and China Cargo Airlines entered into the Management Agreement, pursuant to which China Cargo Airlines was entrusted to manage the bellyhold space freight business of the Group.

On 27 July 2017, the Issuer entered into a Marketing Agreement with Air France-KLM. On the basis of good business relationship between the two parties, the comprehensive business partnership has been further strengthened.

On 7 November 2017, Eastern Air Overseas (Hong Kong) Corporation Limited, the Issuer and the joint lead managers entered into a subscription agreement in relation to the issue of SGD500,000,000 2.8 per cent. guaranteed bonds due 2020 by Eastern Air Overseas (Hong Kong) Corporation Limited, a wholly owned subsidiary of the Issuer, and the guaranteed bonds are currently listed on Hong Kong Stock Exchange.

The table below sets forth details of the Company's operating fleet since 2014 and as at 30 June 2017, the planned additions for the years 2017 and 2018:

| | Number of Aircraft Owned and under Finance Leases | Number of Aircraft under Operating Leases | Number of Aircraft Owned and under Finance Leases | Number of Aircraft under Operating Leases | Number of Aircraft Owned and under Finance Leases | Number of Aircraft under Operating Leases | Number of Aircraft Including Planned Additions | |
|------------------------|---|---|---|---|---|---|--|------------|
| | 2014 | | 2015 | | 2016 | | 2017 | 2018 |
| B777-300ER . . . | 4 | — | 9 | — | 16 | — | 20 | 20 |
| B767 | 6 | — | 6 | — | 6 | — | 4 | — |
| A350-900 | — | — | — | — | — | — | — | 2 |
| A340-600 | 4 | — | — | — | — | — | — | — |
| A330-300 | 9 | 7 | 11 | 7 | 11 | 7 | 25 | 26 |
| A330-200 | 25 | 3 | 30 | 3 | 30 | 3 | 33 | 30 |
| A321 | 39 | — | 48 | — | 66 | — | 77 | 77 |
| A320 | 113 | 41 | 122 | 38 | 127 | 36 | 179 | 180 |
| A320NEO | — | — | — | — | — | — | — | 15 |
| A319 | 24 | 5 | 31 | 4 | 33 | 3 | 35 | 35 |
| B787-9 | — | — | — | — | — | — | — | 4 |
| B757-200 | 4 | 1 | — | — | — | — | — | — |
| B737-8MAX | — | — | — | — | — | — | — | 7 |
| B737-800 | 44 | 68 | 71 | 72 | 93 | 78 | 198 | 228 |
| B737-700 | 49 | 13 | 55 | 8 | 55 | 8 | 56 | 55 |
| B737-300 | 16 | — | 5 | — | — | — | — | — |
| EMB 145LR | 10 | — | 6 | — | — | — | — | — |
| B747-400F | 2 | 2 | 2 | 1 | 2 | 1 | 2 | 1 |
| B757-200F | — | 2 | — | — | — | — | — | — |
| B777F | — | 6 | — | 6 | — | 6 | — | 6 |
| Total | 349 | 148 | 396 | 139 | 439 | 142 | 629 | 686 |

DESCRIPTION OF THE COMPANY'S BUSINESS

BUSINESS OVERVIEW

The Company was one of the three largest air carriers in China in terms of revenue, tonne-kilometres (or RTK) and number of passengers carried in 2016. The Company is an important domestic airline that operates primarily from its core hub in Shanghai, which is considered to be the international financial and shipping centre of China, and regional hubs in Kunming and Xi'an. The Company's business primarily focuses on the operation of civil aviation, including the provision of passenger, cargo, mail delivery, tour operations and other extended transportation services. As at 30 June 2017, the Company served a route network that covered 1,074 domestic and foreign destinations in 177 countries through SkyTeam, an international airlines alliance. Compared to 2015, the Company's traffic volume (as measured in RTKs) increased by 10.6 per cent. from 17,820 million in 2015 to 19,712 million in 2016. The Company's passenger traffic volume (as measured in revenue passenger-kilometres, or RPKs) increased by 14.5 per cent. from 146,342 million in 2015 to 167,529 million in 2016. The Company's cargo and mail traffic volume (as measured in revenue freight tonne-kilometres, or RFTKs) increased by 0.2 per cent. from 4,865 million in 2015 to 4,875 million in 2016. For the six months ended 30 June 2017, the Company has achieved 9,178 million, 88,147 million and 1,366 million in terms of traffic volume, passenger traffic volume and cargo and mail traffic volume, respectively.

COMPETITIVE STRENGTHS

The Company's vision is to become a leading airline in Asia and a leading global competitor by emphasizing staff loyalty, customer preference, investor satisfaction and social responsibility. The Company believes that its business model is favourable to that of other major airlines in a number of significant respects, which the Company intends to continue to pursue. The Company's main competitive strengths include the Company's status as a Central SOE (which is defined as an enterprise directly and majority owned by the SASAC), its position to benefit from the continued high growth of China's international civil aviation market, its favourable connectivity and geographical position, its high operating efficiency, its improved financial and liquidity position, its strategic SkyTeam membership, its experienced management team and sound corporate governance, as well as strong recognition of the China Eastern Airlines brand.

A Central SOE with strong and direct support from the PRC central government

CEA Holding is one of the 97 Central SOEs directly supervised by the SASAC of the PRC central government. The Company is 56.38 per cent. owned by CEA Holding, which in turn is 100 per cent. owned by the SASAC. The Company enjoys a number of direct and indirect benefits as a result of its status as a Central SOE. For example, the Company received an aggregate amount of RMB868 million in government subsidies and achieved revenue of RMB1,871 million from routes co-operated with the government for the six months ended 30 June 2017. The Company believes that its status as a Central SOE well positions it to better execute its business plan and to more directly benefit from China's high economic growth.

Well positioned to benefit from the continued high growth of China's international civil aviation market

The Company believes that, based on its established market position and geographic location, it is well-positioned to continue to take advantage of the opportunities presented by China's international civil aviation market growth. In recent years, the trending of outbound tourism galvanized the market of international airline services. During the period from 2010 to 2015, total traffic volume and passenger traffic volume for China's international airline transportation have recorded average annual increases of 8.7 per cent. and 16.9 per cent., respectively. China's international airline transportation market is expected to achieve and keep at an annual growth rate of more than 15 per cent. in 13th Five-Year Plan period. The Company believes it is well positioned with its dual hubs in Shanghai and Beijing, two of the China's biggest airline markets, to capitalise on the market growth of China's international civil aviation.

Favourable connectivity and geographical position

Shanghai is China's leading international financial centre and international shipping centre. Shanghai handled the largest amount of cargo freight in terms of freight and cargo traffic and the largest amount of flight passengers in terms of passenger traffic among all cities in China in 2016. The Company believes that the operation of its services through its hub in Shanghai, combined with its network that covers 1,074 domestic and international destinations in 177 countries through SkyTeam and its high frequency of flights as at 30 June 2017, allow it to maximise connectivity across the markets and locations that it serves. The Company also strategically develops its hubs in Beijing, which handled the second largest number of flight passengers and cargo freight in China in 2016, and from leading airports in north-west and south-west China (Xi'an and Kunming, respectively). The Company has also developed cooperative relationship with strategic partners to enhance its hub network. For example, in response to the competition from HSR network, the Company has cooperated with the Shanghai Railway Bureau to launch "Air-Rail Pass Transportation" products offering combined air and rail service package in 13 cities in the Yangtze River Delta, including Nanjing, Hangzhou and Suzhou in 2012. In addition, the Company launched its "Air-Bus Pass" service covering routes such as Shanghai Pudong-Kunshan/Suzhou/Wuxi, Baoshan-Tengchong and Tianjin-Tanggu in 2013 and Wuhan-Huangshi route in 2014 in order to further improve the connectivity of the Company's flights.

Economies of scale and high operating efficiency

The Company has ranked as one of the 10 largest airlines in the world by IATA in terms of number of scheduled passengers carried. Leveraging on its economies of scale, the Company has continued to improve its operating efficiency in recent years and intends to maintain this momentum. The Company's operating efficiency is indicated by its annual fleet average utilisation rates which were 9.7 hours per passenger aircraft per day in 2016. According to the 2015 Statistical Bulletin of the Development of Civil Aviation Industry published by the CAAC, the industry average annual fleet utilisation rate was 9.49 per aircraft per day.

Improved financial and liquidity position and diversified sources of funding

The Company's financial and liquidity position have continued to strengthen. The Company's liability ratio (defined as total liabilities divided by total assets) has improved from 79.83 per cent. as at 31 December 2015 to 74.69 per cent. as at 30 June 2017. The Company's outstanding funding has been obtained from a number of different sources, including funds generated from operation, operating leases, commercial bank lending, export credit guaranteed bank funding and debt securities issued into the capital markets. Accordingly, the Company has established, and intends to maintain, a diversified portfolio of funding instead of relying on any single source of funding.

Strategic cooperation with SkyTeam Alliance members

On 21 June 2011, the Company became a member of SkyTeam. The Company's membership in SkyTeam has raised the Company's standards in terms of marketing, service and other areas and further strengthened its market presence and traffic volume in the international civil aviation market by offering the Company's customers more convenience and ease when making their international travel plans. As a SkyTeam member, the Company benefits from its strategic alliance with well-known airlines such as Delta Air Lines, China Southern, Alitalia, Air France-KLM, which allows its passengers to enjoy the benefits such as increased flight choices, smoother transfers for long-distance or inter-continental travels, priority check-in and enhanced frequent flyer programme privileges. In addition to the alliance with SkyTeam, the Company continues to deepen collaboration on code-sharing with other airline companies, such as Japan Airlines and Qantas.

Experienced management team and sound corporate governance

The Company believes that its management team is well experienced in the civil aviation industry and is capable of providing expertise to achieve the Company's business objectives. As at 30 June 2017, the Company's Board is composed of 11 directors, 4 of whom are independent non-executive directors. The Company's Chairman, Mr. Liu Shaoyong, joined the civil aviation industry in China in 1978. Since his appointment as Chairman of the Company, Mr. Liu has, among others, managed a series of strategic initiatives such as the merger of the Company with Shanghai Airlines and the restructure of the cargo assets. Mr. Liu also serves as Deputy Party Secretary and

President of CEA Holding. Furthermore, the Company's senior management have implemented a number of important initiatives since 2014, including the formal establishment of foreign airlines service centre, completing the issuance of 1,327,406,822 A shares, and the execution of the Management Agreement with China Cargo Airlines and the Marketing Agreement with Air France-KLM. Please see "History and Development of the Company" for more details.

Strong brand recognition associated with top quality customer service

The Company believes that it is one of the most respected brands in China. It strives to provide its customers with a pleasant travel experience both on the ground and in the air through continual product and service improvements. The Company's continued investment in new aircraft and on-board products across its fleet demonstrates its commitment to customer service and further strengthens its brand and services. The Company has been selected as one of the BrandZ™ Top 30 Most Valuable Chinese Brands for the sixth consecutive year since 2010. In the first half of 2017, the Company was once again selected as one of the World's 500 Most Valuable Global Brands by Brand Finance. It also received the "Best China Airline" award at the "Travel Trade Gazette China Tourism Awards" for the third consecutive year. The Company believes that the quality of the service which it offers and the strength of its brand are critical to its continuing success and intends to continue focusing on developing its brand and improve its customer service.

STRATEGIES

In addition to pursuing the above competitive strengths, the Company's core strategies are to continue to:

- expand and optimise flight connectivity through the Company's Shanghai hub and code sharing arrangements with alliance partners;
- further promote the China Eastern Airlines brand as a premium brand in China;
- further promote value-added services to its passengers by leveraging on the SkyTeam brand;
- train and support its network of domestic sales agents and representatives;
- develop integrated product packages with strategic partners, such as the Shanghai Rail Bureau;
- develop high-end markets through selective targeting of group customers;
- further improve cost structure and enhance productivity; and
- further pursue industry best practices in operations and management.

THE COMPANY'S BUSINESS

Operations by Activity

The following table sets forth the Company's traffic revenues by activity for each of the two years ended 31 December 2015, 2016 and the six months ended 30 June 2017:

| | <u>Year ended 31 December</u> | | <u>Six months</u> |
|----------------------------------|-------------------------------|--------------------------|----------------------|
| | <u>2015</u> | <u>2016</u> | <u>ended 30 June</u> |
| | | | <u>2017</u> |
| | | (Millions of RMB) | |
| Passenger | 78,585 | 83,577 | 43,106 |
| Cargo and mail | 6,491 | 5,977 | 1,777 |
| Total traffic revenues | 85,076 | 89,544 | 44,883 |

Passenger Operations

The following table sets forth certain passenger operating statistics of the Company by route for each of the two years ended 31 December 2015, 2016 and the six months ended 30 June 2017:

| | Year ended 31 December | | Six months ended 30 June |
|---|------------------------|---------|--------------------------|
| | 2015 | 2016 | 2017 |
| Passenger Traffic (in RPKs) (millions) | 146,341 | 167,529 | 88,147 |
| Domestic | 98,304 | 106,361 | 56,164 |
| Regional (Hong Kong, Macau and Taiwan) | 4,189 | 4,347 | 2,295 |
| International | 43,848 | 56,821 | 29,688 |
| Passenger Capacity (in ASKs) (millions) | 181,792 | 206,249 | 108,404 |
| Domestic | 121,019 | 129,460 | 67,553 |
| Regional (Hong Kong, Macau and Taiwan) | 5,509 | 5,612 | 2,906 |
| International | 55,264 | 71,177 | 37,945 |
| Passenger Yield (RMB) | 0.56 | 0.52 | 0.51 |
| Domestic | 0.55 | 0.53 | 0.54 |
| Regional (Hong Kong, Macau and Taiwan) | 0.75 | 0.71 | 0.72 |
| International | 0.56 | 0.47 | 0.45 |
| Passenger Load Factor (%) | 80.50 | 81.23 | 81.31 |
| Domestic | 81.23 | 82.16 | 83.14 |
| Regional (Hong Kong, Macau and Taiwan) | 76.04 | 77.45 | 78.97 |
| International | 79.34 | 79.83 | 78.24 |

Route Network.

The primary focus of the Company's business is the provision of domestic, regional and international passenger airlines services. As at 30 June 2017, by connecting to the route networks of other SkyTeam member airlines, the Company's flights had access to 1,074 destinations in 177 countries.

In 2015, the Company entered into a strategic partnership with Delta Air Lines to further deepen their cooperation in terms of code-sharing, cabin-sharing and joint sales. By forming an industry-leading route network, both parties commenced code-sharing on 123 routes, including nine international major routes and 114 domestic routes in the PRC and the USA. Through offering joint sales to corporate customers, the Company believes that it will be better position to tap into the market for North American corporate customers. In the European market, the Company and Air France-KLM have commenced inter-airline transit services for flights departing from and arriving at Shanghai, Dalian, Paris and Nice. In the Australian market, the Company officially began joint operation with Qantas was officially commenced to start code-sharing on major routes such as Shanghai-Sydney and Shanghai-Melbourne routes, in order to tap their respective customer bases.

In 2016, the Company opened new routes to Prague, St. Petersburg, Amsterdam, Madrid, Chicago and Brisbane, and cancelled routes to Kathmandu from Shanghai Pudong via Kunming.

The Company's passenger revenue for domestic routes generated approximately 66.3 per cent. of its passenger revenues for the six months ended 30 June 2017. The Company's domestic routes cover all provincial capital cities in China and many other specifically-designated cities. The Company's domestic routes connecting Shanghai and other large commercial and business centres, such as Beijing, Guangzhou and Shenzhen, are always heavily travelled. In addition, the Company has set up subsidiaries in 15 provinces and cities including Shanghai, Beijing, Yunnan, Shaanxi, Jiangsu, Zhejiang, Anhui, Jiangxi, Shandong, Hubei, Shanxi, Gansu, Sichuan, Hebei and

Guangdong as at 30 June 2017 to accommodate the huge market demand for air travel.

Fleet Structure

In 2015, the Company significantly optimized its fleet structure, and increased its fleet to 551 aircraft as at the end of 2015 while streamlining the variety of its aircraft models to 13 models by the end of 2015. In respect of passenger transportation, the Company capitalized on the opportunities arising from low international oil prices and robust demand for outbound tourism, and achieved impressive growth in passenger transportation by responding proactively to adverse factors such as geopolitical instability around the globe, terrorist attacks outside China, MERS cases in South Korea and impact on short-haul routes due to formation of a HSR network in 2015. The Company made efforts to build hubs and negotiate time slots in hub and core markets in order to promote better connectivity with the HSR network. In respect of freight transportation and logistics, the Company tightened its cost control, optimized production structure and broadened its marketing channels.

In 2016, the Company continued to update and optimize its fleet structure, introducing new aircraft continually and retiring outdated aircraft models. As at the end of 2016, the Company's average flight age was 5.4 years. The Company mainly introduces long-haul B777 Series aircraft in trans-Pacific routes; mid-to-long-haul A330 Series aircraft in China-Europe routes, China-Australia routes and domestic business routes; A320 Series and B737 Series aircraft in domestic and surrounding countries and regions routes, which the Company believes enhances the matching level between fleet models and routes, transportation capacities and relevant markets. Relying on the SkyTeam platform, the Company continued to enhance its cooperation with member airlines in the SkyTeam. In collaboration with Delta Air Lines, based on pre-existing trans-Pacific routes and destinations in the PRC and the USA, the Company further extended its network of cooperative routes to Canada, Mexico, Southeast Asian and South American regions, achieving a total of 252 code-sharing routes. In collaboration with Air France-KLM, based on their joint operation and code-sharing coverage, the Company increased its joint marketing efforts to corporate customers in the French market.

For the six months ended 30 June 2017, the Company introduced a total of 23 new model aircraft and a total of 12 aircraft were retired. The fleet structure has been made younger. As at 30 June 2017, the Company operated a fleet of 593 aircraft, which included 583 passenger aircraft and 10 business aircraft held under trust. As the Company completed the transfer of 100 per cent. equity interest in Eastern Logistics to Eastern Airlines Industry Investment, a wholly-owned subsidiary of the Company's controlling shareholder, CEA Holding, on 8 February 2017, the fleet of the Company ceased to include the nine freighters operated by China Cargo Airlines, a controlled subsidiary of Eastern Logistics.

Transportation Hubs

In 2015, the Company enhanced its Shanghai core hub and Xi'an and Kunming regional hubs, and established and extended its aviation transportation network in influential major markets such as Beijing, Nanjing and Qingdao to cover 1,057 destinations in 179 countries. The Company had added air traffic rights and time slot resources in hub markets and core markets, steadily improved the aircraft utilization rate and consolidated and expanded market share in the three largest hubs and core markets.

In 2016, the Company further strengthened its Shanghai core hub and Xi'an and Kunming regional hubs. The aggregated number of transits connecting "origin to destination" of the three hubs reached 6,075, an increase of 13.8 per cent. as compared to that of 2015, among which Pudong reached 4,083, an increase of 17.9 per cent. as compared to that of 2015, Kunming reached 1,384, an increase of 9.1 per cent. as compared to that of 2015, and Xi'an was 608 in both 2015 and 2016. The three hubs transported 4.51 million passengers, representing an increase of 27.0 per cent. as compared to 2015.

In 2016, the Company proactively promoted the establishment of transportation hubs with the opening of various international routes for long-haul flights and an enhanced coverage of its transportation network. As a result of enhanced transit connection and expanded transit routes structures, in 2016, the Company experienced approximately 26.8 per cent., 63.8 per cent. and 43.1 per cent. year-on-year growth in passenger flight capacity for the European, North American and Australian markets, respectively. The Company's inter-airline transit volume and

revenue in 2016 grew by 24.2 per cent. and 21.4 per cent., respectively, as compared to 2015.

With Shanghai as its main hub and Xi'an and Kunming as its regional hubs, the Company believes that it will benefit from the level of development and growth opportunities in eastern, northern and western China as a whole by providing direct services between various cities in those regions and between those regions and other major cities in China. The Company has steadily improved its flight system for its core hubs by introducing new flight destinations and increasing the frequency of certain flights, thereby enhancing its transfer and connection capability in these hub markets. According to the OAG Schedules of 30 June 2017, the market share of the Company in terms of passenger turnover in the first half of 2017 was approximately 17.8 per cent. in Beijing (including Capital International Airport and Nanyuan Airport), 40.4 per cent. in Shanghai (including Hongqiao Airport and Pudong Airport), 28.4 per cent. in Xi'an and 36.3 per cent. in Kunming. In 2017, the Company actively captured key market resources and continued to carry out the establishment and management optimization of transportation hubs in Shanghai, Kunming and Xi'an.

Cargo and Mail Operations

The following table sets forth certain cargo and mail operating statistics of the Company by geography for each of the two years ended 31 December 2015, 2016 and the six months ended 30 June 2017:

| | Year ended 31 December | | Six months |
|--|-------------------------------|-------------|----------------------|
| | 2015 | 2016 | ended 30 June |
| | | | 2017 |
| Cargo and Mail Traffic (in RFTKs) (millions) | 4,865 | 4,875 | 1,366 |
| Domestic | 948 | 964 | 428 |
| Regional (Hong Kong, Macau and Taiwan) | 126 | 126 | 24 |
| International | 3,791 | 3,786 | 915 |
| Cargo and Mail Capacity (in AFTKs) (millions) | 8,842 | 9,440 | 3,580 |
| Domestic | 2,337 | 2,221 | 1,148 |
| Regional (Hong Kong, Macau and Taiwan) | 281 | 270 | 100 |
| International | 6,224 | 6,949 | 2,332 |
| Cargo and Mail Yield (RMB)(including fuel surcharge) | 1.33 | 1.25 | 1.31 |
| Domestic | 1.09 | 1.07 | 1.10 |
| Regional (Hong Kong, Macau and Taiwan) | 3.01 | 2.98 | 3.33 |
| International | 1.34 | 1.24 | 1.35 |
| Cargo and Mail Load Factor (%) | 55.02 | 51.64 | 38.17 |
| Domestic | 40.57 | 43.39 | 37.26 |
| Regional (Hong Kong, Macau and Taiwan) | 44.82 | 46.51 | 24.37 |
| International | 60.91 | 54.48 | 39.21 |

The Company is required to obtain from the CAAC the right to carry passengers or cargo on any domestic or international route. The Company's cargo and mail business generally utilises the same route network used by its passenger airline business. The Company carries cargo and mail on its freight aircraft as well as in available cargo space on its passenger aircraft. The Company's most significant cargo and mail routes are international routes.

In 2015, the Company optimized its route network in the Shanghai hub by reducing the number of intermediate points and improve operating efficiency, thus increasing the daily utilization rate of freighters for the whole year by more than 8 per cent. as compared to 2014. The layout of flight capacities was adjusted based on market demand to stabilize flight capacities for the core markets in Europe and America. Efforts have also been made to broaden sourcing channels and strengthen cooperation. As such, the air-freight transit volume increased by nearly 10 per cent. as compared to 2014. Also, by proactively expanding cooperation with cross-border e-commerce

partners, the first chartered aircraft for directly imported goods purchased via cross-border e-commerce in the PRC came into service, increasing the annual revenue from cross-border logistics by approximately 32 per cent. as compared to 2014.

Prior to 2016, China Cargo Airlines, a subsidiary of Eastern Logistics, suffered cumulative losses from 2011 to 2015. In order to further improve the Company's operational performance, focus relevant resources on its air passenger transportation business, collect receivables and lower capital risks, the Company disposed of its 100 per cent. equity interest in Eastern Logistics to Eastern Airlines Industry Investment on 8 February 2017.

The following table sets forth certain operating statistics of the Company for each of the two year ended 31 December 2015 and 2016 and the six months ended 30 June 2017:

| | Year ended 31 December | | Six months |
|--|-------------------------------|-------------|----------------------|
| | 2015 | 2016 | ended 30 June |
| | | | 2017 |
| Capacity (in ATK) (millions) | 25,203 | 28,002 | 13,336 |
| Capacity (in ASK) (millions) | 181,793 | 206,249 | 108,404 |
| Capacity (in AFTK) (millions) | 8,842 | 9,440 | 3,580 |
| RTKs (millions) | 17,820 | 19,713 | 9,178 |
| RPKs (millions) | 146,342 | 167,529 | 88,147 |
| RFTKs (millions) | 4,865 | 4,875 | 1,366 |
| Number of passengers transported (thousands) | 93,780 | 101,742 | 53,321 |
| Cargo transported (million kilograms) | 1,399 | 1,395 | 462 |
| Load Factor | 70.7% | 70.4% | 68.8% |

The Company's revenues by geographical area are analysed based on the following criteria:

- Traffic revenue from services within the PRC (excluding Hong Kong, Macau and Taiwan, collectively, "Regional") is classified as domestic operations. Traffic revenue from inbound and outbound services between the PRC, regional or overseas markets is attributed to the areas based on the origin and destination of each flight area.
- Revenue from ticket handling services, airport ground services and other miscellaneous services are classified on the basis of where the services are performed.

The following table sets forth the Company's revenues by geographical area for each of the two years ended 31 December 2015, 2016 and the six months ended 30 June 2017, after reclassification of business tax and expected sales in advance of carriage:

| | Year ended 31 December | | Six months |
|--|-------------------------------|---------------|----------------------|
| | 2015 | 2016 | ended 30 June |
| | | | 2017 |
| | (millions of RMB) | | |
| Domestic | 61,222 | 63,730 | 32,142 |
| Regional (Hong Kong, Macau and Taiwan) | 3,569 | 3,516 | 1,753 |
| International | 29,178 | 31,658 | 14,528 |
| Total | <u>93,969</u> | <u>98,904</u> | <u>48,423</u> |

COMPETITION

Domestic

The Company competes against its domestic competitors primarily on the basis of safety, quality of service and frequency of scheduled flights. With the combination of the Company's dominant position in Shanghai, its route network and its continued commitment to safety and service quality, the Company believes that it is well-positioned to compete against its domestic competitors in the growing airline industry in China. However, domestic competition from other Chinese airlines has been increasing recently as the Company's competitors have increased capacity and expanded operations by acquiring other airlines and adding new routes or additional flights to existing routes. In addition, the Company has faced intense competition from new entrants to its domestic markets as new investments in China's civil aviation industry have been made following the CAAC's relaxation of certain private-sector investment rules in July 2005. In December 2008, the CAAC announced ten measures to protect and encourage domestic aviation industry, one of which provides that no new Chinese airlines will be licensed to incorporate and operate aviation businesses before 2010. In October 2010, the CAAC announced that the suspension of approvals for new Chinese airline companies would continue for an indefinite period. However, if the restriction is lifted in the future, the Company expects that competition from other Chinese airlines on its routes will further intensify.

As at 30 June 2017, there were over 50 Chinese airlines in mainland China, and the Company competes with many of them on various domestic routes. All of these airlines operate under the regulatory supervision of the CAAC. The Company, Air China, which is based in Beijing and listed on the Hong Kong Stock Exchange and the London Stock Exchange, and China Southern, which is based in Guangzhou and listed on the Hong Kong Stock Exchange and the New York Stock Exchange, are the three leading air carriers in China, both in terms of revenue tonne-kilometres and size of operations.

Each of the domestic airlines competes against other airlines operating the same routes or flying indirect routes to the same destinations. The Company's principal competitors in the domestic market are China Southern and Air China, which also provide transportation services on some of its routes, principally routes originating from the major air transportation hubs in China, such as Shanghai, Guangzhou and Beijing. Some of these routes are among the Company's most heavily travelled routes. Since most of the major domestic airlines operate routes from their respective hubs to Shanghai, the Company also competes against virtually all of the major domestic airlines on these routes. In addition, the Company is facing increasing competition from certain low-cost carriers, such as Spring Airlines, in the domestic market. Spring Airlines competes with the Company, as it operates daily domestic routes to certain destinations such as Harbin, Shenyang, Guangzhou, Xiamen, Sanya, Kunming and Chongqing, which are covered in the Company's domestic routes. The "Twelfth Five-Year Plan" for civil aviation industry in China encourages low-cost airlines to enter into major logistics market gradually. In February 2014, CAAC issued Guidance on Facilitating Low-cost Aviation Development which aims at supporting the development of domestic low-cost airlines. This plan will further intensify the competition in the domestic aviation market. However, the Company believes it is well-positioned to compete against domestic low-cost carriers due to its expansive route network, competitive pricing, greater availability of flight services to these destinations and strong brand name.

The Company also faced competition from other domestic carriers in its air cargo business. In 2016, due to factors including the slowdown in the growth rate of the total world trade volume and fierce market competition, the air cargo transportation industry continue to underperform as compared to the air passenger transportation business. Prior to 2016, China Cargo Airlines, a subsidiary of Eastern Logistics, suffered cumulative losses from 2011 to 2015. In order to further improve the Company's operational performance, focus relevant resources on its air passenger transportation business, collect receivables and lower capital risks, the Company disposed of its 100 per cent. equity interest in Eastern Logistics to Eastern Airlines Industry Investment on 8 February 2017.

Domestic Rail

The PRC government is aggressively implementing the expansion of its domestic HSR network, which has provided train services at a speed of up to 350km per hour connecting major cities such as Beijing, Shanghai,

Guangzhou and Hong Kong. The expansion of the coverage of this network, improvements in railway service quality and increased passenger capacity and stations located closer to urban centres than competing airports could enhance the relative competitiveness of the railway service and affect the Company's market share on some of its key routes, in particular its routes of between 500km to 800km. The HSR connecting Beijing and Shanghai commenced operations in July 2011, and has substantially affected the Company's Beijing and Shanghai routes, as well as routes between Shanghai and Jinan, Beijing and Nanjing, Shanghai and Xuzhou, Shanghai and Tianjin and Beijing and Changzhou.

The Company inevitably faces increasing competition and pricing pressures from this railway service. Therefore, the Company has been taking active measures in decreasing the number of short-haul routes that overlap with such high-speed train routes, as well as adjusting certain airfare prices on affected routes, facilitating "air-to-railway" transfers and allocating flight resources to alternative routes or medium-to-long-haul routes that have higher profitability, higher demand and less competition. In addition, in 2013, the Company developed ground connection services such as Air-Rail Service and Air-Bus Service and cooperated with Disney, brand hotel groups, and renowned international travel enterprises to develop travel products. In 2017, the Company continued to explore cooperation opportunities with domestic railway authorities in order to gain access to the customer base of railway services, in the meantime, maintained and strengthened its other competitive advantages, which include providing high quality services, increasing its pre-sale product promotions and developing its transfer services.

Regional

The Company's Hong Kong routes are highly competitive. The primary competitors on the Company's Hong Kong routes are Cathay Pacific Airways ("Cathay"), and Hong Kong Dragon Airlines Limited ("Dragonair"). The Company operates approximately 22 flight routes between Chinese cities and Hong Kong. Cathay and Dragonair compete with the Company on several of these routes, particularly the Shanghai-Hong Kong route. The Company also faces competition from Spring Airlines on its Shanghai-Hong Kong, Hangzhou-Hong Kong, Nanjing-Hong Kong and Shanghai-Macau routes. The Air Transportation Arrangement signed between the PRC government and the administrative government of Hong Kong in February 2000 provides for equal opportunity for airlines based in Hong Kong and mainland China. As a result, Dragonair has increased the frequency of its flights on several of the Company's Hong Kong routes, resulting in intensified competition. The Company also faces competition from Dragonair in its Hong Kong cargo operations. Cathay, which owns Dragonair, also cooperates with Air China and operates all passenger services of Cathay and Air China between Hong Kong and mainland China as joint venture routes under code-sharing and revenue and cost-pooling arrangements. This may further intensify the competition on the routes between Hong Kong and mainland China and impose greater competitive pressure on the other airline companies operating on these routes.

Prior to 2003, there was no direct air link between mainland China and Taiwan. As such, the Company's operations on the regional routes benefited from traffic between Hong Kong and mainland China ultimately originating in Taiwan. Following a series of limited chartered flights operated between a number of mainland Chinese cities and Taiwan, from July 2008, 36 direct flights between Taiwan and mainland China were permitted on weekends from Fridays through Mondays on a regular basis. On 15 December 2008, mainland China and Taiwan commenced direct air and sea transport and postal services, ending a nearly six-decade ban on regular links between the two sides since 1949. Under a historic agreement signed by mainland China and Taiwan in early November 2008, the new air links expanded from weekend charters to a daily service, 108 flights per week in 2008 and approximately 270 and 370 regular direct flights per week in 2009 and 2010, respectively. At the end of 2011, the two sides agreed to increase the total number of flights to 616 per week and to increase the total number of destination airports in mainland China and Taiwan to 50. In April 2015, the fifth batch of Mainland pilot cities was opened for individual tours to Taiwan, including Haikou, Hohhot, Lanzhou, Yinchuan, Changzhou, Zhoushan, Huizhou, Weihai, Longyan, Guilin and Xuzhou, and the number of Mainland cities with free line tours to Taiwan has reached 47.

The two sides also previously agreed to launch chartered cargo flights between two terminals in mainland China, namely, Shanghai Pudong and Guangzhou airports, and two terminals in Taiwan, namely, Taoyuan and Kaohsiung airports. In the past, a substantial number of the Company's passengers travelled on its Hong Kong

routes in order to connect flights to and/or from Taiwan. However, with the increasing availability of direct flights between mainland China and Taiwan, the Company may experience a significant decline in passenger traffic volumes on its Hong Kong routes and, as such, its revenues derived from operating such routes could be materially and adversely affected. For the six months ended 30 June 2017, the Company operated flights to Taipei from Shanghai, Nanjing, Xi'an, Kunming, Wuhan, Hefei, Nanchang, Ningbo, Taiyuan, Qingdao, Wuxi, Yancheng, Yinchuan and Lijiang. In addition, the Company signed a strategic framework agreement in April 2010 with China Airlines of Taiwan to cooperate on routes to and from the PRC and Taiwan. According to the Tenth Meeting of Cross-strait Air Transportation in 2015, the two sides added Changzhou and Shaoshan as two new air link cities between the PRC and Taiwan. The Company also established the Changzhou-Taipei route with two direct flights per week. In November 2015, the Company opened a new route, i.e. Huai'an-Taipei route. As the market is expanding for individual tourist, the Company aims to target its sales to these customers.

The Company believes that it will benefit from expanding its market share in Taiwan-mainland China direct flight services as Taiwan and mainland China continues to cooperate on expanding travel between them. However, as one of the several airlines offering Taiwan-mainland China direct flight services, the Company cannot assure you that it will maintain or will continue to be allocated sufficient Taiwan-mainland China routes or that the yields on these routes would be adequate to offset any material adverse effect on the Company's revenues derived from operating its Hong Kong and Taiwan routes.

The Company also competes with Air Macau on the Shanghai Pudong-Macau route. Air Macau's routes also provide an alternative to the Company's Hong Kong routes for passengers travelling between Taiwan and mainland China.

International

The Company competes with Air China, China Southern and many other well-established foreign carriers on its international routes. Most of its international competitors are very well-known international carriers and are substantially larger than the Company is and have substantially greater financial resources than the Company does. Many of its international competitors also have significantly longer operating histories and greater name recognition than the Company has. Some international passengers, who may perceive these airlines to be safer and provide better service than Chinese airlines in general, may prefer to travel on these airlines. In addition, many of the Company's international competitors have more extensive sales networks and utilise more developed reservation systems than the Company's, or engage in promotional activities, such as frequent flyer programmes, that may be more popular than the Company's and effectively enhance their ability to attract international passengers.

Air China operates the largest number of international routes among all Chinese airlines. Beijing, the hub of Air China's operations, is the destination for most international flights to China. The Company primarily competes with Air China, All Nippon Airways, Japan Airlines, and Spring Airlines on its passenger routes to Japan. On its Korean routes, the Company competes with China Southern, Air China and Asiana Airlines and Korean Air. The Company's principal competitors on its flights to Southeast Asia include Thai Airways International, Singapore Airlines, Malaysia Airlines, Air Asia and Vietnam Airlines. On its passenger flights to the United States, the Company's principal competitors include Delta Air Lines, United Airlines, American Airlines, Air China and Air Canada. On its European routes, the Company's competitors include Air China, the Air France-KLM Group, Virgin Atlantic Airways, British Airways, Lufthansa German Airlines and Alitalia. The Company competes with Air China, China Southern and Qantas on its Australian routes. The Company competes in the international market on the basis of price, service quality, frequency of scheduled flights and convenient sales arrangements.

To improve its competitive position in international markets, the Company has established additional dedicated overseas sales offices, launched its own frequent flyer programme, participated in "Asia Miles", a popular frequent flyer programme in Asia, and entered into code-sharing arrangements with a number of foreign airlines. The Company has also improved its online reservation and payment system. In addition, in June 2011, the Company joined SkyTeam, an international airlines alliance and frequent flyer mileage programme that includes, among others, international carriers such as Delta Air Lines, China Southern, Alitalia, Air France-KLM. In 2013, the Company implemented code-sharing programmes covering 242 routes with 11 SkyTeam member airlines. Please

see “Marketing and Sales – SkyTeam Alliance” for more details. In 2013, the Company also started code-sharing cooperation with seven non-SkyTeam member airlines, covering more than 150 routes, including Japan Airlines and Qantas. In 2015, in response to industry competition, the Company obtained additional air traffic rights and time slot resources in hub markets and core markets, steadily improved the aircraft utilisation rate and consolidated and expanded its market share in the three largest hubs and core markets. Leveraging on the SkyTeam platform, the Company enhanced its strategic cooperation with Delta Air Lines and cooperated with Air France-KLM and Qantas to develop a highly efficient and convenient flight network, which covers all of China and connects to the whole world. In 2016, the Company proactively promoted the establishment of transportation hubs with the opening of various international routes for long-haul flights and an enhanced coverage of its transportation network. With Shanghai as the core hub, the Company added six international routes for long-haul flights to its network, connecting Shanghai with Prague, Amsterdam, Madrid, St. Petersburg, Chicago and Brisbane. The Company provided more frequent flight services on routes connecting Shanghai with New York City, Los Angeles, Sydney and Melbourne. The Company added routes connecting Kunming with Sydney, Qingdao and San Francisco, Nanjing and Vancouver and Hangzhou and Sydney. Lastly, the Company stabilised the allocation of its flight capacities for Japan, Korea and Southeast Asia markets. As a result of these enhanced transit connection and expanded transit routes structures, in 2016, the Company experienced approximately 26.8 per cent., 63.8 per cent. and 43.1 per cent. year-on-year growth in passenger flight capacity for Europe, North America and Australia markets, respectively; and its inter-airline transit volume and revenue grew by 24.2 per cent. and 21.4 per cent., respectively. As at 30 June 2017, by connecting to the route networks of other SkyTeam member airlines, its flights had access to 1,074 destinations in 177 countries.

In 2017, the Company continued to deepen its strategic partnership with Delta Air Lines and Air France-KLM. The Company and Delta Air Lines further enhanced their transportation networks connecting China and the USA through code-sharing cooperation in 166 domestic routes in China and the USA. In addition, the Company and Air France-KLM have entered into a marketing agreement pursuant which the parties will strive to expand the China-Europe transportation network, thus providing passengers with more convenient, smoother travel options. Lastly, an overseas wholly-owned subsidiary of CEA Holding, together with Delta Air Lines, has each acquired 10 per cent. equity interest in Air France-KLM’s share capital, thereby forming an even closer long-term partnership among the Company, Delta Air Lines and Air France-KLM.

Capitalising on the cooperation platform of the SkyTeam, the Company has newly launched code-sharing cooperation with Air Europa Líneas Aéreas, S.A.U. from Spain and Czech Airlines. As at 30 June 2017, the Company had launched code-sharing cooperation for 709 routes with 14 SkyTeam members, and launched single check-in for transit passengers in 23 transit stations with 9 SkyTeam members. Meanwhile, the Company also continued to strengthen its cooperation with airlines which are not members of the SkyTeam. Due to its increasingly enhanced cooperation with Qantas in joint sales and ground services, and focusing around 69 routes, the Company and Qantas opened up their respective VIP lounges in the PRC and Australia to each other. Through cooperating with British Airways, Royal Brunei Airlines and China Express Airlines in code sharing, the Company optimised its transit connection at London Heathrow Airport and enhanced the level of coverage of its route network in Southeast Asia.

MAINTENANCE AND SAFETY

The rapid increase in air traffic volume in China in recent years has put pressure on many components of China’s airline industry, including air traffic control systems, the availability of qualified flight personnel and airport facilities. In recent years, the CAAC has placed increasing emphasis on the safety of airline operations in China and has implemented a number of measures aimed at improving the safety record of the airlines. The Company’s ability to provide safe air transportation in the future depends on the availability of qualified and experienced pilots in China and the improvement of maintenance services, national air traffic control and navigational systems and ground control operations at Chinese airports. The Company has a good safety record and regards the safety of its flights as one of the most important components of its operations.

Maintenance Capability

Through the Company's cooperation with service providers and ventures with other companies, the Company performs regular repair and maintenance checks on all of its aircraft, which include D1 checks, C checks and other maintenance services for certain aircraft and other flight equipment. The Company also performs certain maintenance services for other Chinese airlines. The Company's primary aircraft maintenance base is at Hongqiao International Airport in Shanghai. In 2011, the Company commenced use of a newly constructed wide-body aviation hangar at Hongqiao International Airport, which can accommodate the maintenance of two of its wide-body aircraft and one narrow-body aircraft. The Company has additional maintenance bases at Shanghai Pudong International Airport and some of its provincial hubs. The Company's maintenance staff in Shanghai supervises the operation of its regional maintenance facilities. The Company employed approximately 11,621 workers as maintenance and engineering personnel as at 31 December 2016. Some of its aircraft maintenance personnel have participated in the manufacturer training and support programmes sponsored by Airbus and Boeing. In order to enhance its maintenance capabilities and to reduce its maintenance costs, the Company has, over the past few years, acquired additional maintenance equipment, tools and fixtures and other assets, such as airborne testing and aircraft data recovery and analysis equipment. The Company's avionics equipment is primarily maintained and repaired at its electronic maintenance equipment centre located in Shanghai.

In 2015, Eastern Technology engaged in aircraft maintenance business, raised its standards for aircraft maintenance and construction management to facilitate the Company's centralised control over aircraft maintenance, and focused on high-end premium operations, such as sharing aviation equipment and providing maintenance services for aircraft for Chinese routes operated by international airlines. In 2016, other airlines such as Singapore Airlines, AirAsia and Royal Brunei Airlines became customers of Eastern Technology, whose area of operation expanded to locations including Xi'an, Jinan, Wuhan and Wuxi.

The Company has entered into a joint venture with Honeywell International Inc. ("Honeywell"), formerly Allied Signal Inc., in Shanghai for the purpose of performing maintenance and repairs on aircraft wheel assemblies and brakes. Since October 1997, the Company has operated a maintenance hangar at Hongqiao International Airport which has the capacity to house two wide-body aircraft. The Company and Rockwell Collins International Inc. of the United States have also co-established Collins Aviation Maintenance Service Shanghai Limited, which is primarily engaged in the provision of repair and maintenance services for avionics and aircraft in-flight entertainment facilities in China. As at the date of this Offering Circular, The Company and Rockwell Collins International Inc. hold 35 per cent. and 65 per cent., respectively, of the equity interests in the joint venture. Moreover, in November 2002, the Company, jointly with Aircraft Engineering Investment Limited, established Shanghai Eastern Aircraft Maintenance Limited, in which the Company holds 60 per cent. of the equity interests, as at the date of this Offering Circular, to provide supplemental avionics and other maintenance services to the Company. STA, which was established in 2004 by the Company and Singapore Technologies Aerospace Ltd. under a joint venture agreement dated 10 March 2003, also provides the Company with aircraft maintenance, repair and overhaul services. The Company entered into repair agreements for seven types of electronics materials with Honeywell.

Safety

The provision of safe and reliable air services for all of the Company's customers is one of its primary operational objectives. The Company implements uniform safety standards and safety-related training programmes in all operations. The Company's flight safety management division monitors and supervises the Company's flight safety. The Company has had a flight safety committee since the commencement of its business, comprised of members of its senior management, to formulate policies and implement routine safety checks at its Shanghai headquarters and all provincial hubs. The flight safety committee meets monthly to review the Company's overall operation safety record during the most recent quarter and to adopt measures to improve flight safety based upon these reviews. The Company has also implemented an employee incentive programme, using a system of monetary rewards and discipline, to encourage compliance with the CAAC safety standards and its safety procedures. The Company periodically evaluates the skills, experience and safety records of its pilots in order to maintain strict control over the quality of its pilot crews. In 2011, the Company was awarded the "Flight Safety Five-star Award"

by CAAC for its commitment to aviation and operations safety. The Company places great emphasis on ensuring aircraft safety operations. In 2015, the Company established an integrated management and control model by incorporating regional management, safety audit and safety supervision, and established the Management of Risk Control System (“MORCS”) to enhance safety risk prevention on an ongoing basis. Also in September 2015, the Company was granted the “Safe Flight Diamond Award”, the highest accolade for flight safety in the industry, by the CAAC.

The Company has issued work implementation plans that provided specific measures to address risks such as lightning strikes, hard aircraft landings and communication systems failures. In addition, the Company established the Nantong Airport training base to provide additional training programmes for its flight crews. Furthermore, the Company formulated the “Assessment and Remuneration Packages of Star-rating flight Crew Members”, which commenced star-rating assessment of all flight crew members in terms of flight safety, flight quality, discipline and provision of services.

The management of each of the Company’s provincial hub operations is responsible for the flight safety operations at the respective hub under the supervision of the Company’s flight safety management division. The Company prepares monthly safety bulletins detailing recent developments in safety practices and procedures and distributes them to each member of its flight crew, the maintenance department and the flight safety management department. The CAAC also requires the Company to prepare and submit semi-annual and annual flight safety reports.

The Company continued to strengthen its SMS. To do so, the Company has organised training for the administrators responsible for safety management of all operating units to enhance their understanding for the construction of SMS and laying the groundwork for SMS. The Company has also commenced the construction of the analytical network. The Company had a number of internal cooperation meetings, discussing the master framework, which carries the system. The Company also introduced the concept of safety indicators for operational progress, rendering safety management more comprehensible and continuously improved the risks database of the relevant routes and airports, strengthening the application of the different databases on the actual process of operation.

In 2017, the Company continued to facilitate the construction and application of the SMS and strictly implemented a risk management system. The Company put greater efforts in safety inspection and supervision as well as fulfilment of responsibilities in relation to safety enhancement. The Company enhanced its flight training management and commenced specialised training covering pilots’ management and transition to B777-300ER aircraft to reinforce the foundations of flight safety. The Company has also established a research institute for flight safety technology application to provide intellectual support for its ongoing safe operations.

Cyber-security

With respect to its internal policies on cyber-security and internet safety, the Company has established an information safety management system and issued internal regulations on cyber-security, internal hardware and data safety systems to prevent loss of information due to cyber-security incidents, network outages or hardware incidents. In 2015, the Company established a routine inspection system and a contingency mechanism for its reporting of external security breach of its website. The data loss prevention (DLP) project was implemented and the Company’s information security management system passed the ISO27000 certification. In 2016, the Company further improved its cyber-security by implementing security code review and security protection around the boundaries of its internet and data centre, optimised the multi-dimensional security protection system and elevated the overall security protection level on its information system.

In 2017, focusing on the “three centres in two locations” plan, the Company began construction of its Xi’an data centre and disaster backup facility, in order to construct a global-based security and servicing system. The Company implemented security protection around the boundaries of the internet and the data centre and optimised the multi-dimensional security protection system, which effectively defended against the WANNACRY ransomware virus. The Company also conducted information system emergency response training and security code review

through the code quality analytics platform, which systematically elevated the overall security protection level on the Company's information system.

As at the date of this Offering Circular, the Company did not experience any material cyber-security incidents or related losses, nor did the Company purchase any insurance for such incidents.

In the future, the Company also plans to implement measures relating to office environment information safety management, information system emergency management, information exchange tool management and information system access control, protection against malicious software and internal review and audit of information safety risks. Furthermore, the Company has entered into a strategic cooperation plan with the China Information Technology Security Evaluation Centre by which their trained engineers evaluate the Company's internal data security policies and cyber-security measures.

FUEL SUPPLIES

One of the Company's main operating expenses is aircraft fuel costs. The Company purchases a significant portion of the aviation fuel for its domestic routes from regional branches of the Civil Aviation Oil Supply Company. Fuel costs in China are affected by costs at domestic refineries and limitations in the transportation infrastructure, as well as by insufficient storage facilities for aviation fuel in certain regions of China. Fuel prices at six designated major airports in China, namely, the airports in Shanghai Pudong, Shanghai Hongqiao, Beijing, Guangzhou, Shenzhen and Tianjin, are set and adjusted once a month by the CAAC in accordance with prevailing fuel prices on the international market. For its international routes, the Company purchases a portion of its aviation fuel from foreign fuel suppliers located at the destinations of these routes, generally at international market prices.

In 2015, the Company's total aircraft fuel cost was RMB20,312 million, representing a decrease of 32.8 per cent. from RMB30,238 million in 2014, as a result of the decrease in the average fuel price. In 2015, the average price of fuel decreased by 39.9 per cent. compared to that of 2014.

In 2016, the Company's total aircraft fuel cost was RMB19,626 million, representing a decrease of 3.4 per cent. from RMB20,312 million in 2015. This decrease was primarily due to a decrease in average fuel price by 13.6 per cent. as compared with 2015, partially offset by an increase in the Company's volume of refuelling by 11.9 per cent. as compared with 2015.

For the six months ended 30 June 2017, the Company's total aircraft fuel cost was RMB12,139 million, representing an increase of 45.2 per cent. from the same period of 2016, mainly due to a year-on-year increase in the volume of refuelling of 5.1 per cent. for the Company, leading to an increase in aircraft fuel costs of RMB423 million. During this period, the average price of fuel increased by 38.2 per cent. and the aircraft fuel costs increased by RMB3,353 million.

The Company cannot provide assurance that fuel prices will not fluctuate in the future. Further, due to the highly competitive nature of the airline industry and government regulation on airfare pricing, the Company may be unable to fully or effectively pass on to its customers any increases in fuel costs in the future. However, the Company intends to continue to enhance its jet fuel procurement policies and developing additional internal cost-control measures, which include streamlining the number of aircraft models in its fleet and optimising route structures, which the Company believes will enable it to control its fuel costs.

GROUND FACILITIES AND SERVICES

The centre of the Company's operations is Shanghai, one of China's principal air transportation hubs. The Company's Shanghai operations are based at Hongqiao International Airport and Pudong International Airport. As at 31 December 2016, the Company also has operated from various other airports in China, including Yaoqiang Airport in Jinan, Lukou Airport in Nanjing, Liuting Airport in Qingdao, Luogang Airport in Hefei, Changbei Airport in Nanchang, Wushu Airport in Taiyuan, Zhengding Airport in Shijiazhuang, Lishe Airport in Ningbo, Tianhe Airport in Wuhan, Wujiaaba Airport in Kunming and Xianyang Airport in Xi'an. The Company owns hangars, aircraft parking and other airport service facilities at these airports, and also provides ground services in these

locations. The Company leases from CEA Holding certain buildings at Hongqiao International Airport where its principal executive offices are located.

The Company has its own ground services and other operational services, such as aircraft cleaning and refuelling and the handling of passengers and cargo for its operations at Hongqiao International Airport and Pudong International Airport. The Company also provides ground services for many other airlines operating to and from Hongqiao International Airport and Pudong International Airport. In-flight meals and other catering services for the Company's Shanghai-originated flights are provided primarily by Shanghai Eastern Air Catering Limited Liability Company, a joint venture company affiliated with CEA Holding. The Company generally contracts with local catering companies for flights originating from other airports.

The Company incurs certain airport usage fees and other charges for services performed by the airports from which the Company operates flights, such as air traffic control charges, take-off and landing fees, aircraft parking fees and fees payable in connection with the use of passenger waiting rooms and check-in counter space. At domestic airports, such fees are generally charged at rates prescribed by the CAAC, which are lower than rates generally in effect at airports outside China.

MARKETING AND SALES

Passenger Operations

The Company's marketing strategy with respect to passenger operations is primarily aimed at increasing its market share for all categories of air travellers. With respect to its Hong Kong and international routes, the Company is permitted to market its services on the basis of price. The Company has limited flexibility in setting its airfares for domestic routes and adjusting its domestic airfares in response to market demand. As part of its overall marketing strategy, the Company emphasises its commitment to safety and service quality, which the Company believes are critical components of its ability to compete successfully.

The Company has also adopted customised strategies to market its services to particular travellers. The Company seeks to establish long-term customer relationships with business entities that have significant air travel requirements. In order to attract and retain business travellers, the Company focuses on the frequency of flights between major business centres, the convenience of transit services and geographical coverage of its sales network. The Company launched its initial frequent flyer programme in 1998 and joined the "Asia Miles" frequent flyer programme in April 2001 to attract and retain travellers. In August 2003, the Company upgraded and rebranded its frequent flyer programme to "Eastern Miles" and introduced a series of new services, including, among others, instant registration of membership and mileage, online registration of mileage, and accumulation of mileage on expenses at certain hotels, restaurants and other service providers that are the Company's strategic partners. In 2004, the Company established its special services hotline "95530" call centre. As a result of the Company's continual efforts to develop the "Eastern Miles" programme, the number of members of the frequent flyer programme reached over 31.5 million as at 30 June 2017, increased by 14.8 per cent. compared to 31 December 2016. In light of the expansion of the national HSR network, the Company has cooperated with the Shanghai Railway Bureau to launch the "Air-Rail Pass Transportation" products. The Company's domestic and international flights together with its HSR products at Shanghai Hongqiao International Airport and Shanghai Pudong International Airport Co., Ltd., have formed an air-rail two-way transportation product, which has helped the Company to broaden its customer resources. In addition, in terms of customer resources, the Company has actively explored and expanded its customer base of high-end business travellers to accelerate the development of group clients. Lastly, the Company has fully promoted the expansion of Eastern Miles membership. In order to attract more members and to provide members with better experience in terms of diversity, comprehensiveness and flexibility, the Company has strengthened its cooperation with retail store owners by increasing the number of cooperative stores covering various industries such as financial services, hotel, car rental and health services.

In 2015, Eastern E-Commerce, a wholly-owned subsidiary of the Company, was established to focus on five major business segments, including operation of e-commerce platform, non-aviation points for frequent travellers, points mall and online floating market, digital marketing and integrated non-aviation products to explore

transformative resources, such as customers points and offline contact points. As part of the Company's research and development plans to develop 32 types of integrated products in ten categories, the Company launched seven types of travel-related services, such as pick-up services, valet parking and tourism services in 2015. The Company frequently updates its e-commerce platforms, namely its mobile application sales terminal and official website, to continuously bring in new service functions and improve customer experience.

In 2016, Eastern E-Commerce established an e-commerce platform by integrating the Company's online and offline platforms. Ticket returns, rebooking and upgrades via multiple channels, such as the Company's official website, mobile application and member website, were launched with success, and a total of 12 updates has been made to its mobile application. In addition, the Company actively developed cooperative opportunities in the area of non-aviation points and attracted 133 malls and 89 cooperative partners to participate in the sales of non-aviation points, thereby enriched the applications of aviation points and the variety of integrated products offered. As a result, in 2016, the Company recorded 106 per cent. and 505 per cent. year-on-year growth in its revenues from the sales of mileage points and integrated products, respectively.

In 2017, the Company continued to build on its e-commerce platform, under which internet access has become available in 67 long-haul wide-body aircraft, ranked at the top nationwide in terms of scale. The updates and replacements of mobile application, accelerated by introducing multiple new functions such as online pre-flight ordering of in-flight meals, self check-in and irregular flight enquiry, optimised the price enquiry and ticket return application modules on the Company's official website. The Company also further developed aviation contact resources and enriched the applications of aviation points and the variety of integrated products. For the six months ended 30 June 2017, the Company recorded a significant increase of nearly 200 per cent. in its revenue from the sales of aviation points and integrated products, respectively, as compared to the same period last year.

The Company's advertising, marketing and other promotional activities include the use of radio, television and print advertisements. The Company plans to continue to use advertising and promotional campaigns to increase sales on new routes and competitive routes.

Ticket Booking Systems

In 2002 and again in 2012, the Company upgraded its online ticket booking and payment system to facilitate customer purchases of tickets via the Internet. In 2012, the Company also expedited the construction of nine overseas websites in a variety of languages. As at 30 June 2017, the Company's global website covers North America, Australia, Europe and Asia Pacific. The Company continues to encourage its customers to book and purchase tickets via the Internet by initiating various promotional campaigns and upgrading and expanding the services offered by its online sales system. In 2016, the Company introduced the English version of "China Eastern Mobile E" to its customers. In addition, the Company introduced "M Website", a website portal that provides mobile flight booking, flight status and online checking services, and applied several third-party payment platforms to its ticket booking system.

The Company also increased the success rate of website payment. As at 30 June 2017, work regarding the international unified payment channel achieved a success rate of 85.93 per cent. and is still being optimised.

In addition, the Company updated the ability for sale activities and self-service. As at the date of this Offering Circular, sale activities via the CEA official website and the mobile platforms (except limited time special discount during weekend nights) amounted to an accumulated amount of RMB799.11 million, which accounted for 31.02 per cent. of the total sale via website. As at 30 June 2017, mobile and web check-in had been implemented to support up to 195 cities domestically and abroad, covering most of the Company's navigation points.

The Company also maintains an extensive domestic network of sales agents and representatives in order to assist customers and promote in-person ticket sales. The majority of the Company's airline tickets are sold by domestic and international sales agents who have contractual relationships with it. As at 31 December 2016, the Company's direct domestic ticket sales are handled primarily through employees based at its ticket counters located in airports such as Hongqiao International Airport and Pudong International Airport in Shanghai and in Anhui, Zhejiang, Shandong and Yunnan provinces, as well as in airports in Beijing, Chengdu, Fuzhou, Guangzhou,

Hangzhou, Shenzhen, Xiamen and Yantai. Direct sales are also promoted through the availability of the Company's telephone reservation and confirmation services. In addition to its domestic sales agents located in various cities in mainland China, Hong Kong, Macau and Taiwan, the Company maintained more than 50 overseas sales or representative offices worldwide as at 31 December 2016, including: (i) North American locations such as Honolulu, Los Angeles, New York, San Francisco and Vancouver; (ii) European and Middle Eastern locations such as Frankfurt, Hamburg, London, Moscow, Paris, Rome, Madrid, Brussels and Munich; (iii) Asia-Pacific locations such as Seoul, Tokyo, Osaka, Nagoya, Fukuoka, Hiroshima, Sapporo, Niigata, Fukushima, Okinawa, Shizuoka, Kanazawa, Toyama, Nagasaki, Kagoshima, Okayama, Matsuyama, Singapore, Bangkok, Phuket, New Delhi, Kolkata, Kuala Lumpur, Ho Chi Minh, Bali, Dubai, Dhaka, Phnom Penh, Siem Reap, Vientiane, Yangon, Mandalay, Kathmandu and Maldives; and (iv) Australian locations such as Melbourne and Sydney.

As at 1 June 2008, the Company stopped issuing paper tickets for air travel in accordance with a mandate from the IATA. The IATA represents approximately 240 airlines and comprises approximately 84 per cent. of scheduled international air traffic. As a result, the Company now issues electronic itineraries and receipts as well as electronic tickets to its passengers. The Company believes the transition to 100 per cent. electronic ticketing will decrease administrative costs and increase flexibility and travel options for passengers in addition to benefiting the environment through the reduced need for paper. All of the Company's direct passenger ticket sales are recorded on its computer systems. Most Chinese airlines, including the Company, are required to use the passenger reservation service system provided by the CAAC's computer information management centre, which is linked with the computer systems of major Chinese commercial airlines. The Company has also entered into membership agreements with several international reservation systems, including ABACUS, the largest computer reservation system in southeast Asia, TOPAS of Korea, SABRE, GALILEO and WORLDSPAN of the United States, AMADEUS of Europe, INFINI and AXESS of Japan and Sirena-Travel of Russia, which have made it easier for customers and sales agents to make reservations and purchase tickets for the Company's international flights.

SkyTeam Alliance

The Company officially joined SkyTeam, an international airlines alliance and frequent flyer mileage programme that includes international carriers such as, among others, Delta Air Lines, China Southern, Alitalia, Air France-KLM, on 21 June 2011. As at the end of 2015, the Company has entered into frequent flyer and airport lounges agreements with 20 SkyTeam member airlines and implemented code-sharing programmes covering 670 routes with SkyTeam member airlines, as well as 336 routes with non-SkyTeam member airlines, which has further broadened the coverage of the Company's route network. As at the end of 2016, the Company implemented code-sharing programmes with 12 SkyTeam member airlines and the number of code-sharing routes with non-SkyTeam member airlines increased by 52 per cent. as compared to 2015. The Company also cooperated with nine SkyTeam member airlines including Delta Air Lines, Air France-KLM, China Southern, Alitalia, Garuda Indonesia and Iberia in joint check-ins for 21 transit points.

Capitalised on the cooperation platform of the SkyTeam, the Company has newly launched code-sharing cooperation with Air Europa Líneas Aéreas, S.A.U. from Spain and Czech Airlines a.s. For the six months ended 30 June 2017, the Company commenced to launch code-sharing cooperation for 709 routes with 14 SkyTeam members, and launched single check-in for transit passengers in 23 transit stations with nine SkyTeam members.

By connecting to the route networks of other SkyTeam member airlines, the Company is able to offer its passengers seamless transit to 1,074 destinations in 177 countries under a single plane ticket with direct luggage services as at 30 June 2017. Passengers may also enjoy the comfort of approximately 672 VIP airport lounges of SkyTeam around the world. The Company believes this will be another benefit for its passengers, as they will be afforded additional flight options and frequent flyer mileage benefits through the Company's SkyTeam partners. In addition, the Company will benefit from possible code-sharing, cooperative flight options, reduced costs and increased alliance-related marketing and promotion overseas.

Cargo Operations and Logistic Services

The Company maintains a network of cargo sales agents domestically and internationally. The Company and

its cooperative partners in its cargo operations have established domestic cargo sales offices in Beijing, Shanghai, Xiamen and other major transportation hubs in China, and international cargo sales offices in various locations in the U.S., Europe and the Asia-Pacific Region. In 2005, the Company established its northern China, southern China, southeastern China and overseas sales management centres to improve coordination among its sales offices.

In response to the deteriorating aviation freight transportation market condition, the Company adopted measures such as surrendering and suspending freights, as well as reducing freight fleet scale significantly. It also adjusted its route network in order to stabilise its share in core markets. The Company fully pushed forward its transformation by developing value-added businesses such as logistics and freight expressway e-commerce. In respect of logistics business, the Company established six major logistics project teams for areas such as large-scale corporate projects, medical biotechnology and aviation equipment based on product positioning. It also visited major customers to proactively explore demand for logistics. The development of brand customers and direct selling cooperation projects for major clients provided logistics solutions to large and medium enterprises. In respect of freight expressway e-commerce, the commencement of eaemall.com official website can utilise the advantages in network and centralised purchasing of Eastern Airlines. Combined with its freight expressway delivery network, Eastern Airlines is able to provide fresh and direct supply of “from the origins to dining table.” The Company’s subsidiary, Shanghai Eastern Airlines Express Delivery Company Limited, officially commenced operation of cross-border e-commerce in 2013 in the Shanghai Free Trade Zone.

In 2016, due to factors including the slowdown in the growth rate of the total world trade volume and fierce market competition, the air cargo transportation industry had relatively underperformed. As a result, Eastern Logistics has not fully accomplished the goal of its transformation. In particular, China Cargo Airlines, a subsidiary of Eastern Logistics, suffered cumulative losses during the period from 2011 to 2015. In order to further improve the Company’s operational performance, focus relevant resources on its air passenger transportation business, collect receivables and lower capital risks, the Company has transferred its 100 per cent. equity interest in Eastern Logistics to Eastern Airlines Industry Investment on 8 February 2017.

The Company explored with full efforts the potential of bellyhold through the introduction of localised products, cargo-flight projects, removal of routes with “0 and low” income, international return flight expansion projects, implementation of the reward and punish system which increases volume and income, strengthening of monitoring of external sites and the addition of “newly added” customers, the Company consolidated the output of external sites and transformation units in 2016, resulting in an increase of 2.8 per cent. of bellyhold compared to the same period the previous year.

TOURISM AND TRAVEL SERVICES AND ANCILLARY ACTIVITIES

Tourism and Travel Services

With its subsidiary, Shanghai Airlines, the Company derives revenue from tourism and travel services through Shanghai Airlines Tours, which provides various business and leisure travel services, including inbound, outbound and domestic travel, conference and exhibition planning, flight chartering and plane ticket reservation, tour bus and hotel reservation and other related services. Shanghai Airlines Tours is a member of the China Association of Travel Services and Shanghai Association of Tourism (International and Domestic Travel Services divisions), as well as a member of Shanghai Association of Quality, and has been admitted into many international travel organisations including the IATA. Shanghai Airlines Tours has won several awards as a travel services provider, as well as awards and honours for its professional staff and vacation package offerings.

The Company also derives revenues from the provision of airport ground services for airlines operating to or from Hongqiao International Airport and Pudong International Airport, including aircraft cleaning, loading, unloading, storage and ground transportation of cargo and passenger luggage. At present, the Company is the principal provider of these services at Hongqiao International Airport and Pudong International Airport. The Company provides these services to foreign carriers generally pursuant to one-year renewable contracts. Revenue generated from the Company’s airport ground services and cargo handling and processing services increased from RMB3,296 million in 2015 to RMB3,644 million in 2016. For the six months ended 30 June 2017, the Company

generated net revenues of approximately RMB770 million from its airport ground services and cargo handling and processing services.

Ancillary Activities

The Company has other ancillary activities, including investments in other industrial projects and provides consulting services under Shanghai Eastern Airlines Investment Co., Ltd. Along with CEA Holding, the Company also established China Eastern Real Estate Investment Co., Ltd., which is primarily engaged in the real estate business, including the development and sale of commercial premises and property leasing in Shanghai, China.

PATENTS AND TRADEMARKS

The Company owns or has obtained licences to use various domestic and foreign patents, patent applications and trademarks related to its business. Whilst patents, patent applications and trademarks are important to its competitive position, no single one is material to the Company as a whole.

The Company owns various trademarks related to its business. The most important trademark is the service trademark of China Eastern Airlines Corporation Limited. All of the Company's trademarks are registered in China. As at 31 December 2016, the Company owned or had obtained licenses to use 68 trademarks.

INSURANCE

The CAAC purchases fleet insurance from PICC Property and Casualty Company Limited ("PICC"), and China Pacific Property Insurance Company Ltd., on behalf of all Chinese airlines. PICC has reinsured a substantial portion of its aircraft insurance business through Lloyd's of London. The fleet insurance is subject to certain deductibles. The premium payable in connection with the insurance is allocated among all Chinese airlines based on the aircraft owned or leased by these airlines. Under the relevant PRC laws, the maximum civil liability of Chinese airlines for injuries to passengers travelling on domestic flights has been increased to RMB400,000 per passenger in March 2006, for which the Company also purchases insurance. As at 31 July 2006, the Convention for the Unification of Certain Rules for International Carriage by Air of 1999, or the Montreal Convention, became effective in China. Under the Montreal Convention being amended in 2014, carriers of international flights are strictly liable for proven damages up to 113,000 Special Drawing Rights and, beyond that, carriers are only able to exclude liability if they can prove that the damage was not due to negligence or other wrongful act of the carrier (and its agents) or if the damage solely arose from the negligence or other wrongful act of a third party. The Company believes that it maintains adequate insurance coverage for the civil liability that can be imposed due to injuries to passengers under Chinese law, the Montreal Convention and any other agreement that the Company is subject to. The Company also maintains engine all risk and aircraft legal liability insurance, including operator liability insurance and third-party liability insurance, of the types and in amounts customary for Chinese airlines. Please see "Risk Factors — Risks Relating to the Company — The Company's insurance coverage and costs have increased substantially, and could have an adverse effect on its operations" for more information on the Company's insurance coverage.

PROPERTY, PLANT AND EQUIPMENT

Fleet

As at 30 June 2017, the Company operated a fleet of 593 aircraft, including 583 passenger aircraft, most of which have a seating capacity of over 100 seats, and 10 business aircraft held under trust. In 2016, the Company introduced 72 aircraft of various models, including A321, A320, A319, B737 and B777 series. With the complete retirement of EMB145 and B737-300 Series aircraft, the variety of aircraft models of the Company's fleet has been further streamlined and the fleet structure has been made younger. On 28 April 2016, the Company entered into a purchase agreement with Boeing Company to purchase 15 B787-9 aircraft, which are expected to be delivered to the Company in stages from 2018 to 2021. On the same day, the Company also entered into a purchase agreement with Airbus SAS to purchase 20 Airbus A350-900 Series aircraft, which are expected to be delivered to the Company in stages from 2018 to 2022. On 14 August 2015, the Company also entered into a purchase agreement with Airbus

SAS to purchase 15 new Airbus A330 Series aircraft, which are expected to be delivered to the Company in stages from 2017 to 2018. The Company plans to continue to expand its scale in the future and to adjust and optimize its route network, thereby increasing the Company's competitiveness and ability to create more attractive products and services to meet the needs of the market.

Existing Fleet

The following tables set forth the details of the Company's fleet as at 30 June 2017:

| No. | Model | Self-owned | Under finance lease | Under operating lease | Subtotal | Average fleet age (Years) |
|---|------------|------------|---------------------|-----------------------|------------|---------------------------|
| Total number of passenger aircraft | | 222 | 234 | 127 | 583 | 5.53 |
| Wide-body aircraft . | | 28 | 41 | 10 | 79 | 5.61 |
| 1 | B777-300ER | 9 | 10 | — | 19 | 1.47 |
| 2 | A330-300 | 1 | 13 | 7 | 21 | 7.64 |
| 3 | A330-200 | 12 | 18 | 3 | 33 | 4.78 |
| 4 | B767 | 6 | — | — | 6 | 16.22 |
| Narrow-body aircraft | | 194 | 193 | 117 | 504 | 5.51 |
| 5 | A321 | 34 | 36 | — | 70 | 4.34 |
| 6 | A320 | 75 | 56 | 40 | 171 | 6.87 |
| 7 | A319 | 10 | 23 | 3 | 36 | 4.58 |
| 8 | B737-800 | 38 | 60 | 72 | 170 | 3.95 |
| 9 | B737-700 | 37 | 18 | 2 | 57 | 8.14 |
| Total number of business aircraft held under trust | | | | | 10 | |
| Total | | | | | 593 | |

The table below sets forth the daily average utilisation rates of its jet passenger aircraft for each of the years ended 31 December 2015:

| | 2015 (in hours) |
|---|----------------------------------|
| Wide-body | |
| B777-300ER | 14.0 |
| B767 | 8.5 |
| A330-300 | 9.1 |
| A330-200 | 13.5 |
| Narrow-body | |
| A321 | 9.2 |
| A320 | 10.0 |
| A319 | 9.6 |
| B737-800 | 10.1 |
| B737-700 | 9.2 |
| B737-300 | 6.6 |
| Total Passenger Aircraft Average | 10.0 |

| | |
|--|-------------|
| Cargo Aircraft: | |
| B747-400F | 11.8 |
| B777F | 13.7 |
| Total Cargo Aircraft average | 13.1 |
| Total number of passenger aircraft and freighters average | 10.0 |

The table below sets forth the daily average utilisation rate of the Company's jet passenger aircraft for the year ended 31 December 2016 and the six months ended 30 June 2017:

| | Year ended 31 December 2016 | Six months ended 30 June 2017 |
|--|--|--|
| | (in hours) | (in hours) |
| Wide-body | | |
| B777-300ER | 13.1 | 14.3 |
| B767 | 8.8 | 7.8 |
| A330-300 | 8.9 | 9.0 |
| A330-200 | 13.5 | 13.6 |
| Narrow-body | | |
| A321 | 9.1 | 9.2 |
| A320 | 9.8 | 9.9 |
| A319 | 9.5 | 9.8 |
| B737-800 | 9.4 | 9.3 |
| B737-700 | 7.8 | 8.0 |
| Total Passenger Aircraft average | 9.7 | 9.7 |
| Cargo Aircraft: | | |
| B747-400F | 11.2 | — |
| B777F | 13.1 | — |
| Total Cargo Aircraft average | 12.5 | — |
| Total number of passenger and freight average | 9.7 | — |

Most of the Company's jet passenger aircraft are manufactured by either Airbus or Boeing. The Company mainly introduces long-haul Boeing B777 Series aircraft in trans-Pacific routes, mid-to-long-haul Airbus A330 Series aircraft in China-Europe routes, China-Australia and domestic business routes. The Company also introduces Airbus A320 Series aircraft and Boeing B737 Series aircraft in domestic routes and international routes to surrounding countries and regions. In 2018, the Company plans to introduce the long-haul wide body Airbus A350-900 aircraft and Boeing B787-9 aircraft, the latest developed aircraft by Airbus and Boeing, respectively.

Future Fleet Development

The Company's aircraft acquisition programme focuses on aircraft that will modernise and rationalise its fleet to better meet the anticipated requirements of its route structure, taking into account aircraft size and fuel efficiency. The Company's aircraft acquisition programme, however, is subject to the approval of the CAAC and the NDRC. The Company's fleet in the future will mainly comprises of models such as B777 Series for long haul, A330 Series for long-and-medium haul, and A320 Series and B737NG Series for medium-and-short haul. Older aircraft models of high energy-consumption will be surrendered as appropriate.

As at 30 June 2017, details of the introduction and retirement plan of the Company's aircraft are as follows:

| Model | Second Half of 2017 | | 2018 | | 2019 | |
|---------------------------------------|---------------------|------------|--------------|------------|--------------|------------|
| | Introduction | Retirement | Introduction | Retirement | Introduction | Retirement |
| Wide-body aircraft | 5 | 2 | 14 | 14 | 11 | — |
| B777 Series . . | 1 | — | — | — | — | — |
| A330 Series . . | 4 | — | 8 | 10 | — | — |
| A350 Series . . | — | — | 2 | — | 5 | — |
| B787 Series . . | — | — | 4 | — | 6 | — |
| B767 Series . . | — | 2 | — | 4 | — | — |
| Narrow-body aircraft | 45 | 4 | 53 | 1 | 63 | — |
| A320 Series . . | 15 | 1 | 16 | — | 25 | — |
| B737 Series . . | 30 | 3 | 37 | 1 | 38 | — |
| Total | 20 | 6 | 67 | 15 | 74 | — |

Notes:

- (1) As at 30 June 2017, according to confirmed orders, the Company planned to introduce 72 aircraft and retire 26 aircraft between 2020 and 2022.
- (2) The abovementioned models, quantity and timing for the introduction and retirement of aircraft will be subject to adjustment based on market conditions and flight capacity allocation of the Company.

The actual quantity and time of the introduction and retirement of any of these aircraft or any additional aircraft may depend on such factors as general economic conditions, the levels of prevailing interest rates, foreign exchange rates, the level of inflation, credit conditions in the domestic and international markets, conditions in the aviation industry in China and globally, the Company's financial condition and results of operations, its financing requirements, and the terms of any financing arrangements, such as finance leases, and other capital requirements. The Company believes that its aircraft acquisition plan will help the Company accomplish its expansion plans while maintaining an efficient fleet and ensuring alternative sources of supply.

Fleet Financing Arrangements

The Company generally acquires aircraft through either long-term capital leases or operating leases. Under the terms of most capital leases, the Company generally is obligated to make lease payments that finance most of the purchase price of the aircraft over the lease term. Upon the expiration of the lease term, the Company must either purchase the aircraft at a specified price or pay any amount by which such price exceeds the proceeds from the disposition of the aircraft to third parties. Alternatively, some capital leases provide for ownership of the aircraft to pass to the Company upon satisfaction of the final lease payment. Under capital leases, aircraft are generally leased for approximately the entirety of their estimated working life, and the leases are either non-cancellable or cancellable only on a payment of a major penalty by the lessee. As a result, the Company bears substantially all of the economic risks and rewards of ownership of the aircraft held under capital leases. Operating leases, however, are customarily cancellable by the lessee on short notice and without major penalty. Leases in which a significant portion of the risks and rewards of ownership are retained by the lessor are classified as operating leases.

OPERATING FACILITIES

The Company (including subsidiaries and branches) had operations on 661 parcels of land, occupying a total area of approximately 3.6 million square metres, as at 31 December 2016. In addition, as at 31 December 2016, the Company (including subsidiaries and branches) owned approximately 2,204 buildings with a total gross floor area of approximately 1.3 million square metres.

The Company and its major subsidiaries have obtained the land use rights certificates and building ownership certificates for certain parcels of land and buildings, and, for the six months ended 30 June 2017, were in the process of applying for the certificates with respect to the remaining parcels and buildings.

The Company also strives to revitalise and reallocate its land use right and building ownership resources. For the six months ended 30 June 2017, the Company's Board considered and approved the proposal with regard to the change to the plan for handling the Target Land and Buildings in the eastern district of the Shanghai Hongqiao International Airport, pursuant to which it was agreed that the transferee shall be changed from CEA Holding to its wholly-owned subsidiary, Eastern Investment. Such transaction will not only enable the Company to garner net proceeds of RMB808.0 million arising from the land use transfer and the corresponding compensation, but also help the Company to reasonably avoid idleness and waste of land. The Company's plan resonates very well with the Shanghai government's overall planning for the eastern district of Hongqiao. The Company believes that its reputation and image will be enhanced in the capital market through the said transaction.

TRANSACTIONS WITH RELATED PARTIES

The Company has, from time to time, entered into transactions with its related parties including its affiliated companies. See Note 47 to the audited consolidated financial statements of the Company for the year ended 31 December 2015 and 2016 and Note 22 to the unaudited consolidated financial statements of the Company for the six months ended 30 June 2017 which are included elsewhere in this Offering Circular.

The Company believes that each of its related party transactions was entered into in the ordinary course of business and on arm's length basis in the Company's interest and the interest of its shareholders.

DIRECTORS AND MANAGEMENT

DIRECTORS AND SENIOR MANAGEMENT

The following table sets forth certain information concerning the Issuer's current Directors, supervisors and senior management members. Except as disclosed below, none of the Issuer's Directors, supervisors or members of its senior management was selected or chosen as a result of any arrangement or understanding with any major shareholders, customers, suppliers or others. There is no family relationship between any Director, supervisor or senior management member and any other Director, supervisor or senior management member of the Issuer.

| Name | Age | Shares Owned ⁽¹⁾ | Position |
|---------------|-----|-----------------------------|--|
| Liu Shaoyong | 59 | | Chairman of the Board of Directors |
| Ma Xulun | 53 | | President and Vice Chairman |
| Li Yangmin | 54 | 3,960 A Shares | Director and Vice President |
| Xu Zhao | 49 | | Director |
| Gu Jiadan | 61 | | Director |
| Tang Bing | 51 | | Director and Vice President |
| Tian Liuwen | 58 | | Director and Vice President |
| Li Ruoshan | 69 | | Independent Non-executive Director |
| Ma Weihua | 69 | | Independent Non-executive Director |
| Shao Ruiqing | 60 | | Independent Non-executive Director |
| Cai Hongping | 63 | | Independent Non-executive Director |
| Xi Sheng | 55 | | Chairman of the Supervisory Committee |
| Ba Shengji | 60 | | Supervisor |
| Hu Jidong | 59 | | Supervisor |
| Feng Jinxiong | 55 | | Supervisor |
| Jia Shaojun | 50 | | Supervisor |
| Wu Yongliang | 54 | 3,960 A Shares | Vice President and Chief Financial Officer |
| Feng Liang | 53 | | Vice President |
| Jiang Jiang | 53 | | Vice President |
| Feng Dehua | 52 | | Vice President |
| Wang Jian | 44 | | Board Secretary and Company Secretary |

Note:

(1) As at 30 June 2017.

Brief biographical details in respect of each of the Directors, supervisors and senior management members of the Issuer are as follows:

DIRECTORS

Mr. Liu Shaoyong, is currently the Chairman of the Issuer and Chairman and party secretary of CEA Holding. Mr. Liu joined the civil aviation industry in 1978 and was appointed as vice president of China General Aviation Corporation, deputy director of Shanxi Provincial Civil Aviation Administration of the PRC, general manager of the Shanxi Branch of the Issuer, and director general of Flight Standard Department of CAAC. Mr. Liu served as President of the Issuer from December 2000 to October 2002, vice minister of the CAAC from October 2002 to August 2004, president of China Southern Air Holding Company from August 2004 to December 2008, chairman of China Southern. from November 2004 to December 2008. Mr. Liu served as president and vice party secretary of CEA Holding from December 2008 to December 2016, and became the Chairman of the Issuer since February 2009. He served as the Chairman and party secretary of CEA Holding since December 2016. Mr. Liu is also currently the council member of International Air Transport Association and the council member of Association for Relations Across the Taiwan Straits. Mr. Liu graduated from the China Civil Aviation Flight College and obtained an Executive Master of Business Administration degree from Tsinghua University. Mr. Liu holds the title of commanding pilot.

Mr. Ma Xulun, is currently the vice chairman and president of the Issuer, director, and vice party secretary of CEA Holding. Mr. Ma was previously vice president of China Commodities Storing and Transportation Corporation, deputy director general of the Finance Department of the CAAC and vice president of Air China. In 2002, after the restructuring of civil aviation industry he was appointed as vice president of general affairs of Air China. Mr. Ma served as president and deputy party secretary of Air China from September 2004 to January 2007. Mr. Ma became a party member of China National Aviation Holding Company from December 2004 to December 2008, and deputy general manager of China National Aviation Holding Company from January 2007 to December 2008. In December 2008, Mr. Ma was appointed as president and deputy party secretary of the Issuer and deputy party secretary of CEA Holding. Since February 2009, Mr. Ma has become a Director of the Issuer. Mr. Ma served as vice president of the Issuer with effect from November 2011. He served as party secretary of CEA Holding from November 2011 to December 2016. He served as director, president and vice party secretary of CEA Holding with effect from December 2016. Mr. Ma is also currently the vice president of Association of Shanghai Listed Companies. Mr. Ma graduated from Shanxi University of Finance and Economics and Huazhong University of Science and Technology. Mr. Ma holds a master's degree and is a PRC certified accountant.

Mr. Li Yangmin, is currently a Director, party secretary and vice president of the Issuer, and vice party secretary and vice president of CEA Holding. Mr. Li joined the civil aviation industry in 1985. He was previously deputy general manager of the aircraft maintenance base and the manager of air route department of Northwest Company, general manager of the aircraft maintenance base of China Eastern Air Northwest Branch Company and vice president of China Eastern Air Northwest Branch Company. Since October 2005, he has also been a vice president of the Issuer. Since July 2010, he served as the Chairman of China Eastern Airlines Yunnan Co., Limited. He served as Safety Director of the Issuer from July 2010 to December 2012. He has become a party member of CEA Holding since May 2011. He was appointed the party secretary and Director of the Issuer with effect from June 2011. He served as the chairman of China Cargo Airlines. from February 2012 to January 2013. He served as the executive director of Eastern Airlines Logistics Co., Limited from December 2012 to June 2016. Since August 2016, he served as vice party secretary and vice president of CEA Holding. Mr. Li also served as a director of TravelSky Technology Limited and chairman of China Aviation Supplies Co., Limited. Mr. Li graduated from the Civil Aviation University of China and Northwestern Polytechnical University with master's degrees and obtained an Executive Master of Business Administration degree from Fudan University. He is also a qualified professor-level senior engineer.

Mr. Xu Zhao, is currently a Director of the Issuer, and the chief accountant of CEA Holding. Mr. Xu served as engineer and accountant of Dongfeng Motor Group Company Limited, manager of the finance department of Shanghai Yanhua High Technology Limited Company, and chief financial officer of Shaanxi Heavy Duty Automobile Co., Limited. Since November 2006, Mr. Xu has served as the chief accountant of CEA Holding. He was a Supervisor of the Issuer from June 2007 to November 2011. He has served as a Director of the Issuer since June 2012. Mr. Xu graduated from Chongqing University, majoring in moulding, and The Chinese University

of Hong Kong, majoring in accounting, and holds a master's degree. Mr. Xu is qualified as an engineer and an accountant, and is a certified public accountant in the PRC.

Mr. Gu Jiadan, is currently a Director of the Issuer. Mr. Gu was the assistant to president, and the general manager of the commerce department and the party secretary of Shanghai Airlines. From May 2005 to August 2009, he was a party member and vice president of Shanghai Airlines Co., Limited. From August 2009 to January 2010, he was the acting president of Shanghai Airlines. From January 2010 to July 2011, he was vice president and a party member of CEA Holding and the party secretary of Shanghai Airlines Co., Limited. Mr. Gu has served as the vice president and a party member of CEA Holding from July 2011 to December 2016. He was appointed as a Director of the Issuer with effect from June 2012. Mr. Gu Jiadan holds a master's degree and is a senior economist.

Mr. Tang Bing, is currently a Director, vice president of the Issuer, vice president and party member of CEA Holding. Mr. Tang joined the civil aviation industry in 1993. He served as vice executive president (general manager representing Chinese shareholder) of MTU Maintenance Zhuhai Co., Limited., office director of China Southern Airlines Holding Company and president of Chongqing Airlines Company Limited. From December 2007 to May 2009, he served as chief engineer and general manager of the Aircraft Engineering Department of China Southern. From May 2009 to December 2009, he was appointed as president of the Beijing Branch of the Issuer and was the president of Shanghai Airlines from January 2010 to December 2011. He served as the chairman of Shanghai Airlines since January 2012 and a Vice President of the Issuer since February 2010, and was appointed a party member of CEA Holding in May 2011 and a Director of the Issuer in June 2012. Since December 2016, he served as the vice president of CEA Holding. Mr. Tang graduated from Nanjing University of Aeronautics and Astronautics majoring in electrical technology. He obtained a Master of Business Administration degree from the Administration Institute of Sun Yat-sen University, an Executive Master of Business Administration degree from the School of Economics and Management of Tsinghua University and a doctoral degree in national economics from the Graduate School of Chinese Academy of Social Sciences. He is also a qualified senior engineer.

Mr. Tian Liuwen, is currently a Director, vice president of the Issuer and vice president and a party member of CEA Holding. Mr. Tian served as manager of the Beijing Sales Department under the Marketing and Sales Division of China General Aviation Corporation. He was also the head of the general manager office and chairman of the labour union and deputy general manager of the Shanxi Branch of the Issuer. From June 2002 to January 2008, he was the vice president and subsequently president of the Hebei Branch of the Issuer. From April 2005 to January 2008, he was the president of the Beijing Base of the Issuer. He served as general manager of China Eastern Airlines Jiangsu Co., from January 2008 to December 2011. Since December 2011, he has been the vice president of the Issuer. From December 2011 to June 2013, he was the president of Shanghai Airlines. Since June 2014, he has been a party member of CEA Holding. Since June 2015, he has been a Director of the Issuer. Since December 2016, he served as the vice president of CEA Holding. Mr. Tian obtained an Executive Master of Business Administration degree from Nanjing University and is qualified as senior economist.

Mr. Li Ruoshan, is currently an independent non-executive Director of the Issuer. Mr. Li was a deputy dean of the School of Economics and a deputy director of the Accounting Department of the School of Economics of Xiamen University; and a deputy dean of the School of Management, director of the Accounting Department, director of the Financial department of Fudan University, a member of the Consultant Professional Committee for Listed Companies of the Shanghai Stock Exchange and a consultant professional of the Committee for Accounting Standards of the Ministry of Finance. Mr. Li is currently a professor and PhD supervisor of the Accounting Department of the School of Management of Fudan University. He is also the vice president of the Shanghai Accounting Society and Shanghai Auditing Society. In 2001, Mr. Li was awarded the "The Best 10 Independent Directors in China" by the Shanghai Stock Exchange. Mr. Li graduated from Xiamen University, majoring in accounting and obtained the first doctoral degree in auditing in China. He further studied abroad in the Katholieke Universiteit Leuven in Belgium and the Massachusetts Institute of Technology in the United States.

Mr. Ma Weihua, is currently an independent non-executive Director of the Issuer. Mr. Ma is currently a member of the Twelfth National Committee of the Chinese People's Political Consultative Conference, the director-general of Council of National Fund for Technology Transfer and Commercialization, a member of the Standing Council of China Society for Finance and Banking. Mr. Ma is currently an independent director of China

World Trade Centre Co., Limited, Postal Savings Bank of China Co., Limited and Legend Holdings Corporation at the same time and the Chairman of the board of supervisors of Taikang Life Insurance Co., Limited. Mr. Ma served as an executive director, president and chief executive officer of China Merchants Bank Co., Limited, the chairman of Wing Lung Bank Limited in Hong Kong, the chairman of CIGNA & CMC Life Insurance Company Limited and the chairman of China Merchants Fund Management Co., Limited. Mr. Ma obtained a doctorate degree in economics and is an adjunct professor at several higher educational institutions including Peking University and Tsinghua University.

Mr. Shao Ruiqing, is currently an independent non-executive Director of the Issuer. Mr. Shao currently serves as a professor in accounting and a mentor to doctoral students at the Shanghai Lixin University of Commerce. He served as the deputy dean and dean of the School of Economics and Management of Shanghai Maritime University, the deputy dean of Shanghai Lixin University of Commerce and the independent director of China Shipping Haisheng Co., Limited., and SAIC Motor Corp Limited. Mr. Shao served as an independent non-executive Director of the Issuer from June 2010 to April 2014. Mr. Shao was awarded the special allowance by the State Council of the PRC in 1995. He is currently a consultative committee member of the Ministry of Transport, as an expert in finance and accounting and the deputy head of China Association of Communications Accountancy. Mr. Shao graduated from Shanghai Maritime University, Shanghai University of Finance and Economics and Tongji University with a bachelor's degree in economics, and master's and doctoral degrees in management. Mr. Shao has spent two and a half years studying and being senior visiting scholar in the U.K. and Australia.

Mr. Cai Hongping, is currently an independent non-executive Director of the Issuer. Mr. Cai currently serves as the chairman of AGIC Capital. He worked for the Industrial and Transportation Management Committee of the Shanghai Government and Sinopec Shanghai Petrochemical Company Limited ("Sinopec Shanghai") from 1987 to 1991. He participated in the entire listing process of Sinopec Shanghai in Hong Kong and the United States and is one of the founders of H shares in China. From 1992 to 1996, he acted as a member of the Overseas Listing Team for Chinese Enterprises under the Restructuring Committee of the State Council and the chairman of the Joint Committee of Board Secretaries for H Share Companies in China. He served as a joint director of the investment banking division of Peregrine Investments Holdings Limited in Asia from 1997 to 2006, chairman of the investment banking division of UBS AG in Asia from 2006 to 2010, chairman of Deutsche Bank in the Asia Pacific region from 2010 to 2015, independent non-executive director of China Oceanwide Holdings Limited (formerly known as Hutchinson Harbour Ring Limited, stock code: 715) from November 2014 to present and independent director and chairman of the audit committee of Minmetals Development Co., Limited from April 2015 to December 2015. He became an external director of China Minmetals Corporation with effect from December 2015. Mr. Cai graduated from Fudan University, majoring in mass communications.

SUPERVISORY COMMITTEE

As required by the PRC Company Law and the articles of association of the Issuer, the Issuer has a supervisory committee (the "Supervisory Committee"), whose primary duty is the supervision of our senior management, including our Board of Directors, managers and senior officers. The Supervisory Committee consists of five supervisors.

Mr. Xi Sheng, is currently the chairman of the Supervisory Committee of the Issuer and chief auditor of CEA Holding. Mr. Xi served as the deputy head of the foreign affairs department II of the foreign funds utilization and application audit department and the head of the liaison and reception office of the foreign affairs department of the National Audit Office of the PRC and the deputy head of the PRC Audit Institute. He was also the head of the fixed assets investment audit department of the National Audit Office of the PRC, and the party secretary and a special commissioner of the Harbin office of the National Audit Office of the PRC. He served as the head of the personnel and education department of the National Audit Office of the PRC from January 2007 to September 2009. He was the head of the audit department of CEA Holding from September 2009 to November 2012. Mr. Xi has served as the chief auditor of CEA Holding since September 2009. Since June 2012, he has been a supervisor of the Issuer. Since June 2016, he has been the chairman of the Supervisory Committee of the Issuer. Mr. Xi is also the council member of China Institute of Internal Audit and vice chairman of executive committee of Asia Internal Audit Organisation. Mr. Xi graduated from Jiangxi University of Finance and Economics with undergraduate

education background. He is a senior auditor, a Chinese Certified Public Accountant (CPA) and an International Certified Internal Auditor (CIA).

Mr. Ba Shengji, is currently a Supervisor of the Issuer and the chairman of the labour union of CEA Holding. Mr. Ba joined the civil aviation industry in 1978. He served as the section manager and deputy head of the finance department. He was the chief officer of the auditing office of the Issuer from March 1997 to October 1997, chief officer of the auditing office of CEA Holding from October 1997 to July 2000, head of the audit department of CEA Holding from July 2000 to January 2003, chief officer of disciplinary committee office, head of supervision department and head of audit department of CEA Holding from January 2003 to May 2003. He served as the deputy head of party disciplinary inspection group, chief officer of disciplinary committee office, head of supervision department and head of the audit department of CEA Holding from May 2003 to November 2006. He was the secretary of the disciplinary committee of the Issuer from November 2006 to November 2009 and the secretary of the disciplinary committee and chairman of the labour union of the Issuer from November 2009 to November 2011. He served as the deputy secretary of the party committee and secretary of the disciplinary committee of the Issuer from November 2011 to August 2013. Since June 2013, he has been a supervisor of the Issuer. He has served as the chairman of the labour union of CEA Holding since August 2013. Mr. Ba graduated from Shanghai Television University.

Mr. Hu Jidong, is currently a supervisor, deputy party secretary and chairman of the labour union of the Issuer. Mr. Hu joined the civil aviation industry in 1977. He has been the deputy head of the party promotion department of the Issuer, deputy head and head of the party working department of CEA Holding, and head of the party working department of CEA Holding. He was a member of the party standing committee and chairman of the labour union of the Issuer from December 2011 to August 2013; deputy party secretary, secretary of the disciplinary committee, and chairman of the labour union of the Issuer from August 2013 to August 2014; deputy party secretary and chairman of the labour union of the Issuer since August 2014; and supervisor of the Issuer since June 2016. Mr. Hu Jidong graduated from Shanghai University with a major in cultural management and Fudan University with a major in administrative management.

Mr. Feng Jinxiong, is currently a supervisor and general manager of the audit department of the Issuer and a head of the audit department of CEA Holding. Mr. Feng joined the civil aviation industry in 1982, and served as deputy head and head of the planning department of the Issuer, head of the finance department and deputy chief accountant of CEA Holding, manager of the human resources department of the Issuer, vice president of CES Finance, and deputy general manager of the Shanghai security department of the Issuer. He also served as president of the China Eastern Airlines Wuhan Co., Limited from 2007 to 2009. Since February 2009, he has been general manager of the audit department of the Issuer. He has been a supervisor of the Issuer since March 2009. He has been the head of the audit department of CEA Holding from May 2014. Mr. Feng graduated from the Civil Aviation University of China and the Graduate School of the Chinese Academy of Social Sciences, holding a master's degree.

Mr. Jia Shaojun, is currently a supervisor of the Issuer and head of the financial department of CEA Holding. Mr. Jia was general manager of the financial department and secretary of party general branch of the financial department of the Issuer. He served as general manager of the finance and accounting department of the Issuer from December 2011 to November 2012 and head of the audit department of CEA Holding from November 2012 to May 2014. He has acted as head of the financial department of CEA Holding since May 2014. He has acted as supervisor of the Issuer since June 2016. Mr. Jia graduated from Civil Aviation College of China and Fudan University School of Management, holding an executive MBA degree. He is qualified as a senior accountant.

SENIOR MANAGEMENT

Mr. Wu Yongliang, is currently a vice president and chief financial officer of the Issuer. Mr. Wu joined the civil aviation industry in 1984 and served as deputy head and subsequently head of the finance department of the Issuer, head of the planning and finance department of the Issuer and head of the finance department of CEA Holding. From 2001 to March 2009, he served as deputy chief accountant and head of the finance department of CEA Holding. From April 2009 onwards, he has served as chief financial officer of the Issuer. He has been a vice

president and chief financial officer of the Issuer since December 2011. Mr. Wu graduated from the Faculty of Economic Management of Civil Aviation University of China, majoring in planning and finance. He also graduated from Fudan University, majoring in business administration. Mr. Wu was awarded the postgraduate qualification and is a certified accountant.

Mr. Feng Liang, is currently a vice president and the chief engineer of the Issuer. Mr. Feng joined the civil aviation industry in 1986 and worked in the aircraft maintenance base routes department of the Issuer. From 1999 to 2006, he used to serve as the head of the aircraft maintenance base engineering technology department, chief engineer of the base and general manager of the base. He also served as the general manager of China Eastern Air Engineering & Technique after it was established in September 2006. He has served as the chief engineer of the Issuer since August 2010, the chief security officer of the Issuer from December 2012 to December 2014 and the vice president of the Issuer since August 2013. Mr. Feng graduated from Civil Aviation University of China, majored in aircraft electrical equipment maintenance and obtained an MBA degree from Shanghai Jiao Tong University.

Mr. Jiang Jiang, is currently a vice president of the Issuer, and general manager of China Eastern Airlines Wuhan Co., Limited. Mr. Jiang joined the civil aviation industry in 1986, and has worked in the Civil Aviation Industry Airline Corporation and China General Aviation Corporation. From June 1999 to April 2005, he served as the deputy manager and manager of the flight division of the Shanxi Branch of the Issuer. From April 2005 to July 2010, he was the deputy general manager of the Shanxi Branch of the Issuer. From July 2010 to June 2014, he served as the general manager and the deputy secretary of the party committee of the Shanxi Branch of the Issuer. From June 2014 to December 2016, he served as general manager and the deputy secretary of the party committee of China Eastern Airlines Wuhan Co., Limited. From December 2016 to February 2017, he has served as the person-in-charge of the safety operation management of the Issuer and general manager of China Eastern Airlines Wuhan Co., Limited. Since February 2017, he has served as the vice president of the Issuer and general manager of China Eastern Airlines Wuhan Co., Limited. Mr. Jiang graduated from the Flight College of Civil Aviation Flight University of China, majored in aviation transportation and obtained an Executive Master of Business Administration degree from Fudan University. He has the professional title of Level 1 pilot.

Mr. Feng Dehua, is currently a member of the party standing committee of the Issuer and the deputy head of party disciplinary inspection group of CEA Holding. Mr. Feng joined the civil aviation industry in 1989, and has worked in China General Aviation Corporation, the Shanxi branch of the Issuer and the sales and marketing system of the Issuer. From May 2009 to July 2009, Mr. Feng was the executive vice president for sales and marketing of passenger transportation department of the Company. From July 2009 to November 2011, he was the party secretary and vice president for sales and marketing of passenger transportation department of the Issuer. From November 2011 to August 2014, he was the president and deputy party secretary of the Beijing branch of the Issuer. From August 2014 to December 2017, he was the secretary of the disciplinary committee of the Issuer. Since August 2014, he has been a member of the party standing committee of the Issuer. Since September 2014, he has been the deputy head of party disciplinary inspection group of CEA Holding. Mr. Feng graduated from Shanxi Finance and Economics Institute majored in commercial business management and obtained an executive master's degree in business administration from Fudan University. He is qualified as a senior economist.

Mr. Wang Jian, is currently the Issuer's Board secretary and company secretary. Mr. Wang joined the Issuer in 1995 and served as deputy head of the Issuer's office and deputy general manager of the Shanghai Business Office of the Issuer. From September 2006 to May 2009, he was the deputy general manager in the Shanghai Base of China Southern. He served as the head of the Board secretariat of the Issuer and a representative of the Issuer's securities affairs from May 2009 to April 2012. He served as the Board secretary and the head of the Board secretariat of the Issuer in April 2012 to May 2016. From May 2016, he served as a secretary to the Board of the Issuer. During his term as secretary to the Board and his relevant work, he designed and promoted to implement several capital and strategic projects of the Issuer. Mr. Wang graduated from Shanghai Jiao Tong University and has an Master of Business Administration postgraduate degree from East China University of Science and Technology and an Executive Master of Business Administration degree from Tsinghua University as well as a qualification certificate for Board secretaries of listed companies issued by the Shanghai Stock Exchange.

PRINCIPAL SHAREHOLDER

The following table sets forth certain information regarding ownership of the Issuer's capital stock by all persons who were known to the Issuer to be the beneficial owners of five per cent. or more of its capital stock as at 30 June 2017:

| Title of Class | Identity of Person or Group | Amount Owned | Per cent. of Class | Per cent. of Total Shares |
|----------------------------|---------------------------------------|---------------|--------------------|---------------------------|
| Domestic A Shares. | CEA Holding ⁽¹⁾ | 5,530,240,000 | 56.38% | 38.23% |
| H Shares. | CES Global ⁽²⁾ | 2,626,240,000 | 56.37% | 18.15% |
| H Shares. | HKSCC Nominees Limited ⁽³⁾ | 4,182,285,289 | 89.77% | 28.91% |

Notes:

- (1) Among such A shares, 5,072,922,927 A shares (representing approximately 51.72 per cent. of the Issuer's then total issued A shares) were held by CEA Holding in the capacity of beneficial owner; and 457,317,073 A shares (representing approximately 4.66 per cent. of the Issuer's then total issued A shares) were held by CES Finance in the capacity of beneficial owner, which in turn was 100 per cent. held by CEA Holding.
- (2) Such H shares were held by CES Global in the capacity of beneficial owner, which in turn was 100 per cent. held by CEA Holding.
- (3) Among the 4,182,285,289 H shares held by HKSCC Nominees Limited, 2,626,240,000 H shares (representing approximately 56.37 per cent. of the Issuer's then total issued H shares) were held by CES Global in the capacity of beneficial owner, which in turn was 100 per cent. held by CEA Holding.

As at 30 June 2017, CEA Holding held 56.38 per cent. (38.23 per cent. directly held and another 18.15 per cent. indirectly through its wholly-owned subsidiary, CES Global) of the Issuer's issued and outstanding capital stock, and neither it nor HKSCC Nominees Limited has any voting rights different from those of other shareholders. The Issuer is not aware of any arrangement which may at a subsequent date result in a change of control of the Issuer.

As at 31 December 2016, there were 4,659,100,000 H Shares issued and outstanding. As at 21 April 2017, there were 40 registered holders of American Depositary Receipts evidencing 1,950,955 ADRs. Since certain of the ADRs are held by nominees, the above number may not be representative of the actual number of U.S. beneficial holders of ADRs or the number of ADRs beneficially held by U.S. persons.

The Issuer is currently a majority-owned subsidiary of CEA Holding. CEA Holding itself is a wholly state-owned enterprise under the administrative control of the SASAC. CEA Holding's shareholding in the Issuer is in the form of ordinary domestic shares, through which it, under the supervision of the SASAC, enjoys shareholders' rights and benefits on behalf of the PRC government.

DESCRIPTION OF THE GUARANTOR AND THE LC BANKS

The information included below is for information purposes only and is based on, or derived or extracted from, among other sources, publicly available information. The Issuer has taken reasonable care in the compilation and reproduction of the information. None of the Issuer, the Guarantor, the Joint Lead Managers, the Trustee and the Agents has independently verified such information. No representation or warranty, express or implied, is made or given by the Issuer, the Guarantor, the Joint Lead Managers, the Trustee or the Agents as to the accuracy, completeness or sufficiency of such information. Accordingly, such information should not be unduly relied upon.

Each Series of Bonds may be issued in the form of (i) “Guaranteed Bonds”, which will have the benefit of a Guarantee provided by the Guarantor as to the principal and certain payments of interest under the Bonds, (ii) “ICBC LC Bonds”, which will have the benefit of a Standby Letter of Credit issued by ICBC Shanghai or (iii) “BOC LC Bonds”, which will have the benefit of a Standby Letter of Credit issued by BOC Tokyo.

THE GUARANTOR

Sumitomo Mitsui Banking Corporation (“SMBC”) is one of Japan’s leading banks and the main banking subsidiary of Sumitomo Mitsui Financial Group, Inc. SMBC and its group companies offer a broad range of financial services centred on banking in Japan and overseas. They are also engaged in the leasing, securities, credit card, investment, mortgage securitisation, venture capital and other credit related businesses. In Japan, SMBC accepts deposits from, makes loans to, extends guarantees to and provides other products and services to corporations, individuals, governments and governmental entities. SMBC offers financing solutions through loan syndication, structured finance and project finance to large corporate customers in the domestic and overseas markets, as well as a variety of financing options to domestic mid-sized companies, small-sized companies and individuals. SMBC also underwrites and deals in bonds issued by or guaranteed by the government of Japan and local government authorities, and acts in various administrative and advisory capacities for select types of corporate and government bonds. Internationally, SMBC operates through a network of branches, representative offices, subsidiaries and affiliates to provide loan syndication, project finance and cash management services and participate in international securities markets.

SMBC will be acting through its Hong Kong Branch in providing the Guarantee.

SMBC's head office is located at 1-2, Marunouchi 1-chome, Chiyoda-ku, Tokyo 100-0005, Japan and its Hong Kong Branch is located at 8F, One International Finance Centre, 1 Harbour View Street, Central, Hong Kong. SMBC's website address is <http://www.smbc.co.jp/>. Information contained on SMBC's website is subject to change from time to time. No representation is made and none of the Issuer, the Credit Support Providers, the Joint Lead Managers, the Trustee or the Agents or any of their affiliates, employees or professional advisers take any responsibility for any information contained on SMBC's website. Copies of SMBC’s audited consolidated financial statements can be downloaded free of charge from the website of the Luxembourg Stock Exchange at www.bourse.lu.

LC BANKS

Neither of the LC Banks is a separate and independent legal person but each has capacity to carry on its activities within its scope of the authorisation given by its headquarters entity (“Headquarters Entity”), which is Industrial and Commercial Bank of China, Limited (“ICBC”) in the case of ICBC Shanghai, and Bank of China Limited (“BOC”) in the case of BOC Tokyo. If the assets of the relevant LC Bank are not sufficient to meet its obligations under any Standby Letter of Credit issued by it in respect of a Series of LC Bonds, its Headquarters Entity would have an obligation to satisfy the balance of the obligations under the relevant Standby Letter of Credit.

ICBC Shanghai

ICBC acting through its Shanghai Municipal Branch will confer the benefit of a Standby Letter of Credit to each Series of ICBC LC Bonds.

ICBC is a leading bank in the PRC in terms of each of total assets, market share of loans and market share of deposits. Established on 1 January 1984, ICBC was restructured to become a joint-stock limited company on 28 October 2005. ICBC has been listed on both Shanghai Stock Exchange and Hong Kong Stock Exchange since 27 October 2006.

ICBC has established a presence in six continents, with a global network covering 42 countries and regions as of 30 June 2017. In addition, through its equity participation in Standard Bank Group Limited, ICBC indirectly covers 20 countries in Africa. ICBC provides a wide range of financial products and services to millions of corporate customers and personal customers via its distribution channels as well as through its E-banking network comprising a range of Internet and telephone banking services and self-service banking centres, forming a diversified and internationalised operating structure focusing on commercial banking business and maintaining a leading position in the domestic market in the commercial banking sector.

ICBC's head office is located at 55 Fuxingmennei Street, Xicheng District, Beijing, China and its Shanghai Municipal Branch is located at 9 Pudong Avenue, Pudong New Area (Xinqu), Shanghai, China. ICBC's website address is www.icbc-ltd.com. Information contained on ICBC's website is subject to change from time to time. No representation is made and none of the Issuer, the Credit Support Providers, the Joint Lead Managers, the Trustee or the Agents or any of their affiliates, employees or professional advisers take any responsibility for any information contained on ICBC's website.

Copies of the latest annual and interim reports of ICBC, as well as its public filings, can be downloaded free of charge from the website of Shanghai Stock Exchange at www.sse.com.cn and the website of the Hong Kong Stock Exchange at www.hkex.com.hk.

BOC Tokyo

BOC acting through its Tokyo Branch will confer the benefit of a Standby Letter of Credit to each Series of BOC LC Bonds.

Bank of China, the predecessor of BOC, was formally established in February 1912 following the approval of Dr. Sun Yat-sen. From 1912 to 1949, Bank of China served consecutively as the country's central bank, international exchange bank and specialised international trade bank. After 1949, Bank of China became responsible for managing China's foreign exchange operations and provided vital support to the nation's foreign trade development and economic infrastructure by its offering of international trade settlement, overseas fund transfer and other nontrade foreign exchange services. In 1994, Bank of China was transformed into a wholly state-owned commercial bank. In August 2004, BOC was incorporated. BOC was listed on Hong Kong Stock Exchange and the Shanghai Stock Exchange in June and July 2006 respectively, becoming the first Chinese commercial bank to launch an A-Share and H-Share initial public offering and achieve a dual listing in both markets. Since 2011, BOC has been designated as a Global Systemically Important Bank.

As one of China's most internationalised and diversified banks, BOC provides a comprehensive range of financial services to customers across mainland China as well as 51 countries and regions. BOC's core business is commercial banking, including corporate banking, personal banking and financial markets services.

BOC's head office is located at No. 1 Fuxingmen Nei Dajie, Beijing, China and its Tokyo Branch is located at 3-4-1 Akasaka Minato-ku, Tokyo, 107-0052 Japan. BOC's website address is www.bankofchina.com. Information contained on BOC's website is subject to change from time to time. No representation is made and none of the Issuer, the Credit Support Providers, the Joint Lead Managers, the Trustee or the Agents or any of their affiliates, employees or professional advisers take any responsibility for any information contained on BOC's website.

Copies of the latest annual and interim reports of BOC, as well as its public filings, can be downloaded free of charge from the website of Shanghai Stock Exchange at www.sse.com.cn and the website of the Hong Kong Stock Exchange at www.hkex.com.hk.

TERMS AND CONDITIONS

The following is the text of the terms and conditions that, subject to completion and amendment in accordance with the pricing term sheet for the relevant Series (the “Pricing Term Sheet”), shall (other than the paragraphs in italics) appear on the reverse of each definitive certificate issued in exchange for the Global Certificate representing such Series. All capitalised terms that are not defined in these Conditions will have the meanings given to them in the relevant Pricing Term Sheet or the Trust Deed. References in the Conditions to “Bonds” are to the Bonds of one Series only, not to all Bonds that may be issued under the Programme.

The Bonds are constituted by a Trust Deed (as amended and/or supplemented from time to time, the “Trust Deed”) dated the Issue Date between China Eastern Airlines Corporation Limited (the “Issuer”), DB Trustees (Hong Kong) Limited (the “Trustee”, which expression shall include all persons for the time being the trustee or trustees under the Trust Deed) as trustee for the Bondholders (as defined below) and the Credit Support Provider (as defined below). These terms and conditions (the “Conditions”) include summaries of, and are subject to, the detailed provisions of the Trust Deed, which includes the form of the Bonds. The Bonds have the benefit of an agency agreement (as amended and/or supplemented from time to time, the “Agency Agreement”) dated the Issue Date relating to the Bonds between the Issuer, the Trustee, Deutsche Bank AG, Hong Kong Branch as principal paying agent (the “Principal Paying Agent”, which expression includes any successor principal paying agent appointed from time to time in connection with the Bonds), as registrar (the “Registrar”, which expression includes any successor registrar appointed from time to time in connection with the Bonds), as transfer agent (the “Transfer Agent”, which expression includes any successor or additional transfer agents appointed from time to time in connection with the Bonds) and (in the case of LC Bonds (as defined below)) as pre-funding account bank as the “Pre-funding Account Bank”) and as LC proceeds account bank (the “LC Proceeds Account Bank”).

This Bond is a Guaranteed Bond, a BOC LC Bond or an ICBC LC Bond, in each case as specified in the Pricing Term Sheet. A Bond which is a BOC LC Bond or an ICBC LC Bond may be referred to as an “LC Bond”. Each Series of Guaranteed Bonds has the benefit of a deed of guarantee for such Series (as amended and/or supplemented from time to time, the “Deed of Guarantee”) dated the Issue Date executed by Sumitomo Mitsui Banking Corporation acting through its Hong Kong Branch (the “Guarantor”) for the benefit of the Trustee on behalf of the Bondholders. Each Series of LC Bonds has the benefit of an irrevocable standby letter of credit for such Series (as amended and/or supplemented from time to time, the “Standby Letter of Credit”) dated the Issue Date issued by (i) Industrial and Commercial Bank of China Limited acting through its Shanghai Municipal Branch (“ICBC”), in the case of ICBC LC Bonds, or (ii) Bank of China Limited acting through its Tokyo Branch (“BOC”), in the case of BOC LC Bonds. The term “LC Bank” means ICBC or BOC, as the case may be, and the term “Credit Support Provider” means the Guarantor or the LC Bank, as the case may be.

Copies of the Trust Deed, the Agency Agreement, (in the case of Guaranteed Bonds) the Deed of Guarantee and (in the case of LC Bonds) the Standby Letter of Credit are available for inspection upon prior written request and satisfactory proof of holding at all reasonable times during normal business hours at the principal office of the Trustee (which at the date of issue of the Bonds is at Level 52, International Commerce Centre, 1 Austin Road West, Kowloon, Hong Kong) and at the specified office of the Principal Paying Agent. “Paying Agents” means the Principal Paying Agent and includes any successor or additional paying agents appointed from time to time in connection with the Bonds and “Agents” means the Principal Paying Agent, any other Paying Agents, the Registrar, the Transfer Agents and any other agent or agents appointed from time to time with respect to the Bonds. The Bondholders are bound by, and are deemed to have notice of all the provisions of the Trust Deed and (in the case of Guaranteed Bonds) the Deed of Guarantee and (in the case of LC Bonds) the relevant Standby Letter of Credit, and are deemed to have notice of those provisions applicable to them of the Agency Agreement .

1 Form, Denomination and Title

- (a) **Form and denomination:** The Bonds are issued in the Specified Denomination(s) as specified in the Pricing Term Sheet. A certificate (each, a “Certificate”) will be issued to each holder of Bonds in respect of its registered holding of Bonds. Each Certificate shall be numbered serially and shall have an identifying number which shall be recorded on the relevant Certificate and in the register of holders of the Bonds (the “Register”), which the Issuer shall procure to be kept by the Registrar.

Upon issue, the Bonds will be represented by a global certificate deposited with, and registered in the name of, or in the name of a nominee for, a common depositary for Euroclear Bank SA/NV (“Euroclear”) and Clearstream Banking S.A. (“Clearstream”) (the “Global Certificate”). The Conditions are modified by certain provisions contained in the Global Certificate. See “Summary of Provisions Relating to the Bonds in Global Form”.

Except in the limited circumstances described in the Global Certificate, owners of interests in Bonds represented by the Global Certificate will not be entitled to receive Certificates in respect of their individual holdings of Bonds.

- (b) **Title:** Title to the Bonds shall pass only by transfer and registration of title in the Register. The holder of any Bond shall, except as ordered by a court of competent jurisdiction or as otherwise required by law, be treated as its absolute owner for all purposes (whether or not it is overdue and regardless of any notice of ownership, trust or any interest in it or any writing on (other than the endorsed form of transfer), or the theft or loss of, the Certificate issued in respect of it), and no person shall be liable for so treating the holder. In these Conditions, “holder of the Bonds”, “holder” and “Bondholder” in relation to a Bond shall mean the person in whose name a Bond is registered in the Register (or in the case of a joint holding, the first name thereof).

2 Status and Credit Support

- (a) **Status:** The Bonds constitute direct, unconditional, unsubordinated and, subject to Condition 4(a), unsecured obligations of the Issuer and shall at all times rank *pari passu* and without any preference among themselves. The payment obligations of the Issuer under the Bonds shall, save for such exceptions as may be provided by applicable legislation and subject to Condition 4(a), at all times rank at least equally with all its other present and future unsecured and unsubordinated obligations.

(b) **Credit Support:**

- (i) **Guarantee:** In the case of Guaranteed Bonds, the Guarantor has irrevocably guaranteed the following payments of principal and interest expressed to be payable by the Issuer under the Bonds (each a “Guaranteed Payment”, which term includes any premium but excludes any Additional Tax Amounts (as defined in Condition 8), any amounts payable under Condition 8(b), default interest, indemnity amounts, fees, costs, expenses or any other amounts expressed to be payable by the Issuer under the Bonds or the Trust Deed), subject to the provisions in the Deed of Guarantee:

(A) **Redemption on the Maturity Date:** upon being notified in writing by the Issuer or any Agent of any failure by the Issuer to pay in full the principal of and/or any interest on the Bonds which are due on the Maturity Date, the Trustee may, by notice to the Guarantor given within 30 days after the Maturity Date, require the Guarantor to pay the principal of the Bonds and any accrued but unpaid interest on the Bonds up to but excluding the Maturity Date;

(B) **Redemption for taxation reasons pursuant to Condition 6(b):** upon being notified in writing by the Issuer or any Agent of any failure by the Issuer to pay in full the principal

of and/or any interest on the Bonds which are due on the date set for the redemption of the Bonds pursuant to Condition 6(b) (the “Tax Call Redemption Date”), the Trustee may, by notice to the Guarantor given within 30 days after the Tax Call Redemption Date, require the Guarantor to pay the principal of the Bonds and any accrued but unpaid interest on the Bonds up to but excluding the Tax Call Redemption Date;

- (C) **Redemption for Change of Control pursuant to Condition 6(c):** upon being notified in writing by the Issuer, any Agent or any Bondholder of any failure by the Issuer to pay in full the principal (including premium) of and/or any interest on any Bond which has become due for redemption pursuant to Condition 6(c) on the applicable Put Date as a result of the delivery of a Put Exercise Notice by the relevant Bondholder, the Trustee may, provided that the Trustee shall have been (a) indemnified and/or secured and/or prefunded to its satisfaction and (b) so requested in writing by holders of at least 25 per cent. in principal amount of the Bonds then outstanding or so directed by an Extraordinary Resolution, after having given notice to the Issuer to declare the Bonds immediately due and payable pursuant to Condition 9 (any such notice given pursuant to Condition 9 shall be referred to as an “Acceleration Notice”) by reason of such failure by the Issuer to pay in full the principal (including premium) of and/or any interest on any Bond which has become due for redemption pursuant to Condition 6(c) on the applicable Put Date, by notice to the Guarantor given within 30 days after the date of such Acceleration Notice, require the Guarantor to pay the principal of the Bonds (including any premium in respect of Bonds which have become due for redemption pursuant to Condition 6(c)) and any accrued but unpaid interest on the Bonds up to but excluding the date of the Acceleration Notice;
- (D) **Acceleration as a result of other non-payments:** in the event that the Trustee shall have given an Acceleration Notice to the Issuer to declare the Bonds immediately due and payable pursuant to Condition 9 by reason of a non-payment described in Condition 9(A)(a) and except where paragraph (A), (B) or (C) above applies, the Trustee may, provided that the Trustee shall have been (a) indemnified and/or secured and/or prefunded to its satisfaction and (b) so requested in writing by holders of at least 25 per cent. in principal amount of the Bonds then outstanding or so directed by an Extraordinary Resolution, by notice to the Guarantor given within 30 days after the date of such Acceleration Notice, require the Guarantor to pay the principal of the Bonds and any accrued but unpaid interest on the Bonds up to but excluding the date of the Acceleration Notice; and
- (E) **Acceleration as a result of other Events of Default:** in the event that the Trustee shall have given an Acceleration Notice to the Issuer to declare the Bonds immediately due and payable pursuant to Condition 9 by reason of the occurrence of any of the events described in Conditions 9(A)(b) through 9(A)(l) or Condition 9(B), the Trustee may, provided that the Trustee shall have been (a) indemnified and/or secured and/or prefunded to its satisfaction and (b) so requested in writing by holders of at least 25 per cent. in principal amount of the Bonds then outstanding or so directed by an Extraordinary Resolution, by notice to the Guarantor given within 30 days after the date of such Acceleration Notice, require the Guarantor to pay the principal of the Bonds and any accrued but unpaid interest on the Bonds up to but excluding the date of the Acceleration Notice,

provided, however, that if the Issuer has remedied its failure to make payment or otherwise satisfied its obligation to pay in respect of a Guaranteed Payment in part or in full prior to the

Guarantor's making payment in respect of such Guaranteed Payment, the Trustee shall notify the Guarantor of such fact as soon as reasonably practicable after being notified in writing by the Issuer or any Agent of such remedy or satisfaction and the Guarantor shall be relieved of its obligation to make such Guaranteed Payment to the extent already discharged by the Issuer.

In addition to the Guaranteed Payment, the Guarantor has agreed in the Deed of Guarantee to pay the Trustee the amount of ¥100,000,000 (the "Extra Amount"), which shall be applied in accordance with the provisions of the Trust Deed.

All payments by the Guarantor under the Guarantee shall be made free and clear of, and without withholding or deduction for or on account of, any taxes, duties, assessments or governmental charges unless such withholding or deduction is required by law. If the Guarantor is required to make, and has made, a deduction or withholding on the Guaranteed Payment for or on account of any taxes, duties, assessments or governmental charges of whatever nature imposed, levied, collected, withheld or assessed by or within the PRC or any authority therein or thereof having power to tax ("PRC Tax"), the Guarantor shall pay such additional amounts as will result in receipt by or on behalf of the Trustee of such amounts as would have been received by or on behalf of it had no such withholding or deduction for or on account of PRC Tax been required.

The Deed of Guarantee provides that the aggregate liability of the Guarantor thereunder (including any amount to be deducted or withheld for or on account of PRC Tax or otherwise under the preceding paragraph) shall not in any circumstances exceed the Guarantee Maximum Limit.

Any notice given by the Trustee to the Guarantor under this Condition 2(b)(i) (a "Payment Notice") shall be substantially in the form set out in the Deed of Guarantee. In no event can the Payment Notice be delivered after 5:00 p.m. (Hong Kong time) on the 30th day after the Maturity Date. The right of the Trustee to deliver a Payment Notice to the Guarantor under this Condition 2(b)(i) may only be exercised once. The Trustee may in the Payment Notice specify an amount to be paid by the Guarantor in respect of a Guaranteed Payment only to the extent that, prior to serving the Payment Notice, the Trustee has not received a notice in writing from the Issuer or any Agent notifying it that such amount has already been discharged by the Issuer.

The Guarantor shall within 30 business days after receipt of a Payment Notice pay to or to the order of the Trustee the amount specified in the Payment Notice. In this Condition 2(b)(i), the term "business day" shall mean a day (other than a Saturday, Sunday or public holiday) on which commercial banks are open for business in Tokyo and Hong Kong. The Guarantor shall be subject to no further payment obligations under the Deed of Guarantee or any other documents related to the Bonds after paying the Guaranteed Payment and the Extra Amount to or to the order of the Trustee in accordance with this Condition 2(b)(i).

The Trustee shall be entitled to assume without liability to the Issuer, the Guarantor, any Bondholder or any other person and for all purposes that (aa) the Issuer has not remedied its failure to make payment or otherwise satisfied its obligation to pay in respect of a Guaranteed Payment in part or in full if the Trustee has not received notice in writing from the Issuer confirming such remedy or satisfaction prior to its giving a Payment Notice and (bb) any information provided to it by the Issuer, any Bondholder or any Agent as contemplated in this Condition 2(b)(i) is true and accurate in all respects.

See "Form of Deed of Guarantee" for the form of the Deed of Guarantee.

The Trust Deed relating to each Series of Guaranteed Bonds will provide that proceeds received from the Guarantor under the Guarantee relating to such Series will be applied first in payment

of amounts due to the Trustee as provided in the Trust Deed up to an aggregate maximum amount of ¥100,000,000 before payment of any amounts owing in respect of such Series of Bonds.

(ii) **Standby Letter of Credit and Pre-funding:**

- (1) **Standby Letter of Credit:** Bonds which are LC Bonds will have the benefit of the Standby Letter of Credit issued in favour of the Trustee, on behalf of itself and the holders of the Bonds, by the LC Bank. The Standby Letter of Credit shall be drawable by the Trustee as beneficiary under the Standby Letter of Credit on behalf of itself and the holders of the Bonds upon the presentation of a demand by authenticated SWIFT sent by or on behalf of the Trustee to the LC Bank in accordance with the Standby Letter of Credit (the "Demand") stating that (i) the Issuer has failed to comply with Condition 2(b)(ii)(2) in relation to pre-funding the amount that is required to be pre-funded under these Conditions and/or failed to provide the Required Confirmations in accordance with Condition 2(b)(ii)(2) or (ii) an Event of Default (as defined in Condition 9) has occurred and the Trustee has given notice to the Issuer that the Bonds are immediately due and payable in accordance with Condition 9 or (iii) the Issuer has failed to pay all fees, costs, expenses, indemnity payments and/or other amounts expressed to be payable by it in connection with the Bonds, the Trust Deed and/or the Agency Agreement when due and such failure continues for a period of seven days from the date of the Trustee delivering its demand therefor to the Issuer.

The aggregate liability of the LC Bank under the Standby Letter of Credit shall not in any circumstances exceed the LC Maximum Limit specified in the Pricing Term Sheet. Multiple drawings and partial payments under the Standby Letter of Credit are permitted, and each such drawing shall reduce the total amount available for drawing under the Standby Letter of Credit by an amount equal to such drawing. Such drawings on the Standby Letter of Credit will be payable in Japanese yen to or to the order of the Trustee at the time and to the account specified in the Demand presented to the LC Bank. Payment received by the Trustee in respect of the Demand will be deposited into the LC Proceeds Account.

The payment made under the Standby Letter of Credit in respect of any amount payable under these Conditions or in connection with the Bonds, the Trust Deed or the Agency Agreement shall, to the extent of the drawing paid to or to the order of the Trustee, satisfy the obligations of the Issuer in respect of such amount payable under these Conditions or in connection with the Bonds, the Trust Deed or the Agency Agreement.

The Standby Letter of Credit expires at 6:00 p.m. (Hong Kong time) on the LC Expiry Date specified in the Pricing Term Sheet.

See "Form of ICBC Standby Letter of Credit" and "Form of BOC Standby Letter of Credit" for the forms of the Standby Letter of Credit.

- (2) **Pre-funding:** In the case of the LC Bonds, in order to provide for the payment of any amount in respect of the Bonds (the "Relevant Amount") as the same shall become due, the Issuer shall, in accordance with the Agency Agreement, by no later than the Business Day falling ten Business Days (the "Pre-funding Date") prior to the due date for such payment under these Conditions:

- (A) unconditionally pay or procure to be paid the Relevant Amount into the Pre-funding Account; and

- (B) deliver to the Trustee and the Principal Paying Agent (x) a Payment and Solvency Certificate signed by any Authorised Signatory (as defined in the Trust Deed) of the Issuer, and (y) a copy of the irrevocable payment instruction from the Issuer to the Pre-funding Account Bank requesting the Pre-funding Account Bank to pay the Relevant Amount which was paid into the Pre-funding Account on the Pre-funding Date in full to the Principal Paying Agent by no later than 11:00 a.m. (Hong Kong time) on the second Business Day preceding the due date for such payment (together, the “Required Confirmations”).

If the Relevant Amount has not been paid into the Pre-funding Account in full and the Pre-funding Account Bank has notified the Trustee of such failure, or the Trustee does not receive the Required Confirmations, in each case by 10:00 a.m. (Hong Kong time) on the Business Day immediately following the Pre-funding Date (a “Pre-funding Failure”), the Trustee shall by no later than 5:00 p.m. (Hong Kong time) on the second Business Day immediately following the Pre-funding Date issue a Demand to the LC Bank for the Relevant Amount (or if the Issuer has unconditionally paid or procured to be paid into the Pre-funding Account an amount less than the full amount of the Relevant Amount, and the Trustee has received the Required Confirmations in respect of such lesser amount, an amount representing the difference between the full amount of the Relevant Amount and the amount received in the Pre-funding Account), provided that, in accordance with the relevant Standby Letter of Credit, the Trustee need not physically present the Demand to the LC Bank and shall be entitled to submit the Demand by authenticated SWIFT. Following receipt by the LC Bank of such Demand by 6:00 p.m. (Hong Kong time) on a Business Day, the LC Bank shall by 11:00 a.m. (Hong Kong time) on the fourth Business Day immediately following such Business Day (or, if such demand is received after 6:00 p.m. (Hong Kong time) on a Business Day, the fifth Business Day immediately following such Business Day), pay to or to the order of the Trustee the amount in Japanese yen specified in the Demand to the LC Proceeds Account.

The Pre-funding Account Bank shall notify the Trustee forthwith upon the failure by the Issuer to pay the Relevant Amount into the Pre-funding Account in accordance with these Conditions.

For the purposes of this Condition 2(b)(ii):

“LC Proceeds Account” means a Japanese yen account established in the name of the Trustee with the LC Proceeds Account Bank;

“Pre-funding Account” means a Japanese yen account established in the name of the Issuer with the Pre-funding Account Bank and designated for the purposes specified above; and

“Payment and Solvency Certificate” means a certificate in substantially the form set forth in the Agency Agreement stating the Relevant Amount in respect of the relevant due date in respect of the Bonds and confirming that (A) a payment for the Relevant Amount has been made by the Issuer to the Pre-funding Account in accordance with Condition 2(b)(ii)(2) and (B) the Issuer is solvent.

A separate LC Proceeds Account and Pre-funding Account will be maintained for each Series of LC Bonds.

- (c) In these Conditions, the expression “Business Day” means a day (other than a Saturday, Sunday or public holiday) on which commercial banks are open for business in Tokyo, Shanghai and Hong Kong.

3 Transfers of Bonds and Issue of Certificates

- (a) **Register:** The Issuer will cause the Register to be kept at the specified office of the Registrar (which shall be outside the United Kingdom in all circumstances) and in accordance with the terms of the Agency Agreement, on which shall be entered the names and addresses of the holders of the Bonds and the particulars of the Bonds held by them and of all transfers of the Bonds. Each Bondholder shall be entitled to receive only one Certificate in respect of its entire holding of Bonds.
- (b) **Transfers:** Subject to the Agency Agreement and Conditions 3(e) and 3(f), a Bond may be transferred by delivery of the Certificate issued in respect of that Bond, with the form of transfer endorsed on such Certificate duly completed and signed by the holder or his attorney duly authorised in writing, to the specified office of the Registrar or any Transfer Agent; provided, however, that a Bond may not be transferred unless the principal amount of the Bond being transferred and (where only part of the principal amount of the Bond is being transferred) the principal amount of the balance of the Bond not being transferred are Specified Denominations. No transfer of title to a Bond will be valid unless and until entered on the Register.

Transfers of interests in the Bonds evidenced by the Global Certificate will be effected in accordance with the rules of the relevant clearing systems.

- (c) **Delivery of new Certificates:** Each new Certificate to be issued upon a transfer of Bonds will, within seven business days (as defined below) of receipt by the Registrar or, as the case may be, any Transfer Agent of the Certificate and the form of transfer duly completed and signed, be made available for collection at the specified office of the Registrar or such Transfer Agent or, if so requested in the form of transfer, be mailed by uninsured mail at the risk of the holder entitled to the Bonds but free of charge to the holder and at the expense of the Issuer to the address specified in the form of transfer. The form of transfer is available at the specified office of any Transfer Agent. Where only part of the principal amount of the Bonds (being that of one or more Bonds) in respect of which a Certificate is issued is to be transferred, a new Certificate in respect of the Bonds not so transferred will, within seven business days (as defined below) of delivery of the original Certificate to the Registrar or Transfer Agent, be made available for collection at the specified office of the Registrar or such Transfer Agent or, if so requested in the form of transfer, be mailed by uninsured mail at the risk of the holder of the Bonds not so transferred (but free of charge to the holder and at the expense of the Issuer) to the address of such holder appearing on the Register.

In this Condition 3, “business day” shall mean a day (other than a Saturday, Sunday or public holiday) on which commercial banks are generally open for business in the city in which the specified office of the Registrar or (as the case may be) such Transfer Agent with whom a Certificate is deposited in connection with a transfer, is located.

- (d) **Formalities free of charge:** Registration of a transfer of Bonds and issuance of new Certificates will be effected without charge by or on behalf of the Issuer or any of the Agents, but upon (i) payment (or the giving of such indemnity or security or pre-funding as the Issuer or any of the Agents may require) in respect of any tax or other governmental charges which may be imposed in relation to such transfer; (ii) the Registrar being satisfied in its absolute discretion with the documents of title or identity of the person making the application; and (iii) the relevant Agent (after consultation with the Issuer if so required) being satisfied that the regulations concerning transfer of Bonds have been complied with.
- (e) **Closed periods:** No Bondholder may require the transfer of a Bond to be registered during the period of (i) seven business days ending on (but excluding) the due date for any payment of principal in respect of that Bond; and (ii) during the period of ten days ending on (and including) any Interest Record Date (as defined in Condition 7(a)).

- (f) **Regulations:** All transfers of Bonds and entries on the Register will be made subject to the detailed regulations concerning transfer of Bonds scheduled to the Agency Agreement. The regulations may be changed by the Issuer, with the prior written approval of the Registrar and the Trustee, or by the Registrar with the prior written approval of the Trustee. A copy of the current regulations will be mailed (free of charge to the Bondholder and at the expense of the Issuer) by the Registrar to any Bondholder upon request and is available for inspection by any Bondholder upon prior written request and satisfactory proof of holding at all reasonable times during normal business hours at the specified office of any Transfer Agent.

4 Covenants

- (a) **Negative pledge:** So long as any Bond remains outstanding (as defined in the Trust Deed), the Issuer will not, and the Issuer will ensure that none of its Subsidiaries will, create, or have outstanding, any mortgage, charge, lien, pledge, other security interest or form of encumbrance having a similar effect upon the whole or any part of its present or future undertaking, assets or revenues (including any uncalled capital) to secure any Relevant Indebtedness, or any guarantee or indemnity in respect of any Relevant Indebtedness, without at the same time or prior thereto according to the Bonds the same security as is created or subsisting to secure any such Relevant Indebtedness, guarantee or indemnity or such other security as the Trustee may in its absolute discretion deem not materially less beneficial to the interest of the Bondholders or as shall be approved by an Extraordinary Resolution (as defined in the Trust Deed).
- (b) **Undertakings relating to Foreign Debt Registration and applicable PRC laws:**
- (i) **Registration with SAFE:** The Issuer undertakes that it will (i) within 15 Registration Business Days after the Issue Date, register or file or cause to be registered or filed with SAFE the Bonds pursuant to the Administrative Measures for Foreign Debt Registration and its operating guidelines, effective as of 13 May 2013 (the “Foreign Debt Registration”), (ii) use its reasonable endeavours to complete the Foreign Debt Registration and obtain a registration record from SAFE on or before the Registration Deadline, (iii) if applicable, as soon as possible upon being required or requested to do so by any relevant governmental authority, file or cause to be filed with SAFE the Bonds pursuant to the Circular of the People’s Bank of China on Implementing Overall Macro Prudential Management System for Nationwide Cross-border Financing (中國人民銀行關於實施全口徑跨境融資宏觀審慎管理有關事宜的通知) (the “Cross Border Financing Circular”) and (iv) comply with all applicable PRC laws and regulations in relation to the Foreign Debt Registration.
- (ii) **Notification to NDRC:** The Issuer undertakes that it will (i) within 10 Registration Business Days after the Issue Date file or cause to be filed with the NDRC the requisite information and documents in accordance with the Circular on Promoting the Reform of the Administrative System on the Issuance by Enterprises of Foreign Debt Filings and Registrations (國家發展改革委關於推進企業發行外債備案登記制管理改革的通知 (發改外資[2015]2044 號)) issued by the NDRC and effective as of 14 September 2015 and any implementation rules as issued by the NDRC from time to time (the “NDRC Post-issue Filing”) and (ii) comply with all applicable PRC laws and regulations in connection with the NDRC Post-issue Filing.
- (iii) **Notification of Completion of the Foreign Debt Registration and the NDRC Post-issue Filing:** The Issuer shall on or before the Registration Deadline and within seven Registration Business Days after the later of submission of the NDRC Post-issue Filing and receipt of the registration form or filing evidence from SAFE (or any other document evidencing the completion of the Foreign Debt Registration), provide the Trustee with (i) a certificate in English

signed by an Authorised Signatory (as defined in the Trust Deed) of the Issuer confirming (A) the completion of the NDRC Post-issue Filing and the Foreign Debt Registration and (B) no Change of Control, Event of Default or any event or circumstance which could, with the giving of notice, lapse of time, the issuing of a certificate and/or fulfilment of any other requirement provided for in Condition 9 become an Event of Default has occurred; and (ii) copies of the relevant documents evidencing the NDRC Post-issue Filing (if any) and the Foreign Debt Registration, each certified in English as being a true and complete copy of the original by an Authorised Signatory (as defined in the Trust Deed) of the Issuer (the items specified in (i) and (ii) together, the “Registration Documents”). In addition, the Issuer shall, within five Registration Business Days after the documents comprising the Registration Documents are delivered to the Trustee, give notice to the Bondholders (in accordance with Condition 15) confirming the completion of the NDRC Post-issue Filing and the Foreign Debt Registration.

The Trustee shall have no obligation or duty to monitor or ensure or assist with the filing or registration of the Bonds with SAFE or the NDRC (as the case may be) on or before the deadlines provided in this Condition 4 or under applicable law or to check or verify the accuracy, validity and/or genuineness of any certificate, confirmation or other document in relation to or in connection with the NDRC Post-issue Filing and/or the Foreign Debt Registration and/or the Registration Documents or to provide any translation into English of any Registration Document referred to in (ii) of the definition of such term above or to give notice to the Bondholders confirming the completion of the NDRC Post-issue Filing and the Foreign Debt Registration, and the Trustee shall not be liable to Bondholders or any other person for not doing so.

(c) **Rating:** So long as any Bond remains outstanding, save with the approval of an Extraordinary Resolution of the Bondholders, the Issuer will use its reasonable endeavours to maintain a rating on the Bonds by a Rating Agency.

(d) **Definitions:** In these Conditions:

“NDRC” means the National Development and Reform Commission of the PRC or its local counterparts;

“Rating Agency” means (i) in the case of Guaranteed Bonds, Japan Credit Rating Agency, Ltd. (“JCR”) and its successors or (ii) in the case of LC Bonds, Moody’s Investors Service, Inc., a subsidiary of Moody’s Corporation, and its successors or, in either case, any other reputable credit rating agency of international standing;

“Registration Business Day” means a day, other than a Saturday, Sunday or public holiday, on which commercial banks are generally open for business in Shanghai;

“Registration Deadline” means the day falling 100 Registration Business Days after the Issue Date;

“Relevant Indebtedness” means any indebtedness which is in the form of, or represented or evidenced by, bonds, notes, debentures, loan stock or other securities which for the time being are, or are intended to be or capable of being, quoted, listed or dealt in or traded on any stock exchange or over-the-counter or other securities market;

“SAFE” means the Shanghai Bureau of the State Administration of Foreign Exchange or its local branch; and

a “Subsidiary” of any person means (a) any company or other business entity of which that person owns or controls (either directly or through one or more other Subsidiaries) more than 50 per cent. of the issued share capital or other ownership interest having ordinary voting power to elect directors, managers or trustees of such company or other business entity, or (b) any company or other business

entity which at any time has its accounts consolidated with those of that person or which, under the laws, regulations or generally accepted accounting principles of the jurisdiction of incorporation of such person from time to time, should have its accounts consolidated with those of that person.

5 Interest

- (a) **Interest rate and Interest Payment Dates:** The Bonds bear interest from and including the Interest Commencement Date at the rate per annum (expressed as a percentage) equal to the Rate of Interest, such interest being payable in arrear on each Interest Payment Date. In these Conditions, the period beginning on and including the Issue Date and ending on but excluding the first Interest Payment Date and each successive period beginning on and including an Interest Payment Date and ending on but excluding the next succeeding Interest Payment Date is called an “Interest Period”. The amount of interest payable per Calculation Amount for any Interest Period shall be the Fixed Coupon Amount specified in the Pricing Term Sheet as being payable on the Interest Payment Date ending such Interest Period.
- (b) **Interest Payments:** Each Bond will cease to bear interest from the due date for redemption unless, upon surrender of the Certificate representing such Bond, payment of principal is improperly withheld or refused. In such event, it shall continue to bear interest in accordance with this Condition (both before and after judgment) until whichever is the earlier of (i) the day on which all sums due in respect of such Bond up to that day are received by or on behalf of the relevant Bondholder, and (ii) the day seven days after the Trustee or the Principal Paying Agent has notified Bondholders of receipt of all sums due in respect of all the Bonds up to that seventh day (except to the extent that there is failure in the subsequent payment to the relevant holders under these Conditions).
- (c) **Calculation of interest:** Interest in respect of any Bond shall be calculated per Calculation Amount. The amount of interest payable per Calculation Amount for any period, save where a Fixed Coupon Amount is applicable as provided in Condition 5(a) above, shall be calculated by applying the rate of interest specified in Condition 5(a) to the Calculation Amount and multiplying such product by the relevant day count fraction, which shall be determined on the basis of a 360-day year consisting of 12 months of 30 days each and, in the case of an incomplete month, the number of days elapsed. The amount of interest payable per Calculation Amount so calculated shall be rounded to the nearest yen (half a yen being rounded upwards).

6 Redemption and Purchase

- (a) **Final redemption:** Unless previously redeemed, or purchased and cancelled, the Bonds will be redeemed at their principal amount on the Maturity Date, subject as provided in Condition 7. The Bonds may not be redeemed at the option of the Issuer other than in accordance with this Condition 6.
- (b) **Redemption for taxation reasons:** The Bonds may be redeemed at the option of the Issuer in whole, but not in part, at any time, on giving not less than 30 nor more than 60 days’ notice to the Bondholders (which notice shall be irrevocable and shall be copied to the Trustee and the Principal Paying Agent), at their principal amount together with accrued but unpaid interest, if the Issuer satisfies the Trustee immediately prior to the giving of such notice that:
 - (i) it has or will become obliged to pay Additional Tax Amounts as provided or referred to in Condition 8(c) as a result of any change in, or amendment to, the laws or regulations of the PRC or any political subdivision or any authority thereof or therein having power to tax, or any change in the application or official interpretation of such laws or regulations (including a decision by a court of competent jurisdiction), which change or amendment becomes effective on or after Issue Date, and

(ii) such obligation cannot be avoided by the Issuer taking reasonable measures available to it,

provided that no such notice of redemption shall be given earlier than 90 days prior to the earliest date on which the Issuer would be obliged to pay such additional amounts if a payment in respect of the Bonds were then due. Upon publication of a notice of redemption pursuant to this Condition 6(b), the Bonds shall be redeemed on the date specified in such notice.

Prior to the publication of any notice of redemption pursuant to this Condition 6(b), the Issuer shall deliver to the Trustee (A) a certificate in English signed by two Authorised Signatories (as defined in the Trust Deed) of the Issuer stating that the obligation referred to in (i) above cannot be avoided by the Issuer taking reasonable measures available to it and (B) an opinion, addressed to and in form and substance satisfactory to the Trustee, of independent tax or legal advisers of recognised standing to the effect that the Issuer has or will become obliged to pay such Additional Tax Amounts as a result of such change or amendment, and the Trustee shall be entitled to accept such certificate and opinion as sufficient evidence of the satisfaction of the condition precedent set out in (ii) above, in which event the same shall be conclusive and binding on the Bondholders.

- (c) **Redemption for Change of Control:** At any time following the occurrence of a Change of Control, a Bondholder will have the right, at such holder's option, to require the Issuer to redeem all, but not some only, of such holder's Bonds on the Put Date at 101 per cent. of their principal amount together with accrued interest up to, but excluding the Put Date. To exercise such right, the relevant Bondholder must deposit at the specified office of the Principal Paying Agent or any Transfer Agent a duly completed and signed notice of redemption, in the form for the time being current, obtainable from the specified office of the Principal Paying Agent or any Transfer Agent (a "Put Exercise Notice"), together with the Certificate evidencing the Bonds to be redeemed by not later than 30 days following the Change of Control or, if later, 30 days following the date upon which notice thereof is given to Bondholders by the Issuer in accordance with Condition 15. The "Put Date" shall be the fourteenth day (or, if such day is not a Payment Business Day, the next Payment Business Day immediately following such day) after the expiry of such period of 30 days as referred to above.

A Put Exercise Notice, once delivered, shall be irrevocable and the Issuer shall redeem the Bonds the subject of Put Exercise Notices delivered as aforesaid on the Put Date.

The Issuer shall give notice to Bondholders in accordance with Condition 15 and to the Trustee and the Principal Paying Agent in writing by not later than 14 days following the first day on which it becomes aware of the occurrence of a Change of Control, which notice shall specify the procedure for exercise by holders of their rights to require redemption of the Bonds pursuant to this Condition 6(c).

The Trustee and the Agents shall not be required to take any steps to ascertain whether a Change of Control has occurred and shall not be responsible or liable to Bondholders, the Issuer or any other person for any loss arising from any failure to do so.

For the purposes of this Condition 6(c):

a "Change of Control" occurs when the SASAC ceases to directly or indirectly Control the Issuer or the Issuer consolidates with or merges into or sells or transfers all or substantially all of its assets to any other person or persons, acting together, except where such person(s) is/are Controlled by the SASAC;

"Control" means (where applicable): (i) the ownership or control of more than 50 per cent. of the Voting Rights of the issued share capital of a person or (ii) the nomination or designation of no less than 50 per cent. of the members then in office of a person's board of directors or other governing body, whether obtained directly or indirectly, and whether obtained by ownership of share capital, the possession of Voting Rights, contract or otherwise or (iii) the possession, directly or indirectly, of the power to direct

or cause the direction of the management policies of a person. For the avoidance of doubt, a person is deemed to Control another person so long as it fulfils one of the three foregoing requirements;

a “person” includes any individual, company, corporation, firm, partnership, joint venture, undertaking, association, organisation, trust, state, agency of a state (in each case whether or not being a separate legal entity) but does not include:

- (a) the Issuer’s board of directors or any other governing board; and
- (b) the Issuer’s wholly-owned direct or indirect subsidiaries; and

“Voting Rights” means the right generally to vote at a general meeting of shareholders of the Issuer (irrespective of whether or not, at the time, stock of any other class or classes shall have, or might have, voting power by reason of the happening of any contingency, and any such voting power shall therefore be excluded for the purpose of this definition).

- (d) **Notices of redemption:** If in respect of any Bond, a redemption notice pursuant to Condition 6(b) and a Put Exercise Notice pursuant to Condition 6(c) are given, the Put Exercise Notice shall prevail.
- (e) **Purchase:** The Issuer, the Guarantor (in the case of Guaranteed Bonds), the LC Bank (in the case of LC Bonds) and their respective Subsidiaries may at any time purchase Bonds in the open market or otherwise at any price. Any Bonds purchased by the Issuer or its Subsidiaries pursuant to this Condition 6(e) may be held, reissued, resold or surrendered to the Registrar for cancellation at the option of the Issuer or its Subsidiaries (as the case may be). The Bonds so purchased, while held by or on behalf of the Issuer, the Guarantor (in the case of Guaranteed Bonds), the LC Bank (in the case of LC Bonds) or any of their respective Subsidiaries, shall not entitle the holder to vote at any meetings of the Bondholders and shall not be deemed to be outstanding for, among other things, the purposes of calculating quorums at meetings of the Bondholders or for the purposes of Condition 12(a).

7 Payments

- (a) **Method of Payment:**
 - (i) Payments of principal shall be made (subject to surrender of the relevant Certificates at the specified office of any Transfer Agent or of the Registrar if no further payment falls to be made in respect of the Bonds represented by such Certificates) by transfer in Japanese yen to the registered account of the Bondholder. Interest on each Bond shall be paid to the person shown on the Register at the close of business on the fifth Business Day before the due date for payment thereof (the “Interest Record Date”). Payments of interest on each Bond shall be made in Japanese yen by transfer to the registered account of the Bondholder.
 - (ii) For the purposes of this Condition 7, a Bondholder’s “registered account” means the Japanese yen account maintained by or on behalf of it, details of which appear on the Register at the close of business on the fifth Business Day before the due date for payment.
 - (iii) If the amount of principal being paid upon surrender of the relevant Certificate is less than the outstanding principal amount of such Certificate, the Registrar will annotate the Register with the amount of principal so paid and will (if so requested in writing by the Issuer or a Bondholder) issue a new Certificate at the Issuer’s expense with a principal amount equal to the remaining unpaid outstanding principal amount. If the amount of interest being paid is less than the amount then due, the Registrar will annotate the Register with the amount of interest so paid.

So long as the Global Certificate is held on behalf of Euroclear Bank SA/NV and Clearstream Banking S.A. or any other clearing system, each payment in respect of the Global Certificate will be made to the person shown as the holder in the Register at the close of business of the relevant clearing system on

the Clearing System Business Day before the due date for such payments, where “Clearing System Business Day” means a weekday (Monday to Friday, inclusive) except 25 December and 1 January.

- (b) **Payments subject to Fiscal Laws:** All payments are subject in all cases to any applicable fiscal or other laws, regulations and directives in the place of payment but without prejudice to the provisions of Condition 8. No commission or expenses shall be charged to the Bondholders in respect of such payments.
- (c) **Payment Initiation:** Where payment is to be made by transfer to a registered account, payment instructions (for value on the due date, or if that is not a Payment Business Day, for value on the first following day which is a Payment Business Day) will be initiated on the last day on which the Principal Paying Agent is open for business preceding the due date for payment or, in the case of payments of principal where the relevant Certificate has not been surrendered at the specified office of any Transfer Agent or of the Registrar, on a day on which the Principal Paying Agent is open for business and on which the relevant Certificate is surrendered.
- (d) **Appointment of Agents:** The Principal Paying Agent, the Registrar and the Transfer Agent initially appointed by the Issuer and their respective specified offices are listed below. The Principal Paying Agent, the Registrar and the Transfer Agent act, save as specifically provided in these Conditions, solely as agents of the Issuer and do not assume any obligation or relationship of agency or trust for or with any Bondholder. The Issuer reserves the right at any time with the prior written approval of the Trustee to vary or terminate the appointment of the Principal Paying Agent, the Registrar or the Transfer Agent and to appoint additional or other Agents, provided that the Issuer shall at all times maintain (i) a Principal Paying Agent, (ii) a Registrar with a specified office outside the United Kingdom, (iii) a Transfer Agent, and (iv) such other agents as may be required by any other stock exchange on which the Bonds may be listed, in each case, as approved in writing by the Trustee.

Notice of any such change or any change of any specified office shall promptly be given by the Issuer to the Bondholders in accordance with Condition 15.
- (e) **Delay in Payment:** Bondholders will not be entitled to any interest or other payment for any delay after the due date in receiving the amount due on a Bond if the due date is not a Payment Business Day, or if the Bondholder is late in surrendering or cannot surrender its Certificate (if required to do so).
- (f) **Payment Business Days:** In these Conditions, “Payment Business Day” means a day (other than a Saturday or Sunday or public holiday) on which banks and foreign exchange markets are open for business in Tokyo and the city in which the specified office of the relevant Paying Agent is located and, in the case of surrender of a Certificate (if surrender of the relevant Certificate is required), the relevant place of presentation.

8 Taxation

- (a) All payments of principal, premium (if any) and interest by or on behalf of the Issuer in respect of the Bonds shall be made free and clear of, and without withholding or deduction for, any taxes, duties, assessments or governmental charges of whatever nature imposed, levied, collected, withheld or assessed by or within the PRC or any authority therein or thereof having power to tax, unless such withholding or deduction is required by law.
- (b) Where such withholding or deduction is made by the Issuer by or within the PRC at a rate up to and including the aggregate rate applicable on the Issue Date (the “Applicable Rate”), the Issuer will increase the amounts paid by it to the extent required, so that the net amount received by Bondholders equals the amounts which would otherwise have been receivable by them had no such withholding or deduction been required.

(c) If the Issuer is required to make a deduction or withholding by or within the PRC in excess of the Applicable Rate, the Issuer shall pay such additional amounts (“Additional Tax Amounts”) as will result in receipt by the Bondholders of such amounts as would have been received by them had no such withholding or deduction been required, except that no Additional Tax Amounts shall be payable in respect of any Bond:

- (x) Other connection: to a holder (or to a third party on behalf of a holder) who is liable to such taxes, duties, assessments or governmental charges in respect of such Bond by reason of his having some connection with the PRC other than the mere holding of the Bond; or
- (y) Surrender more than 30 days after the Relevant Date: in respect of which the Certificate representing it is presented for payment more than 30 days after the Relevant Date, except to the extent that the holder of it would have been entitled to such Additional Tax Amounts on surrendering the Certificate representing such Bond for payment on the last day of such period of 30 days.

“Relevant Date” in respect of any Bond means the date on which payment in respect of it first becomes due or (if any amount of the money payable is improperly withheld or refused) the date on which payment in full of the amount outstanding is made or (if earlier) the date seven days after that on which notice is duly given to the Bondholders that, upon further surrender of the Certificate representing such Bond being made in accordance with the Conditions, such payment will be made, provided that payment is in fact made upon such surrender.

References in these Conditions to principal, premium (if any) and interest shall be deemed also to refer to any Additional Tax Amounts which may be payable under this Condition 8 or any undertaking or covenant given in addition thereto or in substitution therefor pursuant to the Trust Deed.

(d) **Notice of Rate of Withholding:**

(x) **Payment by the Issuer:** In respect of any payment to be made by or on behalf of the Issuer under the Bonds, if (i) the Issuer is required to make a deduction or withholding by or within the PRC at any rate other than the Applicable Rate, where no Issuer Withholding Rate Notice (as defined below) has previously been given, or (ii) the rate at which such deduction or withholding will be made has changed from the one specified in the most recently given Issuer Withholding Rate Notice, the Issuer shall, at least seven Business Days prior to the date on which such payment is due, (x) give notice to the Bondholders (an “Issuer Withholding Rate Notice”) specifying the rate at which the Issuer is required to make deduction or withholding by or within the PRC in respect of such payment and the gross amount per Calculation Amount that the Issuer is required to pay prior to such deduction or withholding pursuant to the Conditions and (y) where the Bonds are listed on the Tokyo Stock Exchange, publish an announcement through the Tokyo Stock Exchange specifying such rate and gross amount.

(y) **Payment by the Guarantor:** In the case of Guaranteed Bonds, under the Deed of Guarantee, the Issuer shall, at least seven Business Days prior to the date on which such payment is due, (x) give notice to the Bondholders specifying the rate at which the Guarantor is required to make deduction or withholding by or within the PRC in respect of such payment and the gross amount per Calculation Amount that the Guarantor is required to pay prior to such deduction or withholding pursuant to the Deed of Guarantee and (y) where the Bonds are listed on the Tokyo Stock Exchange, publish an announcement through the Tokyo Stock Exchange specifying such rate and gross amount.

(z) **Payment by the LC Bank:** In the case of LC Bonds, if (i) the LC Bank is required to make a deduction or withholding by or within the PRC in respect of any payment to be made by it, where no LC Bank Withholding Rate Notice (as defined below) has previously been given, or (ii) the rate at which such deduction or withholding will be made has changed from the one specified in the most

recently given LC Bank Withholding Rate Notice, the Issuer shall, at least seven Business Days prior to the date on which such payment is due to be made to Bondholders, (x) give notice to the Bondholders (an “LC Bank Withholding Rate Notice”) specifying the rate at which the LC Bank is required to make deduction or withholding by or within the PRC in respect of such payment and the gross amount per Calculation Amount that the LC Bank is required to pay prior to such deduction or withholding pursuant to the Standby Letter of Credit and (y) where the Bonds are listed on the Tokyo Stock Exchange, publish an announcement through the Tokyo Stock Exchange specifying such rate and gross amount.

9 Events of Default

If any of the following events (each an “Event of Default”) occurs, the Trustee at its discretion may, and if so requested in writing by holders of at least 25 per cent. in principal amount of the Bonds then outstanding or if so directed by an Extraordinary Resolution shall (provided that the Trustee shall have been indemnified and/or secured and/or prefunded to its satisfaction), give notice to the Issuer that the Bonds are, and they shall immediately become, due and payable at 100 per cent. of their principal amount together (if applicable) with accrued interest:

(A) With respect to the Issuer:

- (a) **Non-Payment:** the Issuer fails to pay the principal of or any interest on any of the Bonds when due (which, for the avoidance of doubt, shall not include any obligation to pre-fund pursuant to Condition 2(b)(ii)(2) in the case of LC Bonds) and in the case of interest such failure continues for a period of 14 days; or
- (b) **Breach of Other Obligations:** the Issuer does not perform or comply with any one or more of its other obligations in the Bonds and/or the Trust Deed (where applicable) which default is in the opinion of the Trustee incapable of remedy or, if in the opinion of the Trustee capable of remedy, is not remedied within 30 days after notice of such default shall have been given to the Issuer by the Trustee; or
- (c) **Cross-Default:** (i) any other present or future indebtedness of the Issuer or any of its Subsidiaries for or in respect of moneys borrowed or raised becomes (or becomes capable of being declared) due and payable prior to its stated maturity by reason of any actual or potential default, event of default or the like (howsoever described), or (ii) any such indebtedness is not paid when due or, as the case may be, within any originally applicable grace period, or (iii) the Issuer or any of its Subsidiaries fails to pay when due any amount payable by it under any present or future guarantee for, or indemnity in respect of, any moneys borrowed or raised, provided that the aggregate amount of the relevant indebtedness, guarantees and indemnities in respect of which one or more of the events mentioned above in this Condition 9(A)(c) has occurred equals or exceeds US\$50 million or its equivalent in any other currency (as determined on the basis of the middle spot rate for the relevant currency against the U.S. dollar as quoted by any leading bank on the day on which such amount becomes due and payable or is not paid); or
- (d) **Enforcement Proceedings:** a distress, attachment, execution or other legal process is levied, enforced or sued out on or against all or, a material part of the property, assets or revenues of the Issuer or any of the Principal Subsidiaries and is not discharged or stayed within 30 days of having been so levied, enforced or sued out; or
- (e) **Security Enforced:** any mortgage, charge, pledge, lien or other encumbrance, present or future, created or assumed by the Issuer or any of the Principal Subsidiaries over the whole or, a material part of the assets of the Issuer or any of the Principal Subsidiaries becomes enforceable

and any step is taken to enforce it (including the taking of possession or the appointment of a receiver manager or other similar person) and is not discharged within 30 days; or

- (f) **Insolvency:** the Issuer or any of the Principal Subsidiaries is (or is, or could be, deemed by law or a court to be) insolvent or bankrupt or unable to pay its debts, stops, suspends or threatens to stop or suspend payment of all or a material part of its debts, proposes or makes a general assignment or an arrangement or composition with or for the benefit of the relevant creditors in respect of any of such debts or a moratorium is agreed or declared in respect of or affecting all or any material part of the debts of the Issuer or any of the Principal Subsidiaries; or
- (g) **Winding-up:** an administrator is appointed, an order of any court of competent jurisdiction is made or an effective resolution is passed for the winding-up or dissolution of the Issuer or any of the Principal Subsidiaries, or the Issuer or any of the Principal Subsidiaries ceases or threatens to cease to carry on all or, substantially all of its business or operations, except for the purpose of and followed by a reconstruction, amalgamation, reorganisation, merger or consolidation (i) on terms approved by an Extraordinary Resolution of the Bondholders, or (ii) in the case of a Principal Subsidiary, whereby the undertaking and assets of such Principal Subsidiary are transferred to or otherwise vested in the Issuer or another of the Principal Subsidiaries; or
- (h) **Authorisation and Consents:** any action, condition or thing (including the obtaining or effecting of any necessary consent, approval, authorisation, exemption, filing, licence, order, recording or registration) at any time required to be taken, fulfilled or done in order (i) to enable the Issuer lawfully to enter into, exercise its rights and perform and comply with its obligations under the Bonds, the Trust Deed and the Agency Agreement, (ii) to ensure that those obligations are legally binding and enforceable and (iii) to make the Bonds, the Trust Deed and the Agency Agreement admissible in evidence in the courts of Hong Kong is not taken, fulfilled or done; or
- (i) **Illegality:** it is or will become unlawful for the Issuer to perform or comply with any one or more of its obligations under any of the Bonds or the Trust Deed; or
- (j) **Deed of Guarantee:** in the case of Guaranteed Bonds, the Guarantee is not (or is claimed by the Guarantor not to be) enforceable, valid or in full force and effect; or
- (k) **Standby Letter of Credit:** in the case of LC Bonds, the Standby Letter of Credit is not (or is claimed by the LC Bank not to be) enforceable, valid or in full force and effect; or
- (l) **Analogous Events:** any event occurs which under the laws of any relevant jurisdiction has an analogous effect to any of the events referred to in any of Conditions 9(A)(d) to 9(A)(g) (both inclusive),

The Issuer has undertaken in the Trust Deed that, within 14 days of its annual audited financial statements being made available to its members, and also within 14 days after any request by the Trustee, it will send to the Trustee a certificate in English signed by two Authorised Signatories (as defined in the Trust Deed) of the Issuer to the effect that as at a date not more than five days prior to the date of the certificate no Event of Default or event or circumstance that could with the giving of notice, lapse of time and/or issue of a certificate become an Event of Default (each a “Potential Event of Default”) has occurred.

The Trustee shall have no obligation to monitor whether an Event of Default or a Potential Event of Default has occurred, and shall not be liable to the Bondholders or any other person for not doing so.

In this Condition 9(A), “Principal Subsidiary” means any Subsidiary of the Issuer:

- (a) whose revenue or (in the case of a Subsidiary which itself has Subsidiaries) consolidated revenue, as shown by its latest audited income statement is at least 5 per cent. of the consolidated revenue as shown by the latest published audited consolidated income statement of the Issuer and its Subsidiaries including, for the avoidance of doubt, the Issuer and its consolidated Subsidiaries' share of revenue of Subsidiaries not consolidated and of jointly controlled entities and after adjustments for minority interests; or
- (b) whose gross profit or (in the case of a Subsidiary which itself has Subsidiaries) consolidated gross profit, as shown by its latest audited income statement are at least 5 per cent. of the consolidated gross profit as shown by the latest published audited consolidated income statement of the Issuer and its Subsidiaries including, for the avoidance of doubt, the Issuer and its consolidated Subsidiaries' share of profits of Subsidiaries not consolidated and of jointly controlled entities and after adjustments for minority interests; or
- (c) whose gross assets or (in the case of a Subsidiary which itself has Subsidiaries) consolidated gross assets, as shown by its latest audited balance sheet are at least 5 per cent. of the amount which equals the amount included in the consolidated gross assets of the Issuer and its Subsidiaries as shown by the latest published audited consolidated balance sheet of the Issuer and its Subsidiaries including, for the avoidance of doubt, the investment of the Issuer in each Subsidiary whose accounts are not consolidated with the consolidated audited accounts of the Issuer and after adjustment for minority interests; or
- (d) to which is transferred the whole or substantially the whole of the assets of a Subsidiary which immediately prior to such transfer was a Principal Subsidiary, provided that the Principal Subsidiary which so transfers its assets shall forthwith upon such transfer cease to be a Principal Subsidiary and the Subsidiary to which the assets are so transferred shall cease to become a Principal Subsidiary at the date on which the first published audited accounts (consolidated, if appropriate) of the Issuer prepared as of a date later than such transfer are issued unless such Subsidiary would continue to be a Principal Subsidiary on the basis of such accounts by virtue of the provisions of paragraphs (a), (b) or (c) above of this definition,

provided that, in relation to paragraphs (a), (b) and (c) above of this definition:

- (i) in the case of a corporation or other business entity becoming a Subsidiary after the end of the financial period to which the latest consolidated audited accounts of the Issuer relate, the reference to the then latest consolidated audited accounts of the Issuer for the purposes of the calculation above shall, until consolidated audited accounts of the Issuer for the financial period in which the relevant corporation or other business entity becomes a Subsidiary are published be deemed to be a reference to the then latest consolidated audited accounts of the Issuer adjusted to consolidate the latest audited accounts (consolidated in the case of a Subsidiary which itself has Subsidiaries) of such Subsidiary in such accounts;
- (ii) if at any relevant time in relation to the Issuer or any Subsidiary which itself has Subsidiaries no consolidated accounts are prepared and audited, revenue, gross profit or gross assets of the Issuer and/or any such Subsidiary shall be determined on the basis of pro forma consolidated accounts prepared for this purpose by the Issuer;
- (iii) if at any relevant time in relation to any Subsidiary, no accounts are audited, its revenue, gross profit or gross assets (consolidated, if appropriate) shall be determined on the basis of pro forma accounts (consolidated, if appropriate) of the relevant Subsidiary prepared for this purpose by the Issuer; and

- (iv) if the accounts of any subsidiary (not being a Subsidiary referred to in proviso (i) above) are not consolidated with those of the Issuer, then the determination of whether or not such subsidiary is a Principal Subsidiary shall be based on a pro forma consolidation of its accounts (consolidated, if appropriate) with the consolidated accounts (determined on the basis of the foregoing) of the Issuer.

In addition, any Subsidiary which is not itself a Principal Subsidiary shall nevertheless be treated as a Principal Subsidiary if the revenue (or consolidated revenue if the Subsidiary itself has Subsidiaries), gross profit (or consolidated gross profit if the Subsidiary itself has Subsidiaries) or gross assets (or consolidated gross assets if the Subsidiary itself has Subsidiaries) attributable to such Subsidiary when aggregated with the revenue (or consolidated revenue if appropriate), gross profit (or consolidated gross profit if appropriate) or gross assets (or consolidated gross assets if appropriate) attributable to any other Subsidiary which is not itself a Principal Subsidiary and with respect to which any of the events referred to in this Condition 9(A) has occurred since the issue date of the Bonds and is continuing, exceeds 5 per cent. of the consolidated revenue, consolidated gross profit or consolidated gross assets of the Issuer and its Subsidiaries.

Subject to compliance with the requirement set forth below, a certificate in English prepared by the directors of the Issuer and signed by two Authorised Signatories (as defined in the Trust Deed) of the Issuer that in their opinion, a Subsidiary is or is not, or was or was not, a Principal Subsidiary shall, in the absence of manifest error, be conclusive and binding on the Bondholders and all parties. Each such certificate must be accompanied by a report by an internationally recognised firm of accountants addressed to the directors of the Issuer as to proper extraction and basis of the figures used by the Issuer in determining the Principal Subsidiaries of the Issuer and mathematical accuracy of the calculation.

(B) With respect to the Guarantor (in the case of Guaranteed Bonds only):

- (a) **Insolvency:** a decree or order by any court having jurisdiction shall have been issued adjudging the Guarantor bankrupt or insolvent, or approving a petition seeking the Guarantor's reorganisation or liquidation under bankruptcy, civil rehabilitation, reorganisation or insolvency law of Japan, and such decree or order shall have continued undischarged and unstayed for a period of 90 days, or a final and non-appealable order of a court of competent jurisdiction shall have been made for the Guarantor's winding up or dissolution; or
- (b) **Voluntary Insolvency:** the Guarantor shall have initiated or consented to proceedings relating to the Guarantor under bankruptcy, civil rehabilitation, reorganisation or insolvency law of Japan, or an effective resolution shall have been passed by the Guarantor for its winding up or dissolution,

in each case except for the purposes of, or pursuant to, a consolidation, amalgamation, merger or reconstruction under which the continuing corporation or other person, or the corporation or other person formed as a result thereof, effectively assumes the Guarantor's entire obligations under the Deed of Guarantee.

(C) With respect to the LC Bank (in the case of LC Bonds only):

- (a) **Cross-Default:**
 - (i) any Public External Indebtedness of the LC Bank or any of its Subsidiaries is not paid when due or, as the case may be, within any originally applicable grace period;
 - (ii) any such Public External Indebtedness becomes (or becomes capable of being declared) due and payable prior to its stated maturity otherwise than at the option of the LC Bank or (as the case may be) the relevant Subsidiary or (provided that no event of default,

howsoever described, has occurred) any person entitled to such Public External Indebtedness; or

- (iii) the LC Bank or any of its Subsidiaries fails to pay when due any amount payable by it under any guarantee or indemnity of any Public External Indebtedness,

provided that the amount of Public External Indebtedness referred to in Conditions 9(C)(a)(i) or 9(C)(a)(ii) and/or the amount payable under any guarantee or indemnity referred to in Condition 9(C)(a)(iii), individually or in the aggregate, exceeds U.S.\$25,000,000 (or its equivalent in any other currency or currencies); or

- (b) **Security Enforced:** a secured party takes possession, or a receiver, manager or other similar officer is appointed, of the whole or a substantial part of the undertaking, assets and revenues of the LC Bank or any of its Material Subsidiaries; or
- (c) **Insolvency:** (i) the LC Bank or any of its Material Subsidiaries becomes insolvent or is unable to pay its debts as they fall due, (ii) an administrator or liquidator is appointed (or application for any such appointment is made) in respect of the LC Bank or any of its Material Subsidiaries or the whole or a material part of the undertaking, assets and revenues of the LC Bank or any of its Material Subsidiaries, (iii) the LC Bank or any of its Material Subsidiaries takes any action for a readjustment or deferment of any of its obligations or makes a general assignment or an arrangement or composition with or for the benefit of its creditors or declares a moratorium in respect of any of its indebtedness or any guarantee or indemnity of any indebtedness given by it, or (iv) the LC Bank or any of its Material Subsidiaries ceases or threatens to cease to carry on all or any substantial part of its business, except in the case of any Material Subsidiary, where the cessation is for the purpose of and followed by a solvent winding-up, dissolution, reconstruction, amalgamation, merger or consolidation whereby the business, undertaking and assets of such Material Subsidiary are transferred to or otherwise vested in the LC Bank and/or another Subsidiary; or
- (d) **Winding-up:** an order is made or an effective resolution is passed for the winding up, liquidation or dissolution of the LC Bank or any of its Material Subsidiaries; or
- (e) **Analogous Events:** any event occurs which under the laws of the relevant jurisdiction has an analogous effect to any of the events referred to in Condition 9(C)(b) or Condition 9(C)(c).

In this Condition 9(C):

“Public External Indebtedness” means any indebtedness of the LC Bank or any Subsidiary of the LC Bank, or any guarantee or indemnity by the LC Bank of indebtedness, for money borrowed which (A) is in the form of or represented by any bond, note, debenture, debenture stock, loan stock, certificate or other instrument which is, or is capable of being, listed, quoted or traded on any stock exchange or in any securities market (including, without limitation, any over-the-counter market) outside the PRC (without regard, however, to whether or not such instruments are sold through public offerings or private placement) and (B) has an original maturity in excess of 365 days;

“Material Subsidiary” means a Subsidiary of the LC Bank,

- (A) whose gross revenue (consolidated in the case of a Subsidiary which itself has consolidated Subsidiaries), whose gross assets (consolidated in the case of a Subsidiary which itself has consolidated Subsidiaries) or whose net profit (consolidated in the case of Subsidiary which itself has consolidated Subsidiaries) represent not less than 5 per cent. of the consolidated gross revenue, the consolidated gross assets, or, as the case may be, the consolidated net profit of the LC Bank and its Subsidiaries taken as a whole, all as calculated respectively by reference to the

latest audited or reviewed financial statements (consolidated or, as the case may be, unconsolidated) of the Subsidiary and the then latest audited or reviewed consolidated financial statements of the LC Bank, provided that:

- (i) in the case of a Subsidiary acquired after the end of the financial period to which the then latest audited or reviewed consolidated financial statements of the LC Bank relate for the purpose of applying each of the foregoing tests, the reference to the LC Bank's latest audited or reviewed consolidated financial statements shall be deemed to be a reference to such audited or reviewed financial statements as if such Subsidiary had been shown therein by reference to its then latest relevant audited or reviewed financial statements, adjusted as deemed appropriate by the auditor for the time being, after consultation with the LC Bank;
 - (ii) if at any relevant time in relation to the LC Bank or any Subsidiary no financial statements are prepared and audited, its gross revenue, gross assets and net profit (consolidated, if applicable) shall be determined on the basis of pro forma consolidated financial statements (consolidated, if applicable) prepared for this purpose; and
 - (iii) if the financial statements of any Subsidiary (not being a Subsidiary referred to in proviso (1) above) are not consolidated with those of the LC Bank, then the determination of whether or not such Subsidiary is a Material Subsidiary shall be based on a pro forma consolidation of its financial statements (consolidated, if appropriate) with the consolidated financial statements (determined on the basis of the foregoing) of the LC Bank;
- (B) to which is transferred all or substantially all of the business, undertaking and assets of another Subsidiary which immediately prior to such transfer is a Material Subsidiary, whereupon (i) in the case of a transfer by a Material Subsidiary, the transferor Material Subsidiary shall immediately cease to be a Material Subsidiary and (ii) the transferee Subsidiary shall immediately become a Material Subsidiary, provided that on or after the date on which the relevant financial statements for the financial period current at the date of such transfer are published, whether such transferor Subsidiary or such transferee Subsidiary is or is not a Material Subsidiary shall be determined pursuant to the provisions of paragraph (A) of this definition above.

A certificate signed by an authorised signatory of the LC Bank that in his/her opinion (making such adjustments (if any) as he/she shall deem appropriate) a Subsidiary is or is not or was or was not at any particular time or during any particular period a Material Subsidiary shall, in the absence of manifest error, be conclusive and binding on the Issuer, the Trustee and the Bondholders.

10 Prescription

Claims in respect of principal and interest will become void unless made as required by Condition 7 within a period of 10 years in the case of principal and five years in the case of interest from the appropriate Relevant Date.

11 Replacement of Certificates

If any Certificate is lost, stolen, mutilated, defaced or destroyed it may be replaced at the specified office of the Registrar or any Transfer Agent subject to all applicable laws or other relevant authority requirements, upon payment by the claimant of the expenses incurred in connection with such replacement and on such terms as to evidence, security, indemnity and otherwise as (i) the Issuer may require (provided that the requirement is

reasonable in the light of prevailing market practice) or (ii) the relevant Agent may require. Mutilated or defaced Certificates must be surrendered before replacements will be issued.

12 Meetings of Bondholders and Modification

- (a) **Meetings of Bondholders:** The Trust Deed contains provisions for convening meetings of Bondholders to consider matters affecting their interests, including the sanctioning by Extraordinary Resolution of a modification of any of these Conditions or any provisions of the Trust Deed, the Agency Agreement or (as the case may be) the Deed of Guarantee or the Standby Letter of Credit. Such a meeting may be convened by the Issuer, the Guarantor or the Trustee, and shall be convened by the Trustee if requested in writing by Bondholders holding not less than 10 per cent. in aggregate principal amount of the Bonds for the time being outstanding and subject to it being indemnified and/or secured and/or pre-funded to its satisfaction against any costs and expenses. The quorum for any meeting convened to consider an Extraordinary Resolution will be two or more persons holding or representing more than 50 per cent. in the aggregate principal amount of the Bonds for the time being outstanding, or at any adjourned meeting two or more persons being or representing Bondholders whatever the principal amount of the Bonds held or represented, unless the business of such meeting includes consideration of proposals, *inter alia*, (i) to modify the maturity of the Bonds or the dates on which interest is payable in respect of the Bonds, (ii) to reduce or cancel the principal amount of, or interest on, the Bonds, (iii) to change the currency of payment of the Bonds, (iv) to modify the provisions concerning the quorum required at any meeting of Bondholders or the majority required to pass an Extraordinary Resolution, (v) (in the case of Guaranteed Bonds) to modify or cancel the Guarantee (other than a modification pursuant to Condition 12(b)), or (vi) (in the case of LC Bonds) to modify or release the Standby Letter of Credit (other than a modification pursuant to Condition 12(b)), in which case the necessary quorum will be two or more persons holding or representing not less than 66 per cent. or at any adjourned meeting not less than 33 per cent. in aggregate principal amount of the Bonds for the time being outstanding. Any Extraordinary Resolution duly passed shall be binding on Bondholders (whether or not they were present at the meeting at which such resolution was passed).

The Trust Deed provides that a resolution in writing signed by or on behalf of the holders of not less than 90 per cent. in aggregate principal amount of the Bonds for the time being outstanding shall for all purposes be as valid and effective as an Extraordinary Resolution passed at a meeting of Bondholders duly convened and held. Such a resolution in writing may be contained in one document or several documents in the same form, each signed by or on behalf of one or more Bondholders.

- (b) **Modification:** The Trustee may agree, without the consent of the Bondholders, to (i) any modification of any of these Conditions or any of the provisions of the Trust Deed, or the Agency Agreement or (as the case may be) the Deed of Guarantee or the Standby Letter of Credit that is in the opinion of the Trustee of a formal, minor or technical nature or is made to correct a manifest error or to comply with any mandatory provision of law, and (ii) any other modification (except as mentioned in the Trust Deed), and any waiver or authorisation of any breach or proposed breach, of any of these Conditions or any of the provisions of the Trust Deed or the Agency Agreement or (as the case may be) the Deed of Guarantee or the Standby Letter of Credit that is in the opinion of the Trustee not materially prejudicial to the interests of the Bondholders. Any such modification, authorisation or waiver shall be binding on the Bondholders and, unless the Trustee otherwise agrees, such modification, authorisation or waiver shall be notified by the Issuer to the Bondholders as soon as practicable.
- (c) **Entitlement of the Trustee:** In connection with the exercise of its functions (including but not limited to those referred to in this Condition 12), the Trustee shall have regard to the interests of the Bondholders as a class and shall not have regard to the consequences of such exercise for individual Bondholders and the Trustee shall not be entitled to require, nor shall any Bondholder be entitled to

claim, from the Issuer or the Trustee any indemnification or payment in respect of any tax consequence of any such exercise upon individual Bondholders.

13 Enforcement

At any time after the Bonds become due and payable, the Trustee may, at its discretion and without further notice, take any steps or action and/or institute such proceedings against the Issuer and/or (as the case may be) the Guarantor or the LC Bank, as it may think fit to enforce the terms of the Trust Deed and the Bonds and, where appropriate, to make a demand on the Guarantee or to draw down on and enforce the Standby Letter of Credit, but it need not take any such steps or action or institute any such proceedings unless (other than in the case of making a demand on the Guarantee or making a drawing under the Standby Letter of Credit) (a) it shall have been so directed by an Extraordinary Resolution or so requested in writing by Bondholders holding at least 25 per cent. in principal amount of the Bonds outstanding, and (b) it shall have been indemnified and/or secured and/or prefunded to its satisfaction. No Bondholder may proceed directly against the Issuer unless the Trustee, having become bound so to proceed, fails to do so within a reasonable time and such failure is continuing. Neither the Deed of Guarantee (in the case of Guaranteed Bonds) nor the Standby Letter of Credit (in the case of LC Bonds) entitles any Bondholder to directly enforce the terms thereunder against the relevant Credit Support Provider.

14 Indemnification of the Trustee

The Trust Deed contains provisions for the indemnification of and/or provision of security and/or prefunding for and to the Trustee and for its relief from responsibility. The Trustee is entitled to enter into business transactions with the Issuer, the Guarantor, the LC Bank and/or any entity related (directly or indirectly) to the Issuer, the Guarantor or the LC Bank, without accounting for any profit.

The Trustee may rely without liability to Bondholders or any other person on any report, confirmation, certificate or information from or any opinion or any advice of any accountants, lawyers, financial advisers, financial institution or any other expert or professional adviser, whether or not obtained by or addressed to it and whether their liability in relation thereto is limited (by its terms or by any engagement letter relating thereto entered into by the Trustee or any other person or in any other manner) by reference to a monetary cap, methodology or otherwise. The Trustee may accept and shall be entitled to rely on any such report, confirmation, information, certificate, opinion or advice and, in such event, such report, confirmation, information, certificate, opinion or advice shall be binding on the Issuer, the Guarantor, the LC Bank and the Bondholders.

Whenever the Trustee is required or entitled by the terms of the Trust Deed, the Agency Agreement, these Conditions or (as the case may be) the Deed of Guarantee or the Standby Letter of Credit to exercise any discretion or power, take any action, make any decision or give any direction, the Trustee is entitled, prior to exercising any such discretion or power, taking any such action, making any such decision or giving any such direction, to seek directions from the Bondholders by way of Extraordinary Resolution, and the Trustee shall not be responsible for any loss or liability incurred by the Issuer, the Guarantor, the LC Bank, the Bondholders or any other person as a result of any delay in it exercising such discretion or power, taking such action, making such decision or giving such direction as a result of seeking such direction from the Bondholders or in the event that no direction is given to the Trustee by the Bondholders.

None of the Trustee or any of the Agents shall be responsible for the performance by the Issuer, the Guarantor, the LC Bank or any person appointed by the Issuer in relation to the Bonds of the duties and obligations on their part expressed in respect of the same and, unless it has express written notice from the Issuer to the contrary, the Trustee and each Agent shall be entitled to assume that the same are being duly performed. None of the Trustee or any Agent shall be liable to any Bondholder, the Issuer, the Guarantor, the LC Bank or any other person for any action taken by the Trustee or such Agent in accordance with the instructions of the

Bondholders. The Trustee shall be entitled to rely without liability on any direction, request or resolution of Bondholders given by Bondholders holding the requisite principal amount of Bonds outstanding or passed at a meeting of Bondholders convened and held in accordance with the Trust Deed.

15 Notices

Notices to Bondholders will be valid if (a) made in writing in English and mailed to them by uninsured mail at the Issuer's expense at their addresses which appear in the Register maintained by the Registrar; or (b) published at the expense of the Issuer in a leading English language daily newspaper having general circulation in Asia (which is expected to be The Wall Street Journal Asia). Any such notice shall be deemed to have been given on the date of such publication or, if published more than once, on the first date on which publication is made.

So long as the Bonds are evidenced by the Global Certificate and such Bonds are held on behalf of a clearing system, notices to the holders of the Bonds shall be validly given by the delivery of the relevant notice to the relevant clearing system for communication by it to entitled accountholders in substitution for mailing or publication as required by the Conditions and shall be deemed to have been given on the date of delivery to such clearing system.

16 Currency Indemnity

The Japanese yen is the sole currency of account and payment for all sums payable by the Issuer under or in connection with the Bonds, including damages. Any amount received or recovered in a currency other than Japanese yen (whether as a result of, or of the enforcement of, a judgment or order of a court of any jurisdiction, in the insolvency, winding-up or dissolution of the Issuer or otherwise) by any Bondholder in respect of any sum expressed to be due to it from the Issuer shall only constitute a discharge to the Issuer to the extent of the Japanese yen amount which the recipient is able to purchase with the amount so received or recovered in that other currency on the date of that receipt or recovery (or, if it is not practicable to make that purchase on that date, on the first date on which it is practicable to do so). If that Japanese yen amount is less than the Japanese yen amount expressed to be due to the recipient under any Bond, the Issuer shall indemnify it against any loss sustained by it as a result. In any event, the Issuer shall indemnify the recipient against the cost of making any such purchase. For the purposes of this Condition 17, it will be sufficient for the Bondholder, as the case may be, to demonstrate that it would have suffered a loss had an actual purchase been made. These indemnities constitute a separate and independent obligation from the Issuer's other obligations, shall give rise to a separate and independent cause of action, shall apply irrespective of any indulgence granted by any Bondholder and shall continue in full force and effect despite any other judgment, order, claim or proof for a liquidated amount in respect of any sum due under any Bond or any other judgment or order.

17 Governing Law

- (a) **Governing Law:** The Bonds and the Trust Deed, and any non-contractual obligations arising out of or in connection with them, are all governed by and shall be construed in accordance with English law.
- (b) **Jurisdiction:** The courts of Hong Kong are to have exclusive jurisdiction to settle any disputes which may arise out of or in connection with the Bonds and accordingly any legal action or proceedings arising out of or in connection with the Bonds ("Proceedings") may be brought in such courts. The Issuer has in the Trust Deed irrevocably submitted to the jurisdiction of such courts.
- (c) **Service of Process:** The Issuer has agreed to receive service of process at its place of business in Hong Kong at Unit D, 19/F, United Centre, 95 Queensway, Hong Kong in any Proceedings in Hong Kong. If the Issuer ceases to have a place of business in Hong Kong, it shall promptly appoint a person in Hong Kong to accept service of process on its behalf and deliver to the Trustee a copy of such person's

acceptance of that appointment within 30 days of such cessation. Nothing herein shall affect the right to serve process in any other manner permitted by law.

- (d) **Waiver of Immunity:** The Issuer hereby waives any right to claim sovereign or other immunity from jurisdiction or execution and any similar defence, and irrevocably consents to the giving of any relief or the issue of any process, including, without limitation, the making, enforcement or execution against any property whatsoever (irrespective of its use or intended use) of any order or judgment made or given in connection with any Proceedings.

SUMMARY OF PROVISIONS RELATING TO THE BONDS IN GLOBAL FORM

Each Global Certificate contains provisions which apply to the Bonds while they are in global form, some of which modify the effect of the Conditions set out in this Offering Circular. The following is a summary of certain of those provisions. The paragraphs below apply separately to the Bonds of each Series, not to all Bonds that may be issued under the Programme Terms defined in the Conditions have the same meaning in the paragraphs below.

1 Initial Issue of Bonds

Each Global Certificate will be registered in the name of a nominee (the “Registered Holder”) for a common depositary for Euroclear and Clearstream (the “Common Depositary”) and may be delivered on or prior to the original issue date of the Bonds.

Upon the registration of a Global Certificate in the name of any nominee for Euroclear and Clearstream and delivery of the Global Certificate to the Common Depositary, Euroclear or Clearstream will credit each subscriber with a nominal amount of Bonds equal to the nominal amount thereof for which it has subscribed and paid.

2 Relationship of Accountholders with Clearing Systems

Each of the persons shown in the records of Euroclear, Clearstream or any other clearing system (“Alternative Clearing System”) as the holder of a Bond represented by a Global Certificate must look solely to Euroclear, Clearstream or any such Alternative Clearing System (as the case may be) for his share of each payment made by the Issuer to the holder of the Global Certificate and in relation to all other rights arising under the Global Certificate, subject to and in accordance with the respective rules and procedures of Euroclear, Clearstream, or such Alternative Clearing System (as the case may be). Such persons shall have no claim directly against the Issuer in respect of payments due on the Bonds for so long as the Bonds are represented by the Global Certificate and such obligations of the Issuer will be discharged by payment to the holder of the Global Certificate in respect of each amount so paid.

3 Exchange

Transfers of the holding of Bonds represented by a Global Certificate pursuant to Conditions may only be made if the relevant clearing system is closed for business for a continuous period of 14 days (other than by reason of holidays, statutory or otherwise) or announces an intention permanently to cease business or does in fact do so, provided that the Registered Holder has given the Registrar not less than 30 days’ notice at its specified office of the Registered Holder’s intention to effect such transfer.

4 Amendment to the Conditions

Each Global Certificate contains provisions that apply to the Bonds that it represents, some of which modify the effect of the Conditions set out in this Offering Circular. The following is a summary of certain of those provisions:

4.1 Payments

All payments in respect of Bonds represented by a Global Certificate will be made to, or to the order of, the person whose name is entered on the Register at the close of business on the record date which shall be on the Clearing System Business Day immediately prior to the date for payment, where Clearing System Business Day means Monday to Friday inclusive except 25 December and 1 January.

4.2 Notices

So long as the Bonds are represented by a Global Certificate and the Global Certificate is held on behalf of Euroclear or Clearstream or any Alternative Clearing System, notices to Bondholders may be given

by delivery of the relevant notice to Euroclear or Clearstream or the Alternative Clearing System, for communication by it to entitled accountholders in substitution for notification as required by the Conditions and shall be deemed to have been given on the date of delivery of the relevant notice to Euroclear or Clearstream or the Alternative Clearing System (as applicable).

4.3 Meetings

For the purposes of any meeting of Bondholders, the holder of the Bonds represented by the Global Certificate shall (unless the Global Certificate represents only one Bond) be treated as two persons for the purposes of any quorum requirements of a meeting of Bondholders and as being entitled to one vote in respect of each Japanese yen in principal amount of Bonds for which the Global Certificate is issued.

4.4 Bondholder's Redemption

The Bondholder's redemption option specified in the Conditions may be exercised by the holder of the Global Certificate giving notice to the Principal Paying Agent within the time limits specified in the Conditions, in accordance with the rules and procedures of Euroclear and Clearstream or any Alternative Clearing System, and stating the principal amount of Bonds in respect of which the option is exercised.

4.5 Issuer's Redemption

The option of the Issuer provided for in the Conditions shall be exercised by the Issuer giving notice to the Bondholders within the time limits set out in and containing the information required by the Conditions.

4.6 Transfers

Transfers of beneficial interests in the Bonds represented by a Global Certificate will be effected through the records of Euroclear and Clearstream or any Alternative Clearing System and their respective participants in accordance with the rules and procedures of Euroclear and Clearstream or any Alternative Clearing System and their respective direct and indirect participants.

4.7 Cancellation

Cancellation of any Bond represented by a Global Certificate will be effected by a reduction in the principal amount of the Bonds in the register of Bondholders and the Global Certificate on its presentation to or to the order of the Registrar for annotation (for information only) in the Schedule to the Global Certificate.

4.8 Trustee's Powers

In considering the interests of Bondholders while a Global Certificate is held on behalf of, or registered in the name of any nominee for a clearing system, the Trustee may have regard to any information provided to it by such clearing system or its operator as to the identity (either individually or by category) of its accountholders with entitlements in respect of the Bonds and may consider such interests as if such accountholders were the holders of the Bonds represented by the Global Certificate.

FORM OF PRICING TERM SHEET

Set out below is the form of Pricing Term Sheet which will be completed for each Tranche of Bonds issued under the Programme.

Pricing Term Sheet dated [●]

China Eastern Airlines Corporation Limited

Issue of Series [●] ¥[●] [●] per cent. Bonds due [●] under the Credit Enhanced Bond Issuance Programme

This Pricing Term Sheet, under which the Bonds described herein (the “Bonds”) are issued, is supplementary to and should be read in conjunction with the Offering Circular dated [●] 2018 (the “Offering Circular”) relating to China Eastern Airlines Corporation Limited’s Credit Enhanced Bond Issuance Programme. The Issuer accepts responsibility for the information contained in this Pricing Term Sheet which, when read together with the Offering Circular, contains all information that is material in the context of the issue of the Bonds.

This document constitutes the Pricing Term Sheet for the Bonds described herein. This document must be read in conjunction with the Offering Circular. Full information on the Issuer and the offer of the Bonds is only available on the basis of the combination of this Pricing Term Sheet and the Offering Circular. Copies of the Offering Circular may be obtained from [●].

Terms used herein shall be deemed to be defined as such for the purposes of the terms and conditions of the Bonds (the “Conditions”) set forth in the Offering Circular.

PROHIBITION OF SALES TO EEA RETAIL INVESTORS – The Bonds are not intended to be offered, sold or otherwise made available to and should not be offered, sold or otherwise made available to any retail investor in the European Economic Area (the “EEA”). For these purposes, a retail investor means a person who is one (or more) of: (i) a retail client as defined in point (11) of Article 4(1) of Directive 2014/65/EU (as amended, “MiFID II”); (ii) a customer within the meaning of Directive 2002/92/EC, where that customer would not qualify as a professional client as defined in point (10) of Article 4(1) of MiFID II; or (iii) not a qualified investor as defined in Directive 2003/71/EC. Consequently, no key information document required by Regulation (EU) No 1286/2014 (the “PRIIPs Regulation”) for offering or selling the Bonds or otherwise making them available to retail investors in the EEA has been prepared and therefore offering or selling the Bonds or otherwise making them available to any retail investor in the EEA may be unlawful under the PRIIPs Regulation.

- | | | |
|---|-----------------------------|---|
| 1 | Issuer: | China Eastern Airlines Corporation Limited |
| 2 | Series Number: | [●] |
| 3 | (i) Type of Credit Support: | [Guaranteed Bonds – The Bonds will have the benefit of a guarantee provided by Sumitomo Mitsui Banking Corporation acting through its Hong Kong Branch as to the principal and certain payments of interest under the Bonds.] [ICBC LC Bonds – The Bonds will have the benefit of a standby letter of credit issued by Industrial and Commercial Bank of China Limited acting through its Shanghai Municipal Branch.] [BOC LC Bonds – The Bonds will have the benefit of a standby letter of credit issued by Bank of China Limited |

| | |
|---|---|
| | acting through its Tokyo Branch.] |
| (ii) Credit Support Provider: | [Sumitomo Mitsui Banking Corporation acting through its Hong Kong Branch as Guarantor] [Industrial and Commercial Bank of China Limited acting through its Shanghai Municipal Branch as LC Bank] [Bank of China Limited acting through its Tokyo Branch as LC Bank] |
| (iii) [Guarantee Maximum Limit]/[LC Maximum Limit] | [●] |
| (iv) [LC Expiry Date] | [●] |
| 4 Aggregate Principal Amount: | ¥[●] |
| 5 Issue Price: | [●] per cent. of the aggregate principal amount |
| 6 (v) Specified Denominations: | ¥[●] [and integral multiples of [●] in excess thereof] |
| (vi) Calculation Amount: | [●] |
| 7 (i) Issue Date: | [●] |
| (vii) Interest Commencement Date: | [●] |
| 8 Maturity Date: | [●] |
| 9 Interest Basis: | Fixed Rate |
| (viii) Rate of Interest: | [●] per cent. per annum payable semi-annually in arrear |
| (ix) Interest Payment Dates: | [●] and [●] in each year (not adjusted) |
| (x) Fixed Coupon Amount: | [●] per Calculation Amount |
| [(iv) Broken Amount(s): | [[●] per Calculation Amount, payable on the Interest Payment Date falling on [●]] [Not Applicable] |
| 10 Date of board and shareholders approvals: | The Issuer has obtained all necessary consents, approvals and authorisations in connection with the issue and performance of the Bonds. The issue of the Bonds was authorised by resolutions of the board of directors of the Issuer on [●] 2018 and shareholder resolutions of the Issuer on [●] 2018. |

DISTRIBUTION

| | |
|--|--|
| 11 Method of Distribution: | [Syndicated/Non-syndicated] |
| (xi) Names of Manager(s): | [●] |
| (xii) Stabilising Manager(s) (if any): | [Not Applicable/ <i>give name</i>] |
| 12 U.S. Selling Restrictions: | Regulation S Category 1; TEFRA not applicable |
| 13 Additional Selling Restrictions: | [●] [Not Applicable] |
| 14 MIFID II Product Governance: | Professional investors and ECPs only target market – Solely for the purposes of [the/each] manufacturer’s product approval process, the target market assessment in respect of the Bonds has led to the conclusion that: (i) the target market for the Bonds is eligible counterparties and professional clients only, each as defined in MiFID II; and (ii) all channels for distribution of the Bonds to eligible |

counterparties and professional clients are appropriate. Any person subsequently offering, selling or recommending the Bonds (a "distributor") should take into consideration the manufacturer['s/s'] target market assessment; however, a distributor subject to MiFID II is responsible for undertaking its own target market assessment in respect of the Bonds (by either adopting or refining the manufacturer['s/s'] target market assessment) and determining appropriate distribution channels.

OPERATIONAL INFORMATION

15 ISIN Code: [●]

16 Common Code: [●]

GENERAL

17 Ratings: The Programme is rated, in respect of [Guaranteed Bonds/ICBC LC Bonds/BOC LC Bonds], [●] by [●].

The Bonds to be issued [are expected to be/have not been] rated:

[[Rating Agency]: [●]]

A security rating is not a recommendation to buy, sell or hold securities and may be subject to revision, suspension or withdrawal at any time by the assigning rating agency.

RESPONSIBILITY

The Issuer accepts responsibility for the information contained in this Pricing Term Sheet.

Signed on behalf of

CHINA EASTERN AIRLINES CORPORATION LIMITED

By:

Duly authorised

FORM OF DEED OF GUARANTEE

The Guaranteed Bonds will have the benefit of a Deed of Guarantee executed by the Guarantor in favour of the Trustee in substantially the following form:

This Deed of Guarantee is made on [●] by Sumitomo Mitsui Banking Corporation, acting through its Hong Kong Branch (the “**Guarantor**”) in favour of DB Trustees (Hong Kong) Limited (the “**Trustee**”, which expression shall include all persons for the time being the trustee or trustees under the Trust Deed and notified to the Guarantor) as trustee for itself and the Holders.

Whereas:

- (A) China Eastern Airlines Corporation Limited (the “**Issuer**”) proposes to issue ¥[●] principal amount of Bonds to be known as its Series [●] [●] per cent. Bonds due [●] which will be guaranteed as to payment of principal and interest by the Guarantor (the “**Bonds**”, which expression shall, if the context so admits, include the Global Certificates to be initially delivered in respect of the Bonds) pursuant to a trust deed in respect of the Bonds dated on or about the date of this Deed of Guarantee (this “**Deed**”), as amended or supplemented from time to time (the “**Trust Deed**”) between the Issuer and the Trustee.
- (B) The Guarantor has agreed to guarantee the payment of certain sums expressed to be payable from time to time by the Issuer in respect of the Bonds to the holders of any Bonds (the “**Holders**”).

This Deed Witnesses as follows:

1 Interpretation

- 1.1 Defined Terms:** In this Deed, unless otherwise defined herein, capitalised terms shall have the same meaning given to them in the terms and conditions applicable to the Bonds set out in Schedule 1 hereto, as completed and amended by the pricing term sheet applicable to the Bonds set out in Schedule 2 hereto (such terms and conditions as so completed and amended shall be referred to as the “**Conditions**”, and any reference to a particularly numbered Condition shall be construed accordingly).
- 1.2 Headings:** Headings shall be ignored in construing this Deed.
- 1.3 Contracts:** References in this Deed to this Deed or any other document are to this Deed or these documents as amended, supplemented or replaced from time to time in relation to the Bonds and includes any document that amends, supplements or replaces them.

2 Guarantee and Indemnity

- 2.1 Limited Guarantee:** The Guarantor irrevocably guarantees the following payments of principal and interest expressed to be payable by the Issuer under the Bonds (each a “**Guaranteed Payment**”, which term shall include any premium but exclude any Additional Tax Amounts (as defined in Condition 8), any additional amounts payable under Condition 8(b), default interest, indemnity amounts, fees, costs, expenses or any other amounts expressed to be payable by the Issuer under the Bonds or the Trust Deed), subject to the provisions in this Deed:
 - 2.1.1 Redemption on the Maturity Date:** upon being notified in writing by the Issuer or any Agent of any failure by the Issuer to pay in full the principal of and/or any interest on the Bonds which are due on the Maturity Date, the Trustee may, by notice to the Guarantor given within 30 days after the Maturity Date, require the Guarantor to pay the principal of the Bonds and any accrued but unpaid interest up to but excluding the Maturity Date;

- 2.1.2 **Redemption for taxation reasons pursuant to Condition 6(b):** upon being notified in writing by the Issuer or any Agent of any failure by the Issuer to pay in full the principal of and/or any interest on the Bonds which are due on the date set for the redemption of the Bonds pursuant to Condition 6(b) (the “**Tax Call Redemption Date**”), the Trustee may, by notice to the Guarantor given within 30 days after the Tax Call Redemption Date, require the Guarantor to pay the principal of the Bonds and any accrued but unpaid interest on the Bonds up to but excluding the Tax Call Redemption Date;
- 2.1.3 **Redemption for Change of Control pursuant to Condition 6(c):** upon being notified in writing by the Issuer, any Agent or any Bondholder of any failure by the Issuer to pay in full the principal (including premium) of and/or any interest on any Bond which has become due for redemption pursuant to Condition 6(c) on the applicable Put Date as a result of the delivery of a Put Exercise Notice by the relevant Bondholder, the Trustee may, provided that the Trustee shall have been (a) indemnified and/or secured and/or prefunded to its satisfaction and (b) so requested in writing by holders of at least 25 per cent. in principal amount of the Bonds then outstanding or so directed by an Extraordinary Resolution, after having given notice to the Issuer to declare the Bonds immediately due and payable pursuant to Condition 9 (any such notice given pursuant to Condition 9 shall be referred to as an “**Acceleration Notice**”) by reason of such failure by the Issuer to pay in full the principal (including premium) of and/or any interest on any Bond which has become due for redemption pursuant to Condition 6(c) on the applicable Put Date, by notice to the Guarantor given within 30 days after the date of such Acceleration Notice, require the Guarantor to pay the principal of the Bonds (including any premium in respect of Bonds which have become due for redemption pursuant to Condition 6(c)) and any accrued but unpaid interest on the Bonds up to but excluding the date of the Acceleration Notice;
- 2.1.4 **Acceleration as a result of other non-payments:** in the event that the Trustee shall have given an Acceleration Notice to the Issuer to declare the Bonds immediately due and payable pursuant to Condition 9 by reason of a non-payment described in Condition 9(A)(a) and except where Clause 2.1.1, 2.1.2 or 2.1.3 above applies, the Trustee may, provided that the Trustee shall have been (a) indemnified and/or secured and/or prefunded to its satisfaction and (b) so requested in writing by holders of at least 25 per cent. in principal amount of the Bonds then outstanding or so directed by an Extraordinary Resolution, by notice to the Guarantor given within 30 days after the date of such Acceleration Notice, require the Guarantor to pay the principal of the Bonds and any accrued but unpaid interest on the Bonds up to but excluding the date of the Acceleration Notice; and
- 2.1.5 **Acceleration as a result of other Events of Default:** in the event that the Trustee shall have given an Acceleration Notice to the Issuer to declare the Bonds immediately due and payable pursuant to Condition 9 by reason of the occurrence of any of the events described in Conditions 9(A)(b) through 9(A)(l) or Condition 9(B), the Trustee may, provided that the Trustee shall have been (a) indemnified and/or secured and/or prefunded to its satisfaction and (b) so requested in writing by holders of at least 25 per cent. in principal amount of the Bonds then outstanding or so directed by an Extraordinary Resolution, by notice to the Guarantor given within 30 days after the date of such Acceleration Notice, require the Guarantor to pay the principal of the Bonds and any accrued but unpaid interest on the Bonds up to but excluding the date of the Acceleration Notice,

provided, however, that if the Issuer has remedied its failure to make payment or otherwise satisfied its obligation to pay in respect of a Guaranteed Payment in part or in full prior to the Guarantor’s making payment in respect of such Guaranteed Payment, the Trustee shall notify the Guarantor of such fact as soon as reasonably practicable after being notified in writing by the Issuer or any Agent of such remedy or satisfaction and the Guarantor shall be relieved of its obligation to make such Guaranteed Payment to the extent already discharged by the Issuer.

2.2 Extra Amount: When delivering a notice to the Guarantor under Clause 2.1 (a “**Payment Notice**”), the Trustee shall require the Guarantor to pay, and the Guarantor agrees to pay, in addition to the Guaranteed Payment, the amount of ¥100,000,000 (the “**Extra Amount**”), which is to be applied in accordance with the provisions of the Trust Deed.

2.3 Payment Notice: Any Payment Notice given by the Trustee to the Guarantor shall be substantially in the form set out in Schedule 3 hereto and delivered by courier or in person at the address and to the attention of the Guarantor specified in Clause 5 below, accompanied by a certificate of authorised signatories of the Trustee. In no event can the Payment Notice be delivered after 5:00 p.m. (Hong Kong time) on the 30th day after the Maturity Date (the “**Expiry Time**”). The right of the Trustee to deliver a Payment Notice to the Guarantor under Clause 2.1 may only be exercised once. The Trustee may in the Payment Notice specify an amount to be paid by the Guarantor in respect of a Guaranteed Payment only to the extent that, prior to serving the Payment Notice, the Trustee has not received a notice in writing from the Issuer or any Agent notifying it that such amount has already been discharged by the Issuer.

The Guarantor shall within 30 Business Days after receipt of the original signed copy of the Payment Notice pay to or to the order of the Trustee the amount of the Guaranteed Payment and Extra Amount specified in the Payment Notice. In this Deed, the term “**Business Day**” shall mean a day (other than a Saturday, Sunday or public holiday) on which commercial banks are open for business in Tokyo and Hong Kong). The Guarantor shall be subject to no further payment obligations under this Deed or any other documents related to the Bonds after making payment of the Guaranteed Payment and the Extra Amount to or to the order of the Trustee in accordance with this Clause 2.

In accepting and making payment in accordance with any demand made in a Payment Notice, the Guarantor shall not be required to verify or enquire the basis of the demand, in particular, whether any such demand is made by reason of or in consequence of any non-payment or default on the part of the Issuer in its performance of the Bonds or acceleration by the Trustee of the Bonds, or obtain proof of occurrence of any specific events. The Guarantor shall not be obligated to ascertain the legality, validity and enforceability of the Bonds, the Trust Deed or other documents related to the Bonds or to verify any ground based on which a claim is made under the Payment Notice or any statements contained in the Payment Notice or any other documents which may be served on or presented to the Guarantor in accordance with the terms of this Deed and shall accept the statements therein as conclusive evidence of the facts stated.

The Guarantor acknowledges and agrees that the Trustee shall be entitled to assume without liability to the Guarantor, any Bondholder or any other person and for all purposes that (aa) the Issuer has not remedied its failure to make payment or otherwise satisfied its obligation to pay in respect of a Guaranteed Payment in part or in full if the Trustee has not received notice in writing from the Issuer confirming such remedy or satisfaction prior to its giving a Payment Notice and (bb) any information provided to it by the Issuer, any Bondholder, the Guarantor or any Agent as contemplated in this Deed, the Trust Deed, the Conditions or otherwise is true and accurate in all respects.

2.4 Taxation: All payments by the Guarantor under this Clause 2 shall be made free and clear of, and without withholding or deduction for or on account of, any taxes, duties, assessments or governmental charges unless such withholding or deduction is required by law.

If the Guarantor is required to make, and has made, a deduction or withholding on the Guaranteed Payment for or on account of any taxes, duties, assessments or governmental charges of whatever nature imposed, levied, collected, withheld or assessed by or within the PRC or any authority therein or thereof having power to tax (“**PRC Tax**”), the Guarantor shall pay such additional amounts as will result in receipt by or on behalf of the Trustee of such amounts as would have been received by or on behalf of it had no such withholding or deduction for or on account of PRC Tax been required. In such case, the Guarantor shall, by the last Business Day of the next calendar month following such payment, deliver to the Trustee a

document issued by the Guarantor and/or the competent taxing authority of the PRC certifying the payment of such PRC tax and the amount so paid. If there are multiple documents evidencing the payment of such PRC Tax, the Guarantor shall deliver all such documents to the Trustee.

2.5 Maximum Liability: The aggregate liability of the Guarantor under this Deed shall be expressed and payable in Japanese yen and (including any amount to be deducted or withheld for or on account of PRC Tax or otherwise under Clause 2.4) shall not in any circumstances exceed ¥[●].

2.6 Guarantor's Obligations: The obligations of the Guarantor are additional to, and not instead of, any security or other guarantee or indemnity at any time existing in favour of any person, whether from the Guarantor or otherwise and may be enforced without first having recourse to the Issuer (except for the giving of an Acceleration Notice in the circumstances set out in Clauses 2.1.3, 2.1.4 and 2.1.5), any other person, any security or any other guarantee or indemnity.

In no circumstances can the Guarantor be required to make payment in relation to the Bonds except as provided in this Deed.

For the avoidance of doubt, this Deed shall expire at the Expiry Time (other than the obligation of the Guarantor to make payment in relation to a Payment Notice duly delivered prior to the Expiry Time) and in no event shall the Guarantor be liable to make any payment under this Deed unless a Payment Notice has been duly delivered to it in accordance with Clause 2.3 prior to the Expiry Time.

3 Amendment and Termination

The Guarantor may not amend, vary, terminate or suspend this Guarantee or its obligations hereunder unless (i) such amendment, variation, termination or suspension shall have been approved by the Trustee in writing acting on instructions of the Holders by way of an Extraordinary Resolution (as defined in the Trust Deed) to which the special quorum provisions specified in the Bonds apply or (ii) such amendment or variation is, in the opinion of the Trustee, of a formal, minor or technical nature or made to correct a manifest error or to comply with mandatory provisions of law, save that nothing in this Clause shall prevent the Guarantor from increasing or extending its obligations hereunder by way of supplement to this Guarantee at any time.

4 General

4.1 Benefit: This Guarantee shall enure for the benefit of the Trustee and any successor trustee under the Trust Deed. In order for a successor trustee to take benefit of this Guarantee, any change in the identity of the Trustee shall be notified to the Guarantor in writing no less than 15 days prior to serving any Payment Notice.

4.2 Deposit of Guarantee: The Guarantor shall deposit this Deed with the Trustee, to be held by the Trustee until all the obligations of the Guarantor have been discharged in full. The Guarantor acknowledges the right of each Holder to the production of, and to obtain a copy of, this Guarantee.

5 Communications

5.1 Any Payment Notice given under this Deed shall be delivered by courier or in person and any other communication given under or in connection with this Deed shall be by letter or fax:

in the case of the Guarantor, to it at:

Sumitomo Mitsui Banking Corporation, Hong Kong Branch
7/F, One International Finance Centre
1 Harbour View Street

Central
Hong Kong

Fax no.: +852 2206 2968
Attention: Loan Operation Department

and in the case of the Trustee, to it at:

DB Trustees (Hong Kong) Limited
52nd Floor, International Commerce Centre
1 Austin Road West
Kowloon
Hong Kong

Fax no.: +852 2203 7320
Attention: The Managing Director

or such other address or fax number as the Guarantor or the Trustee may by not less than 15 days' prior written notice have notified to the Trustee or the Guarantor (as the case may be) for the purposes of this Deed.

5.2 All Communications to be in English: Any communication given under or in connection with this Deed must be in English.

5.3 Effectiveness: Communications will take effect, in the case of a Payment Notice or a letter, when actually delivered, or in the case of fax, when the relevant delivery receipt is received by the sender; provided that any communication which is received (or deemed to take effect in accordance with the foregoing) on a non-business day or after 5:00 p.m. on a business day in the place of receipt shall be deemed to take effect at the opening of business on the next following business day in such place. Any communication delivered to any party under this Deed which is to be sent by fax will be written legal evidence.

6 Governing Law and Jurisdiction

6.1 Governing Law: This Deed and any non-contractual obligations arising out of or in connection with it shall be governed by and construed in accordance with English law.

6.2 Jurisdiction: The courts of Hong Kong are to have jurisdiction to settle any disputes that may arise out of or in connection with this Deed and accordingly any legal action or proceedings arising out of or in connection with this Deed ("**Proceedings**") may be brought in such courts. The Guarantor irrevocably submits to the jurisdiction of such courts and waives any objection to Proceedings in such courts whether on the ground of venue or on the ground that the Proceedings have been brought in an inconvenient forum. This Clause 6.2 is for the benefit of the Trustee and shall not limit the right of the Trustee to take Proceedings in any other court of competent jurisdiction nor shall the taking of Proceedings in one or more jurisdictions preclude the taking of Proceedings in any other jurisdiction (whether concurrently or not).

6.3 Third Party Rights: No person other than the Trustee shall be entitled to enforce any terms of this Deed.

FORM OF ICBC STANDBY LETTER OF CREDIT

The ICBC LC Bonds will have the benefit of a separate Standby Letter of Credit issued by ICBC in substantially the same following form:

IRREVOCABLE STANDBY LETTER OF CREDIT

FM: INDUSTRIAL AND COMMERCIAL BANK OF CHINA LIMITED, ACTING THROUGH ITS SHANGHAI MUNICIPAL BRANCH (SWIFT: ICBKCNBJSHI)

[9 PUDONG AVENUE, PUDONG NEW AREA (XINQU), SHANGHAI, CHINA]

DATE: []

TO BENEFICIARY: DB TRUSTEES (HONG KONG) LIMITED (THE "**TRUSTEE**") IN ITS CAPACITY AS TRUSTEE FOR AND ON BEHALF OF ITSELF AND THE HOLDERS (THE "**BONDHOLDERS**") OF THE SERIES [] JPY [] IN THE AGGREGATE PRINCIPAL AMOUNT [COUPON] PER CENT. BONDS DUE [] (ISIN: [] / COMMON CODE: []) (THE "**BONDS**") TO BE ISSUED BY CHINA EASTERN AIRLINES CORPORATION LIMITED (THE "**BOND ISSUER**") AND TO BE CONSTITUTED BY A TRUST DEED DATED [] (THE "**BOND ISSUE DATE**") BETWEEN THE BOND ISSUER AND THE TRUSTEE (AS AMENDED OR SUPPLEMENTED FROM TIME TO TIME, THE "**TRUST DEED**").

DEAR SIRs,

RE: OUR IRREVOCABLE STANDBY LETTER OF CREDIT NO. []

AT THE REQUEST OF OUR CUSTOMER, THE BOND ISSUER, WE, INDUSTRIAL AND COMMERCIAL BANK OF CHINA LIMITED, ACTING THROUGH OUR SHANGHAI MUNICIPAL BRANCH (THE "**ISSUING BANK**," "**OUR**," "**US**" OR "**WE**"), HEREBY ISSUE OUR IRREVOCABLE STANDBY LETTER OF CREDIT NO. [] IN YOUR FAVOUR, AND FOR THE ACCOUNT OF THE BOND ISSUER, IN RESPECT OF AND IN CONNECTION WITH THE TERMS AND CONDITIONS OF THE BONDS APPENDED TO THE TRUST DEED (THE "**CONDITIONS**") AND THE TRUST DEED. THIS IRREVOCABLE STANDBY LETTER OF CREDIT IS MADE AVAILABLE BY US FOR PAYMENT AGAINST OUR RECEIPT OF A DEMAND SUBSTANTIALLY IN THE FORM SET OUT IN APPENDIX A-1 (A "**DEMAND**") PRESENTED IN ACCORDANCE WITH THIS IRREVOCABLE STANDBY LETTER OF CREDIT STATING THAT (1) THE BOND ISSUER HAS FAILED TO COMPLY WITH CONDITION 2(B)(II)(2) OF THE CONDITIONS (THE "**PRE-FUNDING CONDITION**") IN RELATION TO PRE-FUNDING THE AMOUNT THAT IS REQUIRED TO BE PRE-FUNDED UNDER THE CONDITIONS AND/OR FAILED TO PROVIDE THE REQUIRED CONFIRMATIONS (AS DEFINED IN THE CONDITIONS) IN ACCORDANCE WITH THE PRE-FUNDING CONDITION OR (2) AN EVENT OF DEFAULT (AS DEFINED IN THE CONDITIONS) HAS OCCURRED AND THE BENEFICIARY, AS TRUSTEE FOR THE BONDS, HAS GIVEN NOTICE TO THE BOND ISSUER THAT THE BONDS ARE DUE AND PAYABLE IN ACCORDANCE WITH THE CONDITIONS OR (3) THE BOND ISSUER HAS FAILED TO PAY ALL FEES, COSTS, EXPENSES, INDEMNITY PAYMENTS AND/OR OTHER AMOUNTS EXPRESSED TO BE PAYABLE IN CONNECTION WITH THE BONDS, THE TRUST DEED AND/OR THE AGENCY AGREEMENT WHEN DUE AND SUCH FAILURE CONTINUES FOR A PERIOD OF SEVEN DAYS FROM THE DATE OF THE TRUSTEE DELIVERING ITS DEMAND THEREFOR TO THE BOND ISSUER.

SUBJECT TO THE TERMS OF THIS IRREVOCABLE STANDBY LETTER OF CREDIT, WE UNCONDITIONALLY AND IRREVOCABLY UNDERTAKE TO YOU THAT, ON AND AFTER THE BOND ISSUE DATE AND FOLLOWING RECEIPT BY US OF A DEMAND BY NO LATER THAN 6:00 P.M. (HONG KONG TIME) ON A BUSINESS DAY, WE SHALL BY NO LATER THAN 11:00 A.M. (HONG KONG TIME) ON THE FOURTH BUSINESS DAY AFTER SUCH BUSINESS DAY (OR, IF SUCH DEMAND IS

RECEIVED AFTER 6:00 P.M. (HONG KONG TIME) ON A BUSINESS DAY, THE FIFTH BUSINESS DAY IMMEDIATELY FOLLOWING SUCH BUSINESS DAY) PAY TO OR TO THE ORDER OF THE BENEFICIARY THE AMOUNT IN JAPANESE YEN SPECIFIED IN THE DEMAND TO THE ACCOUNT SPECIFIED IN THE DEMAND. "**BUSINESS DAY**" MEANS A DAY (OTHER THAN A SATURDAY, SUNDAY OR PUBLIC HOLIDAY) ON WHICH COMMERCIAL BANKS ARE OPEN FOR BUSINESS IN HONG KONG, SHANGHAI AND TOKYO.

SUBJECT TO THE TERMS OF THIS IRREVOCABLE STANDBY LETTER OF CREDIT, OUR OBLIGATION TO PAY YOU IS UNCONDITIONAL AND ABSOLUTE AND ANY DEMAND BY YOU UNDER THIS IRREVOCABLE STANDBY LETTER OF CREDIT SHALL BE HONOURED WITHOUT FURTHER ENQUIRY AS TO YOUR RIGHTS TO MAKE SUCH DEMAND.

OUR AGGREGATE LIABILITY UNDER THIS IRREVOCABLE STANDBY LETTER OF CREDIT SHALL BE EXPRESSED AND PAYABLE IN JAPANESE YEN AND SHALL NOT IN ANY CIRCUMSTANCES EXCEED JPY[] (THE "**MAXIMUM LIMIT**").

THIS IRREVOCABLE STANDBY LETTER OF CREDIT TAKES EFFECT FROM THE DATE HEREOF AND SHALL REMAIN VALID AND IN FULL FORCE UNTIL 6:00 P.M. (HONG KONG TIME) ON []¹ (THE "**EXPIRY TIME**") AND SHALL EXPIRE AT THE PLACE OF THE ISSUING BANK. PAYMENT WILL BE EFFECTED AFTER OUR RECEIPT OF A DEMAND PRESENTED IN ACCORDANCE WITH THIS IRREVOCABLE STANDBY LETTER OF CREDIT, WHICH IS PRESENTED ON OR AFTER THE BOND ISSUE DATE AND ON OR BEFORE THE EXPIRY TIME OF THIS IRREVOCABLE STANDBY LETTER OF CREDIT (OR SUCH LATER TIME AS REFERRED TO IN THE THIRD TO LAST PARAGRAPH OF THIS IRREVOCABLE STANDBY LETTER OF CREDIT).

ANY DEMAND UNDER THIS IRREVOCABLE STANDBY LETTER OF CREDIT IS TO BE PRESENTED BY WAY OF AN AUTHENTICATED SWIFT PRESENTED BY YOU (OR, IN THE CASE OF DB TRUSTEES (HONG KONG) LIMITED, PRESENTED BY DEUTSCHE BANK AG, HONG KONG BRANCH ON ITS BEHALF) AS TRUSTEE FOR THE BONDS TO US (SWIFT: ICBKCNBJSHI) WITHOUT THE NEED TO PHYSICALLY PRESENT AN ORIGINAL OF THAT DEMAND AT OUR COUNTER; *PROVIDED* THAT IN THE EVENT THAT THE SWIFT SYSTEM IS NOT AVAILABLE FOR ANY REASON, YOU (THE BENEFICIARY) MAY INSTEAD PRESENT A DEMAND TO US VIA FACSIMILE TRANSMISSION AT +86 [] AND SUCH DEMAND SHALL BE SIGNED BY YOU AS TRUSTEE FOR THE BONDS AND ACCOMPANIED BY A COPY OF A LIST OF AUTHORISED SIGNATORIES OF THE TRUSTEE, TOGETHER WITH A STATEMENT THAT THE LIST OF AUTHORISED SIGNATORIES PROVIDED IS VALID AND EFFECTIVE. IN THE EVENT OF A PRESENTATION BY FACSIMILE TRANSMISSION, NEITHER THE ORIGINAL OF THE DEMAND SO PRESENTED NOR OF ANY OTHER DOCUMENTATION SHALL BE REQUIRED TO BE PHYSICALLY PRESENTED.

MULTIPLE DRAWINGS AND PARTIAL PAYMENTS UNDER THIS IRREVOCABLE STANDBY LETTER OF CREDIT ARE PERMITTED, AND EACH SUCH DRAWING SHALL REDUCE THE TOTAL AMOUNT AVAILABLE FOR DRAWING UNDER THIS IRREVOCABLE STANDBY LETTER OF CREDIT BY AN AMOUNT EQUAL TO SUCH DRAWING.

ALL CHARGES ARE FOR THE ACCOUNT OF THE BOND ISSUER AND, FOR THE AVOIDANCE OF DOUBT, ARE NOT FOR THE ACCOUNT OF THE BENEFICIARY.

NOTWITHSTANDING THE MAXIMUM LIMIT, ALL PAYMENTS UNDER THIS IRREVOCABLE STANDBY LETTER OF CREDIT SHALL BE MADE IN JAPANESE YEN AND FOR VALUE ON THE DATE SPECIFIED IN THE DEMAND IN IMMEDIATELY AVAILABLE FUNDS WITHOUT ANY DEDUCTION OR WITHHOLDING ON ACCOUNT OF TAX, SET-OFF OR OTHERWISE, UNLESS AND TO THE EXTENT

¹ The date will be one month after the Maturity Date.

THAT ANY DEDUCTION OR WITHHOLDING IS REQUIRED BY LAW, IN WHICH CASE, THE ISSUING BANK SHALL PAY SUCH ADDITIONAL AMOUNTS AS WILL RESULT IN RECEIPT BY THE TRUSTEE FOR THE BONDS OF SUCH AMOUNTS AS WOULD HAVE BEEN RECEIVED BY IT HAD NO SUCH DEDUCTION OR WITHHOLDING BEEN SO REQUIRED BY LAW. IN THE EVENT THAT THE ISSUING BANK HAS MADE ANY DEDUCTION OR WITHHOLDING FOR ANY TAXES, DUTIES, ASSESSMENTS OR GOVERNMENTAL CHARGES OF WHATEVER NATURE IMPOSED, LEVIED, COLLECTED, WITHHELD OR ASSESSED BY OR WITHIN THE PRC OR ANY AUTHORITY THEREIN OR THEREOF HAVING POWER TO TAX (“**PRC TAX**”), IT SHALL, BY THE LAST BUSINESS DAY OF THE NEXT CALENDAR MONTH FOLLOWING SUCH PAYMENT, DELIVER TO THE TRUSTEE A DOCUMENT ISSUED BY THE ISSUING BANK AND/OR THE COMPETENT TAXING AUTHORITY OF THE PRC CERTIFYING THE PAYMENT OF SUCH PRC TAX AND THE AMOUNT SO PAID. IF THERE ARE MULTIPLE DOCUMENTS EVIDENCING THE PAYMENT OF SUCH PRC TAX, THE ISSUING BANK SHALL DELIVER ALL SUCH DOCUMENTS TO THE TRUSTEE.

THE BENEFICIARY’S RIGHTS UNDER THIS IRREVOCABLE STANDBY LETTER OF CREDIT MAY BE TRANSFERRED OR RE-TRANSFERRED IN WHOLE OR IN PART TO ANY ADDITIONAL OR REPLACEMENT TRUSTEE IN RESPECT OF THE BONDS SUBJECT ONLY TO AT LEAST 15 DAYS’ NOTICE HAVING BEEN GIVEN TO US BY YOU (OR, IN THE CASE OF DB TRUSTEES (HONG KONG) LIMITED, PRESENTED BY DEUTSCHE BANK AG, HONG KONG BRANCH ON ITS BEHALF) AS TRUSTEE FOR THE BONDS BY AUTHENTICATED SWIFT, OR IN THE EVENT THAT THE SWIFT SYSTEM IS NOT AVAILABLE FOR ANY REASON, VIA FACSIMILE TRANSMISSION TO US AT +86 [], AND ACKNOWLEDGED BY US.

WE MAY NOT TRANSFER OR NOVATE ANY OF OUR OBLIGATIONS UNDER THIS IRREVOCABLE STANDBY LETTER OF CREDIT.

NOTWITHSTANDING THE FOREGOING PROVISIONS OF THIS IRREVOCABLE STANDBY LETTER OF CREDIT, IN THE UNEXPECTED EVENT THAT WE ARE CLOSED WHEN YOU WISH TO PRESENT A DEMAND HEREUNDER ON THE DAY AND AT THE TIME A DEMAND IS PERMITTED TO BE PRESENTED IN ACCORDANCE WITH THIS IRREVOCABLE STANDBY LETTER OF CREDIT, WE AGREE THAT YOU CAN PRESENT THE DEMAND BY AUTHENTICATED SWIFT OR, IN THE EVENT THAT THE SWIFT SYSTEM IS NOT AVAILABLE FOR ANY REASON, YOU (THE BENEFICIARY) MAY INSTEAD PRESENT A DEMAND TO US VIA FACSIMILE TRANSMISSION AT +86 [] FROM THE DATE OF OUR RESUMPTION OF OUR BUSINESS; PROVIDED THAT IF WE ARE CLOSED AT THE EXPIRY TIME, THE EXPIRY TIME SHALL BE AUTOMATICALLY EXTENDED BY, AND SUCH PRESENTATION SHALL BE RECEIVED BY US, WITHIN FIVE BUSINESS DAYS AFTER THE DATE OF OUR RESUMPTION OF OUR BUSINESS.

ANY SETTLEMENT OR DISCHARGE BETWEEN US AS ISSUING BANK AND YOU AS TRUSTEE FOR THE BONDS AND BENEFICIARY SHALL BE CONDITIONAL UPON NO PAYMENT TO YOU BY THE BOND ISSUER OR ANY OTHER PERSON ON THE BOND ISSUER’S BEHALF BEING AVOIDED (BY VIRTUE OF ANY LAWS RELATING TO BANKRUPTCY, INSOLVENCY, LIQUIDATION OR SIMILAR LAWS OF GENERAL APPLICATION FOR THE TIME BEING IN FORCE) AND, IN THE EVENT OF ANY SUCH PAYMENT BEING SO AVOIDED, YOU SHALL BE ENTITLED TO RECOVER THE AMOUNT BY WHICH SUCH PAYMENT IS SO AVOIDED FROM US SUBSEQUENTLY AS IF SUCH SETTLEMENT OR DISCHARGE HAD NOT OCCURRED.

EXCEPT TO THE EXTENT IT IS INCONSISTENT WITH THE EXPRESS TERMS OF THIS IRREVOCABLE STANDBY LETTER OF CREDIT, THIS IRREVOCABLE STANDBY LETTER OF CREDIT IS SUBJECT TO THE UNIFORM CUSTOMS AND PRACTICE FOR DOCUMENTARY CREDITS (2007 REVISION), INTERNATIONAL CHAMBER OF COMMERCE PUBLICATION NO. 600.

THIS IRREVOCABLE STANDBY LETTER OF CREDIT, AND ANY NON-CONTRACTUAL OBLIGATIONS ARISING OUT OF OR IN CONNECTION WITH IT, IS GOVERNED BY ENGLISH LAW. NO THIRD PARTY SHALL HAVE ANY RIGHT TO ENFORCE ANY OF THIS IRREVOCABLE STANDBY LETTER OF CREDIT UNDER THE CONTRACTS (RIGHTS OF THIRD PARTIES) ACT 1999. WE AGREE (A) FOR THE BENEFIT OF THE BENEFICIARY AS TRUSTEE FOR THE BONDHOLDERS THAT THE COURTS OF HONG KONG HAVE EXCLUSIVE JURISDICTION TO SETTLE ANY DISPUTE (A "DISPUTE") ARISING OUT OF OR IN CONNECTION WITH THIS IRREVOCABLE STANDBY LETTER OF CREDIT (INCLUDING ANY NON-CONTRACTUAL OBLIGATION ARISING OUT OF OR IN CONNECTION WITH THIS IRREVOCABLE STANDBY LETTER OF CREDIT), AND (B) THAT THOSE COURTS ARE THE MOST APPROPRIATE AND CONVENIENT COURTS TO SETTLE ANY DISPUTE AND, ACCORDINGLY, THAT WE WILL NOT ARGUE THAT ANY OTHER COURTS ARE MORE APPROPRIATE OR CONVENIENT.

WE HAVE IRREVOCABLY APPOINTED [INDUSTRIAL AND COMMERCIAL BANK OF CHINA LIMITED, HONG KONG BRANCH] AS OUR PROCESS AGENT IN HONG KONG TO RECEIVE SERVICE OF PROCESS IN ANY LEGAL ACTION OR PROCEEDINGS ARISING OUT OF OR IN CONNECTION WITH THIS IRREVOCABLE STANDBY LETTER OF CREDIT IN HONG KONG. IF FOR ANY REASON WE DO NOT HAVE SUCH A PROCESS AGENT IN HONG KONG, WE WILL PROMPTLY APPOINT A SUBSTITUTE PROCESS AGENT AND NOTIFY THE BENEFICIARY OF SUCH APPOINTMENT. FAILURE BY A PROCESS AGENT TO NOTIFY US OF THE RELEVANT PROCESS WILL NOT INVALIDATE THE PROCEEDINGS CONCERNED. NOTHING HEREIN SHALL AFFECT THE RIGHT TO SERVE PROCESS IN ANY OTHER MANNER PERMITTED BY LAW.

APPENDIX A-1

FORM OF DEMAND

To: INDUSTRIAL AND COMMERCIAL BANK OF CHINA LIMITED, ACTING THROUGH ITS SHANGHAI MUNICIPAL BRANCH (SWIFT: ICBKCNBJSHI)

[9 PUDONG AVENUE, PUDONG NEW AREA (XINQU), SHANGHAI, CHINA]

[DATE]

Dear Sirs

RE: DEMAND UNDER THE IRREVOCABLE STANDBY LETTER OF CREDIT NO. [] IN RESPECT OF THE SERIES [] JPY[] IN THE AGGREGATE PRINCIPAL AMOUNT [] PER CENT. BONDS DUE [] ISSUED BY CHINA EASTERN AIRLINES CORPORATION LIMITED (THE "BOND ISSUER")

We, [], are making this Demand for and on behalf of [] as Trustee for the Bonds (the "**Beneficiary**") under your Irrevocable Standby Letter of Credit No. [] (the "**Irrevocable Standby Letter of Credit**"). Capitalised terms used herein but not defined shall have the meanings given to them in the Irrevocable Standby Letter of Credit.

²

1 This Demand is made in connection with the following:

- () The Bond Issuer has failed to comply with Condition 2(b)(ii)(2) (the "**Pre-Funding Condition**") in relation to pre-funding the amount that is required to be pre-funded under the Conditions and/or failed to provide the Required Confirmations (as defined in the Conditions) in accordance with the Pre-Funding Condition.

² NOTE: Trustee to check appropriate box and complete details in brackets.

- () An Event of Default (as defined in the Conditions) has occurred and the Beneficiary, as Trustee for the Bonds, has given notice to the Bond Issuer that the Bonds are due and payable in accordance with the Conditions.
- () The Bond Issuer has failed to pay all fees, costs, expenses, indemnity payments and/or other amounts expressed to be payable in connection with the Bonds, the Trust Deed and/or the Agency Agreement when due and such failure continues for a period of seven days from the date of the Trustee delivering its demand therefor to the Bond Issuer.

2 We hereby certify the amount(s) specified below are due and payable and accordingly, we hereby demand you to pay to us:

- () JPY[AMOUNT] of interest due in respect of the outstanding Bonds on [DATE] (the “**Due Date**”), which has not been pre-funded in accordance with the Conditions.
- () JPY[AMOUNT] of principal (together with accrued but unpaid interest) due in respect of the outstanding Bonds on [DATE] (the “**Due Date**”), which has not been pre-funded in accordance with the Conditions.
- () JPY[AMOUNT] of principal and/or any redemption amounts due in respect of the outstanding Bonds, together with accrued interest up to [DATE] (the “**Cut-off Date**”) as a result of the Bonds having become due and payable in accordance with the Conditions.
- () JPY[AMOUNT] of the fees, costs, expenses, indemnity payments and/or other amounts expressed to be payable in connection with the Bonds, the Trust Deed and/or the Agency Agreement then outstanding.

3 We hereby request you to pay the above amounts after you receive this Demand in accordance with the Irrevocable Standby Letter of Credit.

4 The proceeds of the drawing under this Demand are to be credited to the following account:

Account Number: *[Insert account details]*

For and behalf of

[] as Beneficiary

By: _____

Name: _____

Title: _____

By: _____

Name: _____

Title: _____

FORM OF BOC STANDBY LETTER OF CREDIT

The BOC LC Bonds will have the benefit of a separate Standby Letter of Credit issued by BOC in substantially the same following form:

WITHOUT UNDERTAKING ANY RESPONSIBILITY ON YOUR PART, PLEASE AUTHENTICATE AND DELIVER OUR IRREVOCABLE STANDBY LETTER OF CREDIT NO. /// TO THE BENEFICIARY AS FOLLOWS:

.

QUOTE

.

IRREVOCABLE STANDBY LETTER OF CREDIT

FM: BANK OF CHINA LIMITED, ACTING THROUGH ITS TOKYO BRANCH (SWIFT: BKCHJPJT)

4-1, AKASAKA 3-CHOME, MINATO-KU, TOKYO 107-0052, JAPAN

FACSIMILE: ///

DATE: ///

TO BENEFICIARY: DB TRUSTEES (HONG KONG) LIMITED (THE "TRUSTEE") IN ITS CAPACITY AS TRUSTEE FOR AND ON BEHALF OF ITSELF AND THE HOLDERS (THE "BONDHOLDERS") OF THE SERIES /// JPY/// /// PER CENT. BONDS DUE /// (THE "BONDS"), TO BE ISSUED BY CHINA EASTERN AIRLINES CORPORATION LIMITED (THE "BOND ISSUER") AND TO BE CONSTITUTED BY A TRUST DEED DATED ON /// (THE "BOND ISSUE DATE") BETWEEN THE BOND ISSUER AND THE TRUSTEE, AS AMENDED OR SUPPLEMENTED FROM TIME TO TIME (THE "TRUST DEED").

.

DEAR SIRs,

RE: OUR IRREVOCABLE STANDBY LETTER OF CREDIT NO. ///

.

AT THE REQUEST OF OUR CUSTOMER, THE BOND ISSUER, WE, BANK OF CHINA LIMITED, ACTING THROUGH OUR TOKYO BRANCH (THE "ISSUING BANK", "OUR", "US" OR "WE"), HEREBY ISSUE OUR IRREVOCABLE STANDBY LETTER OF CREDIT NO. /// IN YOUR FAVOUR, AND FOR THE ACCOUNT OF THE BOND ISSUER IN RESPECT OF AND IN CONNECTION WITH THE TERMS AND CONDITIONS OF THE BONDS APPENDED TO THE TRUST DEED (THE "CONDITIONS") AND THE TRUST DEED. THIS IRREVOCABLE STANDBY LETTER OF CREDIT IS MADE AVAILABLE BY US FOR PAYMENT AGAINST OUR RECEIPT OF A DEMAND SUBSTANTIALLY IN THE FORM SET OUT IN APPENDIX A-1 (A "DEMAND") PRESENTED IN ACCORDANCE WITH THIS IRREVOCABLE STANDBY LETTER OF CREDIT.

.

SUBJECT TO THE TERMS OF THIS IRREVOCABLE STANDBY LETTER OF CREDIT, WE UNCONDITIONALLY AND IRREVOCABLY UNDERTAKE TO THE TRUSTEE AS BENEFICIARY THAT, ON OR AFTER THE BOND ISSUE DATE AND FOLLOWING RECEIPT BY US OF A DEMAND BY 6:00 P.M. (HONG KONG TIME) ON A BUSINESS DAY, WE SHALL BY 11:00 A.M. (HONG KONG TIME) ON THE

FOURTH BUSINESS DAY (OR, IF A DEMAND IS RECEIVED, AFTER 6:00 P.M. (HONG KONG TIME) ON A BUSINESS DAY, THE FIFTH BUSINESS DAY) AFTER SUCH BUSINESS DAY PAY TO OR TO THE ORDER OF THE TRUSTEE AS BENEFICIARY THE AMOUNT IN JAPANESE YEN SPECIFIED IN THE DEMAND TO THE ACCOUNT SPECIFIED IN THE DEMAND. "BUSINESS DAY" MEANS A DAY (OTHER THAN A SATURDAY, SUNDAY OR PUBLIC HOLIDAY) ON WHICH COMMERCIAL BANKS ARE OPEN FOR BUSINESS IN HONG KONG, SHANGHAI AND TOKYO.

SUBJECT TO THE TERMS OF THIS IRREVOCABLE STANDBY LETTER OF CREDIT, OUR OBLIGATION TO PAY TO THE TRUSTEE AS BENEFICIARY IS UNCONDITIONAL AND ABSOLUTE AND ANY DEMAND BY THE TRUSTEE AS BENEFICIARY UNDER THIS IRREVOCABLE STANDBY LETTER OF CREDIT SHALL BE HONOURED WITHOUT ANY FURTHER ENQUIRY AS TO YOUR RIGHTS TO MAKE SUCH DEMAND.

OUR AGGREGATE LIABILITY UNDER THIS IRREVOCABLE STANDBY LETTER OF CREDIT SHALL BE EXPRESSED AND PAYABLE IN JAPANESE YEN AND SHALL NOT IN ANY CIRCUMSTANCES EXCEED JPY/// (SAY JAPANESE YEN /// ONLY) (THE "MAXIMUM LIMIT"), WHICH AMOUNT MAY BE DRAWN IN RESPECT OF (1) THE AGGREGATE PRINCIPAL AMOUNT OF JPY/// OF THE BONDS (2) INTEREST PAYABLE IN ACCORDANCE WITH THE CONDITIONS, AND (3) ALL FEES, COSTS, EXPENSES, INDEMNITY PAYMENTS AND/OR OTHER AMOUNTS EXPRESSED TO BE PAYABLE IN CONNECTION WITH THE BONDS, THE TRUST DEED AND THE AGENCY AGREEMENT.

THIS IRREVOCABLE STANDBY LETTER OF CREDIT TAKES EFFECT FROM THE DATE HEREOF AND SHALL REMAIN VALID AND IN FULL FORCE UNTIL 6:00 P.M. (HONG KONG TIME) ON ///¹ (THE "EXPIRY TIME") AND SHALL EXPIRE AT THE PLACE OF THE ISSUING BANK, WHEN ALL OUR OBLIGATIONS UNDER THIS IRREVOCABLE STANDBY LETTER OF CREDIT WILL CEASE WITH NO FURTHER LIABILITY ON OUR PART EXCEPT FOR ANY DEMAND VALIDLY PRESENTED UNDER THIS IRREVOCABLE STANDBY LETTER OF CREDIT AT OR BEFORE THE EXPIRY TIME (OR SUCH LATER TIME AS IS CONTEMPLATED IN THIS IRREVOCABLE STANDBY LETTER OF CREDIT) THAT REMAINS UNPAID.

PAYMENT WILL BE EFFECTED AFTER OUR RECEIPT OF A DEMAND PRESENTED IN ACCORDANCE WITH THIS IRREVOCABLE STANDBY LETTER OF CREDIT, WHICH IS PRESENTED ON OR AFTER THE BOND ISSUE DATE AND AT OR BEFORE THE EXPIRY TIME OF THIS IRREVOCABLE STANDBY LETTER OF CREDIT (OR SUCH LATER TIME AS IS CONTEMPLATED IN THIS IRREVOCABLE STANDBY LETTER OF CREDIT).

ANY DEMAND UNDER THIS IRREVOCABLE STANDBY LETTER OF CREDIT IS TO BE PRESENTED BY WAY OF AN AUTHENTICATED SWIFT PRESENTED BY OR ON BEHALF OF YOU AS TRUSTEE FOR THE BONDS TO US (SWIFT: BKCHJPJT) WITHOUT THE NEED TO PHYSICALLY PRESENT AN ORIGINAL OF THAT DEMAND AT OUR COUNTER, PROVIDED THAT IN THE EVENT THAT THE SWIFT SYSTEM IS NOT AVAILABLE FOR ANY REASON, YOU (THE BENEFICIARY) MAY INSTEAD ARRANGE FOR A DEMAND TO BE DELIVERED BY FACSIMILE TRANSMISSION AT +81 [

¹ Drafting note: one month after the maturity date

] OR PHYSICALLY PRESENTED AT OUR COUNTER AT OUR ADDRESS (AS SPECIFIED ABOVE) DURING OUR NORMAL BRANCH OPENING HOURS ON OR AFTER THE BOND ISSUE DATE AND AT OR BEFORE THE EXPIRY TIME AND SUCH DEMAND (IF PRESENTED BY FACSIMILE TRANSMISSION OR PHYSICAL PRESENTATION) SHALL BE SIGNED BY YOU AS TRUSTEE FOR THE BONDS AND ACCOMPANIED BY A COPY OF A LIST OF AUTHORISED SIGNATORIES OF THE TRUSTEE, TOGETHER WITH A STATEMENT THAT THE LIST OF AUTHORISED SIGNATORIES PROVIDED IS VALID AND EFFECTIVE.

MULTIPLE DRAWINGS AND PARTIAL PAYMENTS UNDER THIS IRREVOCABLE STANDBY LETTER OF CREDIT ARE PERMITTED, AND EACH SUCH DRAWING SHALL REDUCE THE TOTAL AMOUNT AVAILABLE FOR DRAWING UNDER THIS IRREVOCABLE STANDBY LETTER OF CREDIT BY AN AMOUNT EQUAL TO SUCH DRAWING.

ALL CHARGES ARE FOR THE ACCOUNT OF THE BOND ISSUER AND, FOR THE AVOIDANCE OF DOUBT, ARE NOT FOR THE ACCOUNT OF THE TRUSTEE AS BENEFICIARY.

NOTWITHSTANDING THE MAXIMUM LIMIT, ALL PAYMENTS UNDER THIS IRREVOCABLE STANDBY LETTER OF CREDIT SHALL BE MADE IN JAPANESE YEN IN ACCORDANCE WITH THE DEMAND WITHOUT ANY DEDUCTION OR WITHHOLDING FOR OR ON ACCOUNT OF TAX, SET-OFF OR OTHERWISE. IN THE EVENT THAT ANY DEDUCTION OR WITHHOLDING IS REQUIRED, THE ISSUING BANK SHALL PAY SUCH ADDITIONAL AMOUNTS AS WILL RESULT IN RECEIPT BY THE BENEFICIARY OF SUCH AMOUNTS AS WOULD HAVE BEEN RECEIVED BY IT HAD NO SUCH DEDUCTION OR WITHHOLDING BEEN REQUIRED. IN THE EVENT THAT THE ISSUING BANK HAS MADE ANY DEDUCTION OR WITHHOLDING FOR ANY TAXES, DUTIES, ASSESSMENTS OR GOVERNMENTAL CHARGES OF WHATEVER NATURE IMPOSED, LEVIED, COLLECTED, WITHHELD OR ASSESSED BY OR WITHIN THE PRC OR ANY AUTHORITY THEREIN OR THEREOF HAVING POWER TO TAX ("PRC TAX"), IT SHALL, BY THE LAST BUSINESS DAY OF THE NEXT CALENDAR MONTH FOLLOWING SUCH PAYMENT, DELIVER TO THE TRUSTEE A DOCUMENT ISSUED BY THE ISSUING BANK AND/OR THE COMPETENT TAXING AUTHORITY OF THE PRC CERTIFYING THE PAYMENT OF SUCH PRC TAX AND THE AMOUNT SO PAID. IF THERE ARE MULTIPLE DOCUMENTS EVIDENCING THE PAYMENT OF SUCH PRC TAX, THE ISSUING BANK SHALL DELIVER ALL SUCH DOCUMENTS TO THE TRUSTEE.

WE MAY NOT ASSIGN, TRANSFER OR NOVATE ANY OF OUR OBLIGATIONS UNDER THIS IRREVOCABLE STANDBY LETTER OF CREDIT.

THE BENEFICIARY'S RIGHTS UNDER THIS IRREVOCABLE STANDBY LETTER OF CREDIT MAY BE TRANSFERRED OR RE-TRANSFERRED IN WHOLE OR IN PART TO ANY ADDITIONAL OR REPLACEMENT TRUSTEE IN RESPECT OF THE BONDS SUBJECT ONLY TO AT LEAST 15 DAYS' NOTICE HAVING BEEN GIVEN TO US BY OR ON BEHALF OF YOU AS TRUSTEE FOR THE BONDS BY AUTHENTICATED SWIFT, OR IN THE EVENT THAT THE SWIFT SYSTEM IS NOT AVAILABLE FOR ANY REASON, BY FACSIMILE TRANSMISSION TO US AT +81 [], AND ACKNOWLEDGED BY US.

NOTWITHSTANDING THE FOREGOING PROVISIONS OF THIS IRREVOCABLE STANDBY LETTER OF CREDIT, IN THE UNEXPECTED EVENT THAT OUR TOKYO BRANCH IS CLOSED WHEN YOU WISH TO PRESENT A DEMAND HEREUNDER ON THE DAY AND AT THE TIME A DEMAND IS ABLE TO BE PRESENTED IN ACCORDANCE WITH THIS IRREVOCABLE STANDBY LETTER OF CREDIT, WE AGREE THAT YOU CAN PRESENT THE DEMAND BY AUTHENTICATED SWIFT OR BY PRESENTING THE DEMAND BY FACSIMILE TRANSMISSION OR IN PERSON AT OUR TOKYO BRANCH (AS SET OUT ABOVE) ON OR AFTER THE DATE OF OUR RESUMPTION OF OUR BUSINESS, PROVIDED THAT IF OUR TOKYO BRANCH IS CLOSED ON THE DATE DURING WHICH THE EXPIRY TIME FALLS, SUCH PRESENTATION SHALL BE MADE NOT LATER THAN 6:00 P.M. (HONG KONG TIME) ON THE THIRD BUSINESS DAY AFTER THE DATE OF OUR RESUMPTION OF OUR BUSINESS.

ANY SETTLEMENT OR DISCHARGE BETWEEN US AS ISSUING BANK AND YOU AS TRUSTEE FOR THE BONDS SHALL BE CONDITIONAL UPON NO PAYMENT TO YOU BY THE BOND ISSUER OR ANY OTHER PERSON ON THE BOND ISSUER'S BEHALF BEING AVOIDED (BY VIRTUE OF ANY LAWS RELATING TO BANKRUPTCY, INSOLVENCY, LIQUIDATION OR SIMILAR LAWS OF GENERAL APPLICATION FOR THE TIME BEING IN FORCE) AND, IN THE EVENT OF ANY SUCH PAYMENT BEING SO AVOIDED, YOU SHALL BE ENTITLED TO RECOVER THE AMOUNT BY WHICH SUCH PAYMENT IS SO AVOIDED FROM US SUBSEQUENTLY AS IF SUCH SETTLEMENT OR DISCHARGE HAD NOT OCCURRED.

EXCEPT TO THE EXTENT IT IS INCONSISTENT WITH THE EXPRESS TERMS OF THIS IRREVOCABLE STANDBY LETTER OF CREDIT, THIS IRREVOCABLE STANDBY LETTER OF CREDIT IS SUBJECT TO THE UNIFORM CUSTOMS AND PRACTICE FOR DOCUMENTARY CREDITS (2007 REVISION), INTERNATIONAL CHAMBER OF COMMERCE PUBLICATION NO. 600 EXCLUDE ARTICLE 36.

THIS IRREVOCABLE STANDBY LETTER OF CREDIT, AND ANY NON-CONTRACTUAL OBLIGATIONS ARISING OUT OF OR IN CONNECTION WITH IT, IS GOVERNED BY ENGLISH LAW. NO THIRD PARTY SHALL HAVE ANY RIGHT TO ENFORCE ANY OF THIS IRREVOCABLE STANDBY LETTER OF CREDIT UNDER THE CONTRACTS (RIGHTS OF THIRD PARTIES) ACT 1999. WE AGREE (A) FOR THE BENEFIT OF THE BENEFICIARY AS TRUSTEE FOR THE BONDHOLDERS THAT THE COURTS OF HONG KONG HAVE EXCLUSIVE JURISDICTION TO SETTLE ANY DISPUTE (A "DISPUTE") ARISING OUT OF OR IN CONNECTION WITH THIS IRREVOCABLE STANDBY LETTER OF CREDIT (INCLUDING ANY NON-CONTRACTUAL OBLIGATION ARISING OUT OF OR IN CONNECTION WITH THIS IRREVOCABLE STANDBY LETTER OF CREDIT), AND (B) THAT THOSE COURTS ARE THE MOST APPROPRIATE AND CONVENIENT COURTS TO SETTLE ANY DISPUTE AND, ACCORDINGLY, THAT WE WILL NOT ARGUE THAT ANY OTHER COURTS ARE MORE APPROPRIATE OR CONVENIENT.

WE HAVE IRREVOCABLY APPOINTED BANK OF CHINA LIMITED, HONG KONG BRANCH AS OUR PROCESS AGENT IN HONG KONG TO RECEIVE SERVICE OF PROCESS IN ANY LEGAL ACTION OR PROCEEDINGS ARISING OUT OF OR IN CONNECTION WITH THIS IRREVOCABLE STANDBY LETTER OF CREDIT IN HONG KONG. IF FOR ANY REASON WE DO NOT HAVE SUCH A PROCESS AGENT IN HONG KONG, WE WILL PROMPTLY APPOINT A SUBSTITUTE PROCESS AGENT AND NOTIFY THE BENEFICIARY OF SUCH APPOINTMENT. FAILURE BY A PROCESS AGENT TO NOTIFY US OF THE RELEVANT PROCESS WILL NOT INVALIDATE THE PROCEEDINGS CONCERNED. NOTHING

HEREIN SHALL AFFECT THE RIGHT TO SERVE PROCESS IN ANY OTHER MANNER PERMITTED BY LAW.

APPENDIX A-1

FORM OF DEMAND

TO: BANK OF CHINA LIMITED, ACTING THROUGH ITS TOKYO BRANCH(SWIFT: BKCHJPJT).

4-1, AKASAKA 3-CHOME, MINATO-KU, TOKYO 107-0052, JAPAN

///(DATE)

DEAR SIRs

RE: DEMAND UNDER THE IRREVOCABLE STANDBY LETTER OF CREDIT NO. /// IN RESPECT OF THE SERIES /// JPY/// /// PER CENT. BONDS DUE /// (THE "BONDS") ISSUED BY CHINA EASTERN AIRLINES CORPORATION LIMITED (THE "BOND ISSUER")

WE, [], ARE MAKING THIS DEMAND FOR AND ON BEHALF OF /// (THE "TRUSTEE") AS TRUSTEE FOR THE BONDS (THE "BENEFICIARY") UNDER YOUR IRREVOCABLE STANDBY LETTER OF CREDIT NO. /// (THE "IRREVOCABLE STANDBY LETTER OF CREDIT"). CAPITALISED TERMS USED HEREIN BUT NOT DEFINED SHALL HAVE THE MEANINGS GIVEN TO THEM IN THE IRREVOCABLE STANDBY LETTER OF CREDIT.

1 THIS DEMAND IS MADE IN CONNECTION WITH THE FOLLOWING²:

() THE BOND ISSUER HAS FAILED TO COMPLY WITH THE PRE-FUNDING CONDITION IN RELATION TO PRE-FUNDING AN AMOUNT THAT IS REQUIRED TO BE PRE-FUNDED UNDER THE CONDITIONS AND/OR FAILED TO PROVIDE THE REQUIRED CONFIRMATIONS IN ACCORDANCE WITH CONDITION 2(B)(II)(2).

() AN EVENT OF DEFAULT (AS DEFINED IN THE CONDITIONS) HAS OCCURRED AND THE BENEFICIARY, AS TRUSTEE FOR THE BONDS, HAS GIVEN NOTICE TO THE BOND ISSUER THAT THE BONDS ARE DUE AND PAYABLE IN ACCORDANCE WITH THE CONDITIONS.

() THE BOND ISSUER HAS FAILED TO PAY ALL FEES, COSTS, EXPENSES, INDEMNITY PAYMENTS AND/OR OTHER AMOUNTS EXPRESSED TO BE PAYABLE IN CONNECTION WITH THE BONDS, THE TRUST DEED AND/OR THE AGENCY AGREEMENT WHEN DUE AND SUCH FAILURE CONTINUES FOR A PERIOD OF SEVEN DAYS FROM THE DATE OF THE TRUSTEE DELIVERING ITS DEMAND THEREFOR TO THE BOND ISSUER.

2 WE HEREBY DEMAND YOU TO PAY³:

() JPY (AMOUNT) OF INTEREST DUE IN RESPECT OF THE OUTSTANDING BONDS ON (DATE) (THE "DUE DATE"), WHICH HAS NOT BEEN PRE-FUNDED OR WHERE THE ISSUER HAS FAILED TO PROVIDE THE REQUIRED CONFIRMATIONS IN ACCORDANCE WITH THE CONDITIONS.

() JPY (AMOUNT) OF PRINCIPAL ((TOGETHER WITH ACCRUED BUT UNPAID INTEREST)) DUE IN RESPECT OF THE OUTSTANDING BONDS ON (DATE) (THE "DUE DATE"), WHICH HAS NOT BEEN

² Select one or more options

³ Complete and include such of the following as are relevant

PRE-FUNDED OR WHERE THE ISSUER HAS FAILED TO PROVIDE THE REQUIRED CONFIRMATIONS IN ACCORDANCE WITH THE CONDITIONS.

() JPY (AMOUNT) OF PRINCIPAL DUE IN RESPECT OF THE OUTSTANDING BONDS, TOGETHER WITH ACCRUED INTEREST UP TO (DATE) (THE "CUT-OFF DATE") AS A RESULT OF THE BONDS HAVING BECOME DUE AND PAYABLE IN ACCORDANCE WITH THE CONDITIONS.

() JPY (AMOUNT) OF THE FEES, COSTS, EXPENSES, INDEMNITY PAYMENTS AND/OR OTHER AMOUNTS EXPRESSED TO BE PAYABLE IN CONNECTION WITH THE BONDS, THE TRUST DEED AND/OR THE AGENCY AGREEMENT WHICH ARE DUE AND HAVE NOT BEEN PAID FOR A PERIOD OF SEVEN DAYS FROM THE DATE OF THE TRUSTEE DELIVERING ITS DEMAND THEREFOR TO THE BOND ISSUER.

3 WE HEREBY REQUEST YOU TO PAY THE ABOVE AMOUNTS AFTER YOU RECEIVE THIS DEMAND IN ACCORDANCE WITH THE IRREVOCABLE STANDBY LETTER OF CREDIT.

4 THE PROCEEDS OF THE DRAWING UNDER THIS DEMAND ARE TO BE CREDITED TO THE FOLLOWING ACCOUNT: (INSERT ACCOUNT DETAILS)

/// AS BENEFICIARY

BY: ///

NAME:

TITLE:

.

UNQUOTE

.

THIS IS AN OPERATIVE INSTRUMENT AND NO MAIL CONFIRMATION WILL FOLLOW.

.

BEST REGARDS,

GTEE DIV.

TAXATION

The following summary of certain tax consequences of the purchase, ownership and disposition of the Bonds is based upon applicable laws, regulations, rulings and decisions in effect as at the date of this Offering Circular, all of which are subject to change (possibly with retroactive effect). This discussion does not purport to be a comprehensive description of all the tax considerations that may be relevant to a decision to purchase, own or dispose of the Bonds and does not purport to deal with consequences applicable to all categories of investors, some of which may be subject to special rules. Neither these statements nor any other statements in this Offering Circular are to be regarded as advice on the tax position of any holder of the Bonds or any persons acquiring, selling or otherwise dealing in the Bonds or on any tax implications arising from the acquisition, sale or other dealings in respect of the Bonds. Persons considering the purchase of the Bonds should consult their own tax advisers concerning the possible tax consequences of buying, holding or selling any Bonds under the laws of their country of citizenship, residence or domicile.

Japan

The statements below are general in nature and are based on certain aspects of current tax laws in Japan and administrative guidelines and circulars in force as at the date of this Offering Circular and are subject to any changes in such laws, administrative guidelines or circulars, or the interpretation of those laws, administrative guidelines or circulars, occurring after such date, which changes could be made on a retroactive basis. These laws, administrative guidelines and circulars are also subject to various interpretations and the relevant tax authorities or the courts could later disagree with the explanations or conclusions set out below. Neither these statements nor any other statements in this Offering Circular are intended or are to be regarded as advice on the tax position of any holder of the Bonds or of any person acquiring, selling or otherwise dealing with the Bonds or on any tax implications arising from the acquisition, sale or other dealings in respect of the Bonds. The statements made herein do not purport to be a comprehensive or exhaustive description of all the tax considerations that may be relevant to a decision to subscribe for, purchase, own or dispose of the Bonds and do not purport to deal with the tax consequences applicable to all categories of investors, some of which may be subject to special rules. Prospective holders of the Bonds are advised to consult their own professional tax advisers as to Japanese or other tax consequences of the acquisition, ownership of or disposal of the Bonds, including, in particular, the effect of any foreign, state or local tax laws to which they are subject to. It is emphasized that none of the Issuer, the Credit Support Providers, the Joint Lead Managers, the Trustee, the Agents and any other persons involved in the issuance of the Bonds accepts responsibility for any tax effects or liabilities resulting from the subscription for, purchase, holding or disposal of the Bonds.

Any interest on the Bonds and gains derived from the sale or redemption of the Bonds received by residents of Japan and Japanese corporations will be, as a rule, subject to Japanese taxation in accordance with existing Japanese tax laws and regulations. The foreign tax credit may be available if the interest on the Bonds or gains derived from the sale or redemption of the Bonds is subject to the foreign taxes such as withholding taxes, if any.

Interest on the Bonds or gains derived from the sale or redemption of the Bonds received by non-residents of Japan or non-Japanese corporations having no permanent establishment within Japan will not, as a rule, be subject to Japanese taxation.

Interest on the Bonds or gains derived from the sale or redemption of the Bonds received by non-residents of Japan or non-Japanese corporations having a permanent establishment within Japan would be subject to Japanese taxation in accordance with existing Japanese tax laws and regulations if each of the interest or gains is attributable to such permanent establishment, as a rule.

Hong Kong

Withholding Tax

No withholding tax is payable in Hong Kong in respect of payments of principal or interest in respect of the Bonds or in respect of any capital gains arising from the sale of the Bonds.

Profits Tax

Hong Kong profits tax is chargeable on every person carrying on a trade, profession or business in Hong

Kong in respect of profits arising in or derived from Hong Kong from such trade, profession or business (excluding profits arising from the sale of capital assets).

Under the Inland Revenue Ordinance (Chapter 112 of the Laws of Hong Kong) (the “Inland Revenue Ordinance”) as it is currently applied by the Inland Revenue Department, interest on the Bonds may be deemed to be profits arising in or derived from Hong Kong from a trade, profession or business carried on in Hong Kong in the following circumstances:

1. interest on the Bonds is received by or accrues to a financial institution (as defined in the Inland Revenue Ordinance) and arises through or from the carrying on by the financial institution of its business in Hong Kong; or
2. interest on the Bonds is derived from Hong Kong and is received by or accrues to a company (other than a financial institution) carrying on a trade, profession or business in Hong Kong; or
3. interest on the Bonds is derived from Hong Kong and is received by or accrues to a person (other than a company) carrying on a trade, profession or business in Hong Kong and is in respect of the funds of the trade, profession or business.

Sums derived from the sale, disposal or redemption of the Bonds will be subject to Hong Kong profits tax where received by or accrued to a person who carries on a trade, profession or business in Hong Kong and the sum has a Hong Kong source.

Stamp Duty

No Hong Kong stamp duty will be chargeable upon the issue or transfer of a Bond.

Estate Duty

No Hong Kong estate duty is payable in respect of the Bonds.

PRC

Interest Withholding Tax

Pursuant to the EIT Law which took effect on 1 January 2008 and the Individual Income Tax Law of the PRC, as amended on 30 June 2011, and their implementation regulations, an income tax is imposed on payment of interest by way of withholding in respect of debt securities, issued by PRC resident enterprises to non-PRC Bondholders, including non-PRC resident enterprises and non-PRC resident individuals. The current rates of such income tax are 20 per cent. for non-PRC resident individuals and 10 per cent. for non-PRC resident enterprises, unless there is an applicable tax treaty or arrangement that reduces or exempts such income tax. Since the Issuer is a PRC resident enterprise, for the interest paid by the Issuer to the foreign Bondholders, such income is sourced from China and will be subject to the EIT Law. In addition, based upon Article 37 of the EIT Law, such income tax shall be withheld at source by the payer acting as the obligatory withholder, who shall withhold the tax amount from each payment or payment due. Accordingly, the Issuer shall withhold income tax at the rate of 10 per cent. from the payments of interest in respect of the Bonds for each non-PRC resident Bondholder.

As for payment made by the Guarantor and the LC Banks, based upon the EIT Law and its implementation regulations, there is no explicit provision or guideline as to whether foreign Bondholders will be subject to interest withholding tax on income received from the Guarantor and the LC Banks as non resident enterprise. If the tax authorities deem that, upon strict interpretation of the EIT Law and its implementation regulations, the interest received by foreign Bondholders is sourced within China, even though paid by the Guarantor or the LC Banks, such payment shall be subject to the 10 per cent. withholding tax requirement of the EIT Law for non-PRC resident enterprises and the 20 per cent. withholding tax requirement for non-PRC resident individuals. However, given the ambiguity in PRC tax laws and regulations, different tax authorities may have different interpretations or practical approaches to the treatment of PRC tax. As such, it is also possible that the interest payments made by the Guarantor and the LC Banks as non resident enterprises to foreign Bondholders could be free of income taxes.

In addition, under the EIT Law and its implementation regulations, any gains realized on the transfer of the

Bonds by Bondholders who are deemed under the EIT Law as non-PRC resident enterprises may be subject to the EIT Law if such gains are regarded as income derived from sources within the PRC. Under the EIT Law, a “non-PRC resident enterprise” means an enterprise, established under the laws of a jurisdiction other than the PRC and whose actual administrative organization is not in the PRC, which has established offices or premises in the PRC, or which has not established any offices or premises in the PRC but has obtained income derived from sources within the PRC. If the gains realized from the transfer of the Bonds would be treated as income derived from sources within the PRC, such gains will be subject to PRC tax rules.

PRC Withholding Tax Certificate

Each of the Issuer, the Guarantor in the case of Guaranteed Bonds, and the relevant LC Bank in the case of LC Bonds has undertaken that, in the event it has made any withholding or deduction on its payments for or on account of PRC tax, it will provide a certificate confirming the payment of the applicable PRC withholding tax, copies of which will be made available through the Principal Paying Agent upon the request of any Bondholder with proof of actual Bond ownership. The Principal Paying Agent does not have any responsibility for tax deductions, nor is the Principal Paying Agent under any duty to monitor for the receipt of such a certificate or to determine the certificate’s authenticity or to take steps to obtain or procure the provision to it of any such certificate.

Stamp Duty

No PRC stamp duty will be imposed on non-PRC Bondholders either upon the issuance of the Bonds or upon a subsequent transfer of the Bonds to the extent that the register of Bondholders is maintained outside the PRC and the issuance and the sale of the Bonds is made outside of the PRC, relevant contracts are signed outside the PRC and their governing law is not PRC law.

VAT and Local Surcharge on the Payment of the Interest

On 23 March 2016, the Ministry of Finance and the State Administration of Taxation promulgated the Circular of Taxation on Implementing the Pilot Program of Replacing Business Tax with Value- Added Tax in an All-round Manner (財政部、國家稅務總局關於全面推開營業稅改徵增值稅試點的通知) (“Circular 36”), pursuant to which business tax has been completely replaced by value added tax (“VAT”) on and from 1 May 2016. Circular 36 stipulates that VAT will be applicable where the entities or individuals provide financial services, such as providing the loans within the PRC. The services are treated as being sold within the PRC where either the service provider or the service recipient is located in the PRC. It is further clarified under Circular 36 that “loans” refer to the activity of lending capital for another’s use and receiving the interest income thereon. Based on the definition of “loans” under Circular 36, the issuance of the Bonds is likely to be treated as the Bondholders providing “loans” to the Issuer, which will therefore be regarded as financial services for VAT purposes. In the event the Bondholders being regarded by the PRC tax authorities as providing financial services within the PRC, the amount of interest payable by the Issuer to any non-resident Bondholders may be subject to withholding VAT at the rate of 6 per cent. plus related local surcharges.

As for payment made by the Guarantor and the LC Banks, there is no explicit provision or guideline as to whether foreign Bondholders will be subject to VAT on interest income received from the Guarantor and the LC Banks as non resident enterprises. If the non-PRC Bondholders are regarded by the PRC tax authorities as providing financial services within the PRC, the amount of interest payable by the Issuer to any non-resident Bondholder may be subject to withholding VAT at the rate of 6 per cent. plus related local surcharges.

SUBSCRIPTION AND SALE

The Issuer will enter into a subscription agreement with one or more Managers in connection with each offering of Bonds (a “Subscription Agreement”). Each Subscription Agreement will provide that the Issuer will indemnify such Managers against certain liabilities in connection with the offer and sale of Bonds. The Subscription Agreement will also provide that the obligations of the Managers party thereto are subject to certain conditions precedent and entitle such Managers to terminate it in certain circumstances prior to payment being made to the Issuer. The Issuer will pay each such Manager a commission agreed between the Issuer and the relevant Manager.

General

Each Series of Bonds are a new issue of securities with no established trading market. No assurance can be given as to the liquidity of any trading market for the Bonds.

The distribution of this Offering Circular, any Pricing Term Sheet or any other offering material and the offering, sale or delivery of Bonds is restricted by law in certain jurisdictions. Therefore, persons who may come into possession of this Offering Circular, any Pricing Term Sheet or any other offering material are advised to consult with their own legal advisers as to what restrictions may be applicable to them and to observe such restrictions. This Offering Circular may not be used for the purpose of an offer or invitation in any circumstances in which such offer or invitation is not authorised.

No action has been taken or will be taken in any jurisdiction that would permit a public offering of Bonds, or possession or distribution of this Offering Circular or any amendment or supplement thereto, any Pricing Term Sheet or any other offering or publicity material relating to the Bonds, in any country or jurisdiction where action for that purpose is required.

In connection with an offering of Bonds, each Manager and/or its affiliate(s) may act as an investor for its own account and may take up Bonds in the offering and in that capacity may retain, purchase or sell for its own account such securities and any securities of the Issuer or related investments and may offer or sell such securities or other investments otherwise than in connection with the offering. Accordingly, references herein to Bonds being offered should be read as including any offering of the Bonds to the Managers and/or their affiliates acting in such capacity. Such persons do not intend to disclose the extent of any such investment or transactions otherwise than in accordance with any legal or regulatory obligation to do so.

United States

The Bonds, the Guarantee and the Standby Letters of Credit have not been and will not be registered under the Securities Act and may not be offered or sold within the United States unless pursuant to an exemption from, or in a transaction not subject to, the registration requirements of the Securities Act. The Bonds are being offered and sold outside of the United States in reliance on Regulation S.

In addition, until 40 days after the commencement of the offering of the Bonds, an offer or sale of Bonds within the United States (by a dealer that is not participating in the offering) may violate the registration requirements of the Securities Act.

European Economic Area

The Bonds may not be offered, sold or otherwise made available to any retail investor in the EEA. For the purposes of this provision:

- (a) the expression “retail investor” means a person who is one (or more) of the following:
 - (i) a retail client as defined in point (11) of Article 4(1) of MiFID II; or
 - (ii) a customer within the meaning of the Insurance Mediation Directive, where that customer would not qualify as a professional client as defined in point (10) of Article 4(1) of MiFID II; or

- (iii) not a qualified investor as defined in the Prospectus Directive; and
- (b) the expression “offer” includes the communication in any form and by any means of sufficient information on the terms of the offer and the Bonds to be offered so as to enable an investor to decide to purchase or subscribe the Bonds.

United Kingdom

An invitation or inducement to engage in investment activity (within the meaning of Section 21 of the Financial Services and Markets Act 2000 (the “FSMA”) in connection with the issue or sale of Bonds has only been communicated or caused to be communicated and will only be communicated or caused to be communicated in circumstances in which Section 21(1) of the FSMA does not apply to the Issuer, and all applicable provisions of the FSMA has been complied and will be complied with in respect of anything done in relation to the Bonds in, from or otherwise involving the United Kingdom.

Japan

- (a) The Bonds shall not be sold, transferred or otherwise disposed of to any person other than the Professional Investors, Etc. (*Tokutei Toushika tou*) (the “Professional Investors, Etc.”), as defined in Article 2, Paragraph 3, Item 2(b)(2) of the Financial Instruments and Exchange Act of Japan (Law No. 25 of 1948, as amended) (the “FIEA”), except for the transfer of the Bonds to the following:
 - (i) the Issuer or the Officer (meaning directors, company auditors, executive officers or persons equivalent thereto) thereof who holds shares or equity pertaining to voting rights exceeding 50 per cent. of all the voting rights in the Issuer which is calculated by excluding treasury shares or any non-voting rights shares (the “Voting Rights Held by All the Shareholders, Etc.” (*Sou Kabunushi Tou no Giketsuken*)) (as prescribed in Article 29-4, Paragraph 2 of the FIEA) of the Issuer under his/her own name or another person’s name (the “Specified Officer” (*Tokutei Yakuin*)), or a juridical person (excluding the Issuer) whose shares or equity pertaining to voting rights exceeding 50 per cent. of the Voting Rights Held by All the Shareholders, Etc., are held by the Specified Officer (the “Controlled Juridical Person, Etc.” (*Hi-Shihai Houjin Tou*)) including a juridical person (excluding the Issuer) whose shares or equity pertaining to voting rights exceeding 50 per cent. of the Voting Rights Held by All the Shareholders, Etc. are jointly held by the Specified Officer and the Controlled Juridical Person, Etc. (as prescribed in Article 11-2, Paragraph 1, Item 2 (c) of the Cabinet Office Ordinance on Definitions under Article 2 of the Financial Instruments and Exchange Act (MOF Ordinance No. 14 of 1993, as amended)); or
 - (ii) a company that holds shares or equity pertaining to voting rights exceeding 50 per cent. of the Voting Rights Held by All the Shareholders, Etc. of the Issuer in its own name or another person’s name.

(b) Matters Notified to the Bondholders and Other Offerees

When (i) a solicitation of an offer to acquire the Bonds or (ii) an offer to sell or a solicitation of an offer to purchase the Bonds (collectively, “Solicitation of the Bond Trade”) is made, the following matters shall be notified from the person who makes such Solicitation of the Bond Trade to the person to whom such Solicitation of the Bond Trade is made:

- (A) no securities registration statement (pursuant to Article 4, Paragraphs 1 through 3 of the FIEA) has been filed with respect to the Solicitation of the Bond Trade;
- (B) the Bonds fall, or will fall, under the Securities for Professional Investors (*Tokutei Toushika Muke Yukashoken*) (as defined in Article 4, Paragraph 3 of the FIEA);
- (C) any acquisition or purchase of the Bonds by such person pursuant to any Solicitation of the Bond Trade is conditional upon such person entering into an agreement providing for the restriction on transfer of the Bonds as set forth in (1) above, (i) with each of the Issuer and the person making

such Solicitation of the Bond Trade (in the case of a solicitation of an offer to acquire the Bonds to be newly issued), or (ii) with the person making such Solicitation of the Bond Trade (in the case of an offer to sell or a solicitation of an offer to purchase the Bonds already issued);

- (D) Article 4, Paragraphs 3, 5 and 6 of the FIEA will be applicable to such certain solicitation, offers and other activities with respect to the Bonds as provided in Article 4, Paragraph 2 of the FIEA;
- (E) the Specified Securities Information, Etc. (*Tokutei Shouken Tou Jouhou*) (as defined in Article 27-31 of the FIEA) with respect to the Bonds and the Issuer Information, Etc. (*Hakkosha Tou Jouhou*) (as defined in Article 27-32 of the FIEA) with respect to the Issuer have been or will be made available for the Professional Investors, Etc. by way of such information being posted on the web-site maintained by the TOKYO PRO-BOND Market (<http://www.jpx.co.jp/english/equities/products/tpbm/announcement/index.html>) in accordance with Articles 210 and 217 of the Special Regulations of Securities Listing Regulations Concerning Specified Listed Securities of the Tokyo Stock Exchange; and
- (F) the Issuer Information, Etc. will be provided to the Bondholders or made public pursuant to Article 27-32 of the FIEA.

People's Republic of China

The Bonds are not being offered or sold and may not be offered or sold, directly or indirectly, in the PRC except as permitted by the securities laws of the PRC.

Hong Kong

- (a) The Bonds have not been offered or sold and will not be offered or sold in Hong Kong, by means of any document, other than (i) to “professional investors” as defined in the Securities and Futures Ordinance (Cap. 571) of Hong Kong and any rules made under that Ordinance; or (ii) in other circumstances which do not result in the document being a “prospectus” as defined in the Companies (Winding Up and Miscellaneous Provisions) Ordinance (Cap. 32) of Hong Kong or which do not constitute an offer to the public within the meaning of that Ordinance; and
- (b) No advertisement, invitation or document relating to the Bonds has been issued or is in any person's possession for the purposes of issue, and no such advertisement, invitation or document will be issued or be in any person's possession for the purposes of issue, whether in Hong Kong or elsewhere, which is directed at, or the contents of which are likely to be accessed or read by, the public of Hong Kong (except if permitted to do so under the securities laws of Hong Kong) other than with respect to Bonds which are or are intended to be disposed of only to persons outside Hong Kong or only to “professional investors” as defined in the Securities and Futures Ordinance (Cap. 571) of Hong Kong and any rules made under that Ordinance.

Singapore

This Offering Circular has not been registered as a prospectus with the Monetary Authority of Singapore. Accordingly, this Offering Circular and any other document or material in connection with the offer or sale, or invitation for subscription or purchase, of any Bonds may not be circulated or distributed, nor may any Bonds be offered or sold, or be made the subject of an invitation for subscription or purchase, whether directly or indirectly, to persons in Singapore other than (i) to an institutional investor under Section 274 of the SFA, (ii) to a relevant person pursuant to Section 275(1), or any person pursuant to Section 275(1A), and in accordance with the conditions specified in Section 275, of the SFA, or (iii) otherwise pursuant to, and in accordance with the conditions of, any other applicable provision of the SFA.

Where the Bonds are subscribed or purchased under Section 275 of the SFA by a relevant person which is:

- (a) a corporation (which is not an accredited investor (as defined in Section 4A of the SFA)) the sole business of which is to hold investments and the entire share capital of which is owned by one or more individuals, each of whom is an accredited investor; or
- (b) a trust (where the trustee is not an accredited investor) whose sole purpose is to hold investments and each beneficiary of the trust is an individual who is an accredited investor,

securities (as defined in Section 239(1) of the SFA) of that corporation or the beneficiaries' rights and interest (howsoever described) in that trust shall not be transferred within six months after that corporation or that trust has acquired the Bonds pursuant to an offer made under Section 275 of the SFA, except:

- (a) to an institutional investor or to a relevant person defined in Section 275(2) of the SFA, or to any person arising from an offer referred to in Section 275(1A) or Section 276(4)(i)(B) of the SFA;
- (b) where no consideration is or will be given for the transfer;
- (c) where the transfer is by operation of law; or
- (d) as specified in Section 276(7) of the SFA or Regulation 32 of the Securities and Futures (Offers of Investments) (Shares and Debentures) Regulations.

GENERAL INFORMATION

1. **Authorisations:** The Issuer has obtained all necessary consents, approvals and authorisations in connection with the establishment of the Programme and the issue of Bonds thereunder. The establishment of the Programme and the issue of Bonds thereunder was authorised by resolutions of the board of directors of the Issuer on 27 April 2017 and shareholder resolutions of the Issuer on 28 June 2017.
2. **No Material Adverse Change:** There has been no material adverse change, or any development likely to involve an adverse change, in the financial or trading position or to the condition (financial or otherwise), prospects, results of operations, capitalisation, profitability, business, properties, general affairs or management of the Issuer, the Company or the Group since 30 June 2017.
3. **Litigation:** Save as disclosed in the Offering Circular, neither the Issuer nor any member of the Group is involved in any litigation or arbitration proceedings that the Issuer believes are material in the context of the Bonds nor is the Issuer aware that any such proceedings are pending or threatened.
4. **Reliance on Certificates:** Pursuant to the Conditions and any Trust Deed to be entered into in relation to the Bonds, it is expected that the Trustee may rely without liability to Bondholders on a report, confirmation, certificate or opinion or any advice of any accountants, lawyers, financial advisers, financial institution or any other expert, whether or not addressed to it and whether their liability in relation thereto is limited (by its terms or by any engagement letter relating thereto entered into by the Trustee or in any other manner) by reference to a monetary cap, methodology or otherwise. The Trustee may accept and shall be entitled to rely on any such report, confirmation, certificate, opinion or advice and, in such event, such report, confirmation, certificate, opinion or advice shall be binding on the Issuer and the Bondholders.
5. **Available Documents:** The Trust Deed and the Agency Agreement to be entered into and (as applicable) the Deed of Guarantee to be executed or the relevant Standby Letter of Credit to be issued in relation to a Series of Bonds and the Memorandum and Articles of Association of the Issuer will be available for inspection by holders of such Bonds from the relevant Issue Date at the Issuer's registered office at Hongqiao International Airport, Shanghai 200335, PRC and, in the case of each such document other than the Memorandum and Articles of Association of the Issuer, at the principal place of business of the Trustee at all reasonable times during normal business hours upon prior written request and satisfactory proof of holding, so long as any of such Bonds is outstanding.
6. **Audited Financial Statements:** The Issuer's audited consolidated financial statements as at and for the years ended 31 December 2015 and 2016 prepared in accordance with IFRS, which are included elsewhere in this Offering Circular, have been audited by Ernst & Young, Certified Public Accountants, as stated in its reports appearing herein.
7. **Legal Entity Identifier:** The legal entity identifier of the Issuer is 3003000KIOQE39Q7Y685.

INDEX TO CONSOLIDATED FINANCIAL STATEMENTS

| | Page |
|---|----------------|
| Unaudited Consolidated Financial Statements for the six months ended 30 June 2017 prepared in accordance with International Financial Reporting Standards ⁽¹⁾ | |
| Condensed Consolidated Statement of Profit or Loss and Other Comprehensive Income | F-2 |
| Condensed Consolidated Statement of Financial Position | F-4 |
| Condensed Consolidated Statement of Changes in Equity | F-6 |
| Condensed Consolidated Statement of Cash Flows | F-7 |
| Notes to the Interim Condensed Consolidated Financial Information | F-9 to F-49 |
| Audited Consolidated Financial Statements for the year ended 31 December 2016 prepared in accordance with International Financial Reporting Standards ⁽²⁾ | |
| Independent Auditor’s Report | F-50 |
| Consolidated Statement of Profit or Loss and Other Comprehensive Income | F-55 |
| Consolidated Statement of Financial Position | F-57 |
| Consolidated Statement of Change in Equity | F-59 |
| Consolidated Statement of Cash Flows | F-60 |
| Notes to the Financial Statements | F-61 to F-147 |
| Audited Consolidated Financial Statement for the year ended 31 December 2015 in accordance with International Financial Reporting Standard ⁽²⁾ | |
| Independent Auditor’s Report | F-148 |
| Consolidated Statement of Profit or Loss and Other Comprehensive Income | F-149 |
| Consolidated Statement of Financial Position | F-151 |
| Consolidated Statement of Changes in Equity | F-153 |
| Consolidated Statement of Cash Flows | F-154 |
| Notes to the Financial Statements | F-155 to F-233 |

Notes:

- (1) The unaudited consolidated financial statements of the Issuer set out herein have been reproduced from the Issuer’s interim report for the six months ended 30 June 2017 and page reference are references to pages set forth in such interim report.
- (2) The audited consolidated financial statements of the Issuer set out herein have been reproduced from the Issuer’s annual report for the year ended 31 December 2016 and page references are references to pages set forth in such annual report.

INTERIM FINANCIAL INFORMATION

INTERIM CONDENSED CONSOLIDATED STATEMENT OF PROFIT OR LOSS AND OTHER COMPREHENSIVE INCOME

For the six months ended 30 June 2017

| | <i>Notes</i> | For the six months ended 30 June | |
|--|--------------|---|--------------------|
| | | 2017 | 2016 |
| | | RMB million | RMB million |
| | | (Unaudited) | (Unaudited) |
| Revenues | 5 | 48,423 | 46,335 |
| Other operating income and gains | 6 | 4,766 | 2,772 |
| Gain on fair value changes of derivative financial instruments | | – | 2 |
| Operating expenses | | | |
| Aircraft fuel | | (12,139) | (8,363) |
| Take-off and landing charges | | (6,430) | (5,794) |
| Depreciation and amortisation | | (6,547) | (5,801) |
| Wages, salaries and benefits | | (8,860) | (8,314) |
| Aircraft maintenance | | (2,165) | (2,259) |
| Impairment charges | | (9) | (3) |
| Food and beverages | | (1,501) | (1,401) |
| Aircraft operating lease rentals | | (2,235) | (2,317) |
| Other operating lease rentals | | (401) | (345) |
| Selling and marketing expenses | | (1,593) | (1,631) |
| Civil aviation development fund | | (1,004) | (945) |
| Ground services and other expenses | | (1,916) | (2,769) |
| Indirect operating expenses | | (2,059) | (2,009) |
| Total operating expenses | | (46,859) | (41,951) |
| Operating profit | | 6,330 | 7,158 |
| Share of results of associates | | 113 | 73 |
| Share of results of joint ventures | | 31 | 23 |
| Finance income | | 703 | 34 |
| Finance costs | 8 | (1,404) | (2,717) |
| Profit before income tax | | 5,773 | 4,571 |
| Income tax expense | 9 | (1,152) | (1,041) |
| Profit for the period | | 4,621 | 3,530 |

INTERIM FINANCIAL INFORMATION

INTERIM CONDENSED CONSOLIDATED STATEMENT OF PROFIT OR LOSS AND OTHER COMPREHENSIVE INCOME

For the six months ended 30 June 2017

| | Notes | For the six months ended 30 June | |
|--|-------|-------------------------------------|------------------------------------|
| | | 2017 RMB million (Unaudited) | 2016 RMB million (Unaudited) |
| Other comprehensive income for the period | | | |
| <i>Other comprehensive income to be reclassified to profit or loss in subsequent periods</i> | | | |
| Cash flow hedges, net of tax | | (137) | (178) |
| Fair value changes of available-for-sale investments, net of tax | | 99 | 35 |
| Fair value changes of available-for-sale investments held by an associate, net of tax | | 5 | (7) |
| Net other comprehensive income to be reclassified to profit or loss in subsequent periods | | (33) | (150) |
| <i>Other comprehensive income not to be reclassified to profit or loss in subsequent periods</i> | | | |
| Actuarial gains on the post-retirement benefit obligations, net of tax | | 184 | 30 |
| Net other comprehensive income not to be reclassified to profit or loss in subsequent periods | | 184 | 30 |
| Other comprehensive income, net of tax | | 151 | (120) |
| Total comprehensive income for the period | | 4,772 | 3,410 |
| Profit attributable to: | | | |
| Equity holders of the Company | | 4,341 | 3,230 |
| Non-controlling interests | | 280 | 300 |
| Profit for the period | | 4,621 | 3,530 |
| Total comprehensive income attributable to: | | | |
| Equity holders of the Company | | 4,486 | 3,107 |
| Non-controlling interests | | 286 | 303 |
| Total comprehensive income for the period | | 4,772 | 3,410 |
| Earnings per share attributable to the equity holders of the Company during the period | | | |
| – Basic and diluted (RMB) | 10 | 0.30 | 0.25 |

INTERIM FINANCIAL INFORMATION

INTERIM CONDENSED CONSOLIDATED STATEMENT OF FINANCIAL POSITION

As at 30 June 2017

| | | 30 June 2017 | 31 December 2016 |
|--|--------------|----------------------------|--------------------------|
| | <i>Notes</i> | RMB million (Unaudited) | RMB million (Audited) |
| Non-current assets | | | |
| Property, plant and equipment | 12 | 158,117 | 153,180 |
| Investment properties | | 315 | 321 |
| Lease prepayments | | 1,734 | 2,064 |
| Intangible assets | 13 | 11,592 | 11,624 |
| Advanced payments on acquisition of aircraft | 14 | 25,032 | 23,357 |
| Investments in associates | | 1,611 | 1,536 |
| Investments in joint ventures | | 555 | 524 |
| Available-for-sale investments | | 777 | 645 |
| Other non-current assets | | 2,521 | 2,969 |
| Deferred tax assets | | 84 | 79 |
| Derivative financial instruments | | 87 | 137 |
| | | 202,425 | 196,436 |
| Current assets | | | |
| Flight equipment spare parts | | 2,353 | 2,248 |
| Trade and notes receivables | 15 | 2,867 | 2,660 |
| Prepayments and other receivables | | 9,706 | 9,231 |
| Derivative financial instruments | | 11 | 11 |
| Restricted bank deposits and short-term bank deposits | | 40 | 43 |
| Cash and cash equivalents | | 8,563 | 1,695 |
| | | 23,540 | 15,888 |
| Current liabilities | | | |
| Sales in advance of carriage | | 7,190 | 7,677 |
| Trade and bills payables | 16 | 3,119 | 3,376 |
| Other payables and accruals | | 18,239 | 20,250 |
| Current portion of obligations under finance leases | 17 | 7,123 | 6,447 |
| Current portion of borrowings | 18 | 40,176 | 28,842 |
| Income tax payable | | 323 | 304 |
| Current portion of provision for return condition checks for aircraft under operating leases | | 904 | 1,175 |
| Derivative financial instruments | | 149 | 11 |
| | | 77,223 | 68,082 |
| Net current liabilities | | (53,683) | (52,194) |
| Total assets less current liabilities | | 148,742 | 144,242 |

INTERIM FINANCIAL INFORMATION

INTERIM CONDENSED CONSOLIDATED STATEMENT OF FINANCIAL POSITION

As at 30 June 2017

| | <i>Notes</i> | 30 June 2017 RMB million (Unaudited) | 31 December 2016 RMB million (Audited) |
|--|--------------|---|---|
| Non-current liabilities | | | |
| Obligations under finance leases | 17 | 57,298 | 54,594 |
| Borrowings | 18 | 25,842 | 27,890 |
| Provision for return condition checks for aircraft under operating leases | | 1,947 | 2,495 |
| Other long-term liabilities | | 3,836 | 3,874 |
| Post-retirement benefit obligations | | 2,510 | 2,890 |
| Deferred tax liabilities | | 68 | 86 |
| Derivative financial instruments | | 38 | 47 |
| | | 91,539 | 91,876 |
| Net assets | | | |
| | | 57,203 | 52,366 |
| Equity | | | |
| Equity attributable to the equity holders of the Company | | | |
| – Share capital | 19 | 14,467 | 14,467 |
| – Reserves | | 39,469 | 34,983 |
| | | 53,936 | 49,450 |
| Non-controlling interests | | | |
| | | 3,267 | 2,916 |
| Total equity | | | |
| | | 57,203 | 52,366 |

INTERIM FINANCIAL INFORMATION

INTERIM CONDENSED CONSOLIDATED STATEMENT OF CHANGES IN EQUITY

For the six months ended 30 June 2017

| | Attributable to equity holders of the Company | | | | Non-controlling interests RMB million (Unaudited) | Total equity RMB million (Unaudited) |
|---|---|----------------------------|----------------------------|----------------------------|---|--|
| | Share capital | Other reserves | Retained profits | Subtotal | | |
| | RMB million (Unaudited) | RMB million (Unaudited) | RMB million (Unaudited) | RMB million (Unaudited) | | |
| Balance at 1 January 2017 | 14,467 | 26,199 | 8,784 | 49,450 | 2,916 | 52,366 |
| Profit for the period | – | – | 4,341 | 4,341 | 280 | 4,621 |
| Other comprehensive income | – | 145 | – | 145 | 6 | 151 |
| Total comprehensive income for the period | – | 145 | 4,341 | 4,486 | 286 | 4,772 |
| Disposal of a subsidiary (Note 20) | – | – | – | – | 87 | 87 |
| Dividends paid to non-controlling interests | – | – | – | – | (22) | (22) |
| Balance at 30 June 2017 | 14,467 | 26,344* | 13,125* | 53,936 | 3,267 | 57,203 |

| | Attributable to equity holders of the Company | | | | Non-controlling interests RMB million (Unaudited) | Total equity RMB million (Unaudited) |
|---|---|----------------------------|----------------------------|----------------------------|---|--|
| | Share capital | Other reserves | Retained profits | Subtotal | | |
| | RMB million (Unaudited) | RMB million (Unaudited) | RMB million (Unaudited) | RMB million (Unaudited) | | |
| Balance at 1 January 2016 | 13,140 | 19,103 | 5,168 | 37,411 | 2,520 | 39,931 |
| Profit for the period | – | – | 3,230 | 3,230 | 300 | 3,530 |
| Other comprehensive income | – | (123) | – | (123) | 3 | (120) |
| Total comprehensive income for the period | – | (123) | 3,230 | 3,107 | 303 | 3,410 |
| Issue of shares | 1,327 | 7,213 | – | 8,540 | – | 8,540 |
| Dividends paid to non-controlling interests | – | – | – | – | (57) | (57) |
| Balance at 30 June 2016 | 14,467 | 26,193 | 8,398 | 49,058 | 2,766 | 51,824 |

* These reserve accounts comprise the unaudited consolidated reserve of RMB39,469 million in the unaudited interim condensed consolidated statement of financial position.

INTERIM FINANCIAL INFORMATION

INTERIM CONDENSED CONSOLIDATED STATEMENT OF CASH FLOWS

For the six months ended 30 June 2017

| | For the six months ended 30 June | |
|---|-------------------------------------|------------------------------------|
| | 2017 RMB million (Unaudited) | 2016 RMB million (Unaudited) |
| Cash flows from operating activities | | |
| Profit before tax | 5,773 | 4,571 |
| Adjustments to reconcile profit before tax to net cash flows: | | |
| Depreciation of property, plant and equipment | 6,445 | 5,705 |
| Depreciation of investment properties | 6 | 5 |
| Amortisation of intangible assets | 70 | 63 |
| Amortisation of lease prepayments | 26 | 28 |
| Amortisation of other long term assets | 180 | 181 |
| Impairment of trade receivables | 2 | – |
| Loss/(gain) on disposal of property, plant and equipment | 2 | (44) |
| Fair value adjustment of derivative financial instrument | – | (2) |
| Share of results of associates and joint ventures | (144) | (96) |
| Gain on disposal of available-for-sale investments | – | (95) |
| Gain on disposal of investment in a subsidiary | (1,754) | – |
| Gain on disposal of an associate | (12) | – |
| Dividend income from available-for-sale investments | (5) | (20) |
| Net foreign exchange (gains)/losses | (535) | 1,725 |
| Interest income | (29) | (34) |
| Interest expense | 1,353 | 1,317 |
| Provisions for flight equipment spare parts | 7 | 3 |
| Increase in flight equipment spare parts | (170) | (133) |
| Increase in trade and other receivables and prepayments | (3,214) | (1,090) |
| Increase/(decrease) in trade and other payables | 423 | (732) |
| Cash generated from operations | 8,424 | 11,352 |
| Income tax paid | (1,152) | (817) |
| Net cash flows from operating activities | 7,272 | 10,535 |

INTERIM FINANCIAL INFORMATION
INTERIM CONDENSED CONSOLIDATED STATEMENT OF CASH FLOWS

For the six months ended 30 June 2017

| | For the six months ended 30 June | |
|--|---|--------------------|
| | 2017 | 2016 |
| | RMB million | RMB million |
| | (Unaudited) | (Unaudited) |
| Cash flows from investing activities | | |
| Additions to property, plant and equipment | (5,341) | (3,602) |
| Additions to intangible assets | (50) | (142) |
| Advanced payments on acquisition of aircraft | (7,569) | (13,239) |
| Investment in an associate | (33) | – |
| Proceeds from disposal of a subsidiary | 1,897 | – |
| Proceeds from disposal of assets classified as held for sale | – | 168 |
| Proceeds from disposal of property, plant and equipment | 172 | 356 |
| Proceeds from disposal of investment in an associate | 12 | – |
| Increase in short-term deposits | (4) | – |
| Proceeds from disposal of lease payments | – | 39 |
| Interest received | 29 | 34 |
| Dividends received | 29 | 18 |
| Loans to a joint venture | – | (4) |
| Net cash flows used in investing activities | (10,858) | (16,372) |
| Cash flows from financing activities | | |
| Proceeds from issue of shares | – | 8,540 |
| Proceeds from draw-down of short-term bank loans | 25,103 | 35,438 |
| Repayments of short-term debentures | (21,000) | (12,000) |
| Repayments of short-term bank loans | (11,165) | (31,665) |
| Proceeds from issuance of short-term debentures | 19,000 | 35,500 |
| Proceeds from issuance of long-term debentures and bonds | – | 3,000 |
| Proceeds from draw-down of long-term bank loans and other financing activities | 6,466 | 12,283 |
| Repayments of long-term bank loans | (2,832) | (28,251) |
| Repayments of long-term bonds | – | (5,497) |
| Repayments of principal of finance lease obligations | (3,276) | (5,652) |
| Interest paid | (1,826) | (1,758) |
| Dividends paid to non-controlling interests of subsidiaries | (22) | (57) |
| Net cash flows from financing activities | 10,448 | 9,881 |
| Net increase in cash and cash equivalents | 6,862 | 4,044 |
| Cash and cash equivalents at beginning of period | 1,695 | 9,080 |
| Effect of foreign exchange rate changes | 6 | 90 |
| Cash and cash equivalents at 30 June | 8,563 | 13,214 |

Notes to the Interim Condensed Consolidated Financial Information

For the six months ended 30 June 2017

1. CORPORATE AND GROUP INFORMATION

China Eastern Airlines Corporation Limited (the “**Company**”), a joint stock company limited by shares, was established in the People’s Republic of China (the “**PRC**”) on 14 April 1995. The address of the Company’s registered office is 66 Airport Street, Pudong International Airport, Shanghai, the PRC. The Company and its subsidiaries (together, the “**Group**”) are principally engaged in the operation of civil aviation, including the provision of passenger, cargo, mail delivery, tour operations and other extended transportation services.

In the opinion of the directors, the holding company and ultimate holding company of the Company is China Eastern Air Holding Company (“**CEA Holding**”), a state-owned enterprise established in the PRC.

The A shares, H shares and American Depositary Receipts are listed on the Shanghai Stock Exchange, The Stock Exchange of Hong Kong Limited and The New York Stock Exchange, respectively.

The unaudited interim condensed consolidated financial statements were approved for issue by the Company’s Board on 29 August 2017.

2. BASIS OF PREPARATION

The unaudited interim condensed consolidated financial statements, comprising interim condensed consolidated statement of financial position as at 30 June 2017, interim condensed consolidated statement of profit or loss and other comprehensive income, interim condensed consolidated statement of changes in equity and interim condensed consolidated statement of cash flows for the six months ended 30 June 2017 (collectively refer to as the “**interim financial information**”), have been prepared in accordance with International Accounting Standard (“**IAS**”) 34 “Interim Financial Reporting”. The interim financial information does not include all the information and disclosures required in the annual financial statements and should be read in conjunction with the annual financial statements for the year ended 31 December 2016, which were prepared in accordance with International Financial Reporting Standards (“**IFRS**”) as issued by the International Accounting Standard Board (“**IASB**”).

2. BASIS OF PREPARATION (cont'd)

As at 30 June 2017, the Group's current liabilities exceeded its current assets by approximately RMB53.68 billion. In preparing the interim financial information, the Board conducts adequate and detailed review over the Group's going concern ability based on the current financial situation.

The Board has taken actions to deal with the situation that current liabilities exceeded its current assets, and the Board is confident that the Group has obtained adequate credit facility from the banks to support the floating capital. As at 30 June 2017, the Group had total unutilised credit facilities of approximately RMB56.98 billion from banks.

Based on the bank facility obtained by the Group, the past record of the financing and the good working relationship with major banks and financial institutions, the Board considers that the Group will be able to obtain sufficient financing to enable it to operate, as well as to meet its liabilities as and when they become due, and the capital expenditure requirements for the upcoming twelve months. Accordingly, the Board believes that it is appropriate to prepare these financial statements on a going concern basis without including any adjustments that would be required should the Company and the Group fail to continue as a going concern.

3. NEW STANDARDS, INTERPRETATIONS AND AMENDMENTS ADOPTED BY THE GROUP

The accounting policies adopted in the preparation of the interim condensed consolidated financial statements are consistent with those followed in the preparation of the Group's annual consolidated financial statements for the year ended 31 December 2016, except for the adoption of new standards and interpretations effective as of 1 January 2017. The Group has not early adopted any other standard, interpretation or amendment that has been issued but is not yet effective.

The nature and the effect of these changes are disclosed below. Although these amendments apply for the first time in 2017, they do not have a material impact on the interim condensed consolidated financial statements of the Group. The nature and the impact of each amendment is described below:

Notes to the Interim Condensed Consolidated Financial Information
For the six months ended 30 June 2017

3. NEW STANDARDS, INTERPRETATIONS AND AMENDMENTS ADOPTED BY THE GROUP (cont'd)

Amendments to IAS 7 Statement of Cash Flows: Disclosure Initiative

The amendments require entities to provide disclosures about changes in their liabilities arising from financing activities, including both changes arising from cash flows and non-cash changes (such as foreign exchange gains or losses). On initial application of the amendment, entities are not required to provide comparative information for preceding periods. The Group is not required to provide additional disclosures in its condensed interim consolidated financial statements, but will disclose additional information in its annual consolidated financial statements for the year ending 31 December 2017.

Amendments to IAS 12 Income Taxes: Recognition of Deferred Tax Assets for Unrecognised Losses

The amendments clarify that an entity needs to consider whether tax law restricts the sources of taxable profits against which it may make deductions on the reversal of that deductible temporary difference. Furthermore, the amendments provide guidance on how an entity should determine future taxable profits and explain the circumstances in which taxable profit may include the recovery of some assets for more than their carrying amount.

The adoption of these amendments has no effect on the Group's financial position and performance as there is no such tax law for the group which restricts the sources of taxable profits against which it may make deductions on the reversal of that deductible temporary difference.

Annual Improvements Cycle – 2014-2016

Amendments to IFRS 12 Disclosure of Interests in Other Entities: Clarification of the scope of disclosure requirements in IFRS 12

The amendments clarify that the disclosure requirements in IFRS 12, other than those in paragraphs B10 – B16, apply to an entity's interest in a subsidiary, a joint venture or an associate (or a portion of its interest in a joint venture or an associate) that is classified (or included in a disposal group that is classified) as held for sale.

The Group has adopted the amendments retrospectively. However, the adoption has no effect on the Group's financial position and performance as the Group has no such investments that are classified as held for sale.

4. FINANCIAL RISK MANAGEMENT

(a) Financial risk factors

The Group's activities expose it to a variety of financial risks: market risk (including currency risk, fair value interest rate risk, cash flow interest rate risk and fuel price risk), credit risk, and liquidity risk. The Group's overall risk management programme focuses on the unpredictability of financial markets and seeks to minimise potential adverse effects on the Group's financial performance. The Group uses derivative financial instruments to manage risk exposures whenever management considers necessary.

The interim financial information does not include all financial risk management information and disclosures required in the annual financial statements, and should be read in conjunction with the Group's annual financial statements for the year ended 31 December 2016.

There have been no changes in the risk management department since the 2016 year end or in any risk management policies.

Liquidity risk

The Group's primary cash requirements are for day-to-day operations, additions of and upgrades to aircraft, engines and flight equipment and repayments of related borrowings. The Group finances its working capital requirements through a combination of funds generated from operations and borrowings including bank loans, debentures and bonds (both short-term and long-term). The Group generally finances the acquisition of aircraft through long-term finance leases or bank loans.

Notes to the Interim Condensed Consolidated Financial Information
For the six months ended 30 June 2017

4. FINANCIAL RISK MANAGEMENT (cont'd)

(a) Financial risk factors (cont'd)

Liquidity risk (cont'd)

The table below analyses the Group's financial liabilities that will be settled into relevant maturity groupings based on the remaining period at the reporting date to the contractual maturity date. The amounts disclosed in the table are the contractual undiscounted cash flows.

| | Less than 1 year RMB million (Unaudited) | 1 and 2 years RMB million (Unaudited) | 2 and 5 years RMB million (Unaudited) | Over 5 years RMB million (Unaudited) | Total RMB million (Unaudited) |
|-------------------------------------|---|---|---|--|-------------------------------------|
| At 30 June 2017 | | | | | |
| Borrowings | 41,999 | 7,904 | 10,581 | 10,339 | 70,823 |
| Derivative financial instruments | 149 | 24 | 6 | 8 | 187 |
| Obligations under finance leases | 8,967 | 8,742 | 22,969 | 33,889 | 74,567 |
| Trade, bills and other payables | 15,390 | – | – | – | 15,390 |
| Total | 66,505 | 16,670 | 33,556 | 44,236 | 160,967 |

| | Less than 1 year RMB million (Audited) | 1 and 2 years RMB million (Audited) | 2 and 5 years RMB million (Audited) | Over 5 years RMB million (Audited) | Total RMB million (Audited) |
|-------------------------------------|---|---|---|--|-----------------------------------|
| At 31 December 2016 | | | | | |
| Borrowings | 30,262 | 5,670 | 14,961 | 10,813 | 61,706 |
| Derivative financial instruments | 11 | 33 | 8 | 6 | 58 |
| Obligations under finance leases | 8,123 | 7,526 | 21,905 | 33,277 | 70,831 |
| Trade, bills and other payables | 16,318 | – | – | – | 16,318 |
| Total | 54,714 | 13,229 | 36,874 | 44,096 | 148,913 |

4. FINANCIAL RISK MANAGEMENT (cont'd)

(b) Fair value estimation of financial assets and liabilities

Financial instruments not measured at fair value

The carrying amounts and fair values of the Group's financial instruments, other than those with carrying amounts that reasonably approximate to fair values, were as follows:

| | 30 June 2017 | | 31 December 2016 | |
|--|---|---|---|---|
| | Carrying amounts RMB million (Unaudited) | Fair values RMB million (Unaudited) | Carrying amounts RMB million (Audited) | Fair values RMB million (Audited) |
| Financial assets | | | | |
| Deposits relating to aircraft held under operating leases included in other non-current assets | 238 | 216 | 285 | 258 |
| Financial liabilities | | | | |
| Long-term borrowings | 25,842 | 25,330 | 27,890 | 28,075 |
| Obligations under finance leases | 57,298 | 53,767 | 54,594 | 50,408 |
| Total | 83,140 | 79,097 | 82,484 | 78,483 |

Management has assessed that the fair values of cash and cash equivalents, restricted bank deposits and short-term bank deposits, trade and notes receivables, trade and bills payables, financial assets included in prepayments and other receivables, financial liabilities included in other payables and accruals, short-term bank borrowings, short-term debentures and short-term bonds approximate to their carrying amounts largely due to the short term maturities of these instruments.

Notes to the Interim Condensed Consolidated Financial Information
For the six months ended 30 June 2017

4. FINANCIAL RISK MANAGEMENT (cont'd)

(b) Fair value estimation of financial assets and liabilities (cont'd)

Financial instruments not measured at fair value (cont'd)

The fair values of the deposits relating to aircraft held under operating leases included in other non-current assets, long-term borrowings and obligations under finance leases have been measured using significant observable inputs and calculated by discounting the expected future cash flows using rates currently available for instruments with similar terms, credit risk and remaining maturities.

Financial instruments measured at fair value

The Group enters into derivative financial instruments, including forward currency contracts and interest rate swaps with various counterparties, principally financial institutions with high credit ratings.

Derivative financial instruments are measured using valuation techniques similar to forward pricing and swap models, using present value calculations. The models incorporate various market observable inputs including the foreign exchange spot and forward rates and interest rate curves. As at 30 June 2017, the marked to market value of the derivative asset position is net of a credit valuation adjustment attributable to derivative counterparty default risk. The changes in counterparty credit risk had no material effect on the hedge effectiveness assessment for derivatives designated in hedge relationship and other financial instruments recognised at fair value.

4. FINANCIAL RISK MANAGEMENT (cont'd)

(b) Fair value estimation of financial assets and liabilities (cont'd)

Fair value hierarchy

The following tables illustrate the fair value measurement hierarchy of the Group's financial instruments:

Assets and liabilities measured at fair value:

As at 30 June 2017

| | Fair value measurement using | | | Total RMB million (Unaudited) |
|---|--|--|--|-------------------------------------|
| | Quoted prices in active markets (Level 1) RMB million (Unaudited) | Significant observable inputs (Level 2) RMB million (Unaudited) | Significant unobservable inputs (Level 3) RMB million (Unaudited) | |
| Assets | | | | |
| Derivative financial instruments | | | | |
| – Forward foreign exchange contracts | – | 11 | – | 11 |
| – Interest rate swaps | – | 87 | – | 87 |
| Available-for-sale investments | 670 | – | – | 670 |
| Total | 670 | 98 | – | 768 |
| Liabilities | | | | |
| Derivative financial instruments | | | | |
| – Forward foreign exchange contracts | – | 149 | – | 149 |
| – Interest rate swaps | – | 38 | – | 38 |
| Total | – | 187 | – | 187 |

Notes to the Interim Condensed Consolidated Financial Information
For the six months ended 30 June 2017**4. FINANCIAL RISK MANAGEMENT (cont'd)****(b) Fair value estimation of financial assets and liabilities (cont'd)****Fair value hierarchy (cont'd)***Assets and liabilities measured at fair value: (cont'd)***As at 31 December 2016**

| | Fair value measurement using | | | Total |
|---|--|--|--|-------|
| | Quoted prices in active markets (Level 1) RMB million (Audited) | Significant observable inputs (Level 2) RMB million (Audited) | Significant unobservable inputs (Level 3) RMB million (Audited) | |
| Assets | | | | |
| Derivative financial instruments | | | | |
| – Forward foreign exchange contracts | – | 11 | – | 11 |
| – Interest rate swaps | – | 137 | – | 137 |
| Available-for-sale investments | 538 | – | – | 538 |
| Total | 538 | 148 | – | 686 |
| Liabilities | | | | |
| Derivative financial instruments | | | | |
| – Forward foreign exchange contracts | – | 11 | – | 11 |
| – Interest rate swaps | – | 47 | – | 47 |
| Total | – | 58 | – | 58 |

4. FINANCIAL RISK MANAGEMENT (cont'd)

(b) Fair value estimation of financial assets and liabilities (cont'd)

Fair value hierarchy (cont'd)*Assets and liabilities measured at fair value:* (cont'd)

The fair value of financial instruments traded in active markets was based on quoted market prices at the reporting dates. Available-for-sale investments are listed A share and listed H share stock investments.

The fair values of derivative financial instruments are determined by using valuation techniques. These valuation techniques use applicable models and maximise the use of observable market data where it is available and also use quoted market prices or dealer quotes for reference.

*Assets and liabilities for which fair values are disclosed:***As at 30 June 2017**

| | Fair value measurement using | | | Total RMB million (Unaudited) |
|--|--|--|--|-------------------------------------|
| | Quoted prices in active markets (Level 1) RMB million (Unaudited) | Significant observable inputs (Level 2) RMB million (Unaudited) | Significant unobservable inputs (Level 3) RMB million (Unaudited) | |
| Assets | | | | |
| Deposits relating to aircraft held under operating leases included in other long-term assets | – | 216 | – | 216 |
| Liabilities | | | | |
| Long-term borrowings | – | 25,330 | – | 25,330 |
| Obligations under finance leases | – | 53,767 | – | 53,767 |
| | – | 79,097 | – | 79,097 |

Notes to the Interim Condensed Consolidated Financial Information
For the six months ended 30 June 2017**4. FINANCIAL RISK MANAGEMENT (cont'd)****(b) Fair value estimation of financial assets and liabilities (cont'd)****Fair value hierarchy (cont'd)***Assets and liabilities for which fair values are disclosed: (cont'd)***As at 31 December 2016**

| | Fair value measurement using | | | Total |
|---|--|--|--|--------|
| | Quoted prices in active markets (Level 1) RMB million (Audited) | Significant observable inputs (Level 2) RMB million (Audited) | Significant unobservable inputs (Level 3) RMB million (Audited) | |
| Assets | | | | |
| Deposits relating to aircraft held under operating leases included in other long-term assets | – | 258 | – | 258 |
| Liabilities | | | | |
| Long-term borrowings | – | 28,075 | – | 28,075 |
| Obligations under finance leases | – | 50,408 | – | 50,408 |
| | – | 78,483 | – | 78,483 |

5. REVENUES

The Group is principally engaged in the operation of civil aviation, including the provision of passenger, cargo, mail delivery, tour operations and other extended transportation services.

| | For the six months ended 30 June | |
|--------------------------------------|-------------------------------------|------------------------------------|
| | 2017 RMB million (Unaudited) | 2016 RMB million (Unaudited) |
| Traffic revenues | | |
| – Passenger | 43,106 | 39,298 |
| – Cargo and mail | 1,777 | 2,690 |
| Tour operations income | 1,070 | 1,392 |
| Ground service income | 701 | 1,327 |
| Cargo handling and processing income | 69 | 217 |
| Commission income | 56 | 15 |
| Others | 1,644 | 1,396 |
| | 48,423 | 46,335 |

6. OTHER OPERATING INCOME AND GAINS

| | For the six months ended 30 June | |
|---|-------------------------------------|------------------------------------|
| | 2017 RMB million (Unaudited) | 2016 RMB million (Unaudited) |
| Subsidy income (Note (a)) | 2,742 | 2,364 |
| Gain on disposal of property, plant and equipment | 2 | 46 |
| Gain on disposal of lease prepayments | – | 3 |
| Gain on disposal of available-for-sale investments | – | 95 |
| Dividend income from available-for-sale investments | 5 | 20 |
| Gain on disposal of an associate | 12 | – |
| Compensation from ticket sales agents | 126 | 100 |
| Gain on disposal of investment in a subsidiary (Note 20) | 1,754 | – |
| Others | 125 | 144 |
| | 4,766 | 2,772 |

Notes to the Interim Condensed Consolidated Financial Information
For the six months ended 30 June 2017

6. OTHER OPERATING INCOME AND GAINS (cont'd)

Notes:

- (a) Subsidy income mainly represents (i) subsidies granted by various local governments based on certain amounts of tax paid; (ii) subsidies granted by various local governments and other parties to encourage the Group to operate certain routes to cities where these governments are located.

There are no unfulfilled conditions and other contingencies related to subsidies that were recognised for the six months ended 30 June 2017 and 2016.

7. SEGMENT INFORMATION

- (a) **CODM, office of the General Manager, reviews the Group's internal reporting in order to assess performance and allocate resources.**

The Group has one reportable operating segment, reported as "airline transportation operations", which comprises the provision of passenger, cargo, mail delivery, ground service and cargo handling services.

Other services including primarily tour operations, air catering and other miscellaneous services are not included within the airline transportation operations segment, as their internal reports are separately provided to the CODM. The results of these operations are included in the "other segments" column.

Inter-segment transactions are entered into under normal commercial terms and conditions that would be available to unrelated third parties.

In accordance with IFRS 8, segment disclosure has been presented in a manner that is consistent with the information used by the Group's CODM. The Group's CODM monitors the results, assets and liabilities attributable to each reportable segment based on financial results prepared under the PRC Accounting Standards for Business Enterprises (the "**PRC Accounting Standards**"), which differ from IFRS in certain aspects. The amount of each material reconciling items from the Group's reportable segment revenues and profit before income tax, arising from different accounting policies are set out in Note 7(c) below.

7. SEGMENT INFORMATION (cont'd)

- (a) CODM, office of the General Manager, reviews the Group's internal reporting in order to assess performance and allocate resources. (cont'd)

The segment results for the six months ended 30 June 2017 were as follows:

| | Airline transportation operations RMB million (Unaudited) | Other segments RMB million (Unaudited) | Eliminations RMB million (Unaudited) | Unallocated* RMB million (Unaudited) | Total RMB million (Unaudited) |
|--|---|---|--|--|-------------------------------------|
| Reportable segment revenues from external customers | 46,340 | 1,680 | - | - | 48,020 |
| Inter-segment sales | - | 334 | (334) | - | - |
| Reportable segment revenues | 46,340 | 2,014 | (334) | - | 48,020 |
| Reportable segment profit before income tax | 3,818 | 46 | - | 1,915 | 5,779 |
| Other segment information | | | | | |
| Depreciation and amortisation | 6,636 | 85 | - | - | 6,721 |
| Impairment charges | 9 | - | - | - | 9 |
| Interest expenses | 1,337 | 117 | (50) | - | 1,404 |
| Capital expenditure | 15,259 | 184 | - | - | 15,443 |

Notes to the Interim Condensed Consolidated Financial Information
For the six months ended 30 June 2017

7. SEGMENT INFORMATION (cont'd)

(a) **CODM, office of the General Manager, reviews the Group's internal reporting in order to assess performance and allocate resources.** (cont'd)

The segment results for the six months ended 30 June 2016 were as follows:

| | Airline transportation operations RMB million (Unaudited) | Other segments RMB million (Unaudited) | Eliminations RMB million (Unaudited) | Unallocated* RMB million (Unaudited) | Total RMB million (Unaudited) |
|--|---|---|--|--|-------------------------------------|
| Reportable segment revenues | | | | | |
| from external customers | 44,416 | 1,916 | - | - | 46,332 |
| Inter-segment sales | 108 | 287 | (395) | - | - |
| Reportable segment revenues | 44,524 | 2,203 | (395) | - | 46,332 |
| Reportable segment profit before income tax | 4,272 | 92 | - | 210 | 4,574 |
| Other segment information | | | | | |
| Depreciation and amortisation | 5,903 | 76 | - | - | 5,979 |
| Impairment charges | 3 | - | - | - | 3 |
| Interest expenses | 1,271 | 180 | (89) | - | 1,362 |
| Capital expenditure | 15,333 | 357 | - | - | 15,690 |

7. SEGMENT INFORMATION (cont'd)**(a) CODM, office of the General Manager, reviews the Group's internal reporting in order to assess performance and allocate resources.** (cont'd)

The segment assets and liabilities as at 30 June 2017 and 31 December 2016 were as follows:

| | Airline transportation operations RMB million (Unaudited) | Other segments RMB million (Unaudited) | Eliminations RMB million (Unaudited) | Unallocated* RMB million (Unaudited) | Total RMB million (Unaudited) |
|--------------------------------|---|---|--|--|-------------------------------------|
| At 30 June 2017 | | | | | |
| Reportable segment assets | 216,308 | 10,644 | (6,199) | 2,945 | 223,698 |
| Reportable segment liabilities | 166,289 | 8,611 | (6,199) | 58 | 168,759 |

| | Airline transportation operations RMB million (Audited) | Other segments RMB million (Audited) | Eliminations RMB million (Audited) | Unallocated* RMB million (Audited) | Total RMB million (Audited) |
|--------------------------------|---|---|--|--|-----------------------------------|
| At 31 December 2016 | | | | | |
| Reportable segment assets | 205,024 | 11,218 | (8,896) | 2,705 | 210,051 |
| Reportable segment liabilities | 159,437 | 9,373 | (8,896) | 41 | 159,955 |

- * Unallocated assets primarily represent investments in associates and joint ventures, and available-for-sale investments. Unallocated results primarily represent gain on disposal of investment in a subsidiary, the share of results of associates and joint ventures, income relating to available-for-sale investments and impairment charge on available-for-sale investments.

Notes to the Interim Condensed Consolidated Financial Information
For the six months ended 30 June 2017

7. SEGMENT INFORMATION (cont'd)

(b) The Group's business operates in three main geographical areas, even though they are managed on a worldwide basis.

The Group's revenues by geographical area are analysed based on the following criteria:

- 1) Traffic revenue from services within the Mainland China (the PRC excluding the Hong Kong Special Administrative Region ("**Hong Kong**"), Macau Special Administrative Region ("**Macau**") and Taiwan, collectively known as "**Regional**") is classified as domestic operations. Traffic revenue from inbound and outbound services between overseas markets excluding Regional is classified as international operations.
- 2) Revenue from ticket handling services, ground services, cargo handling service and other miscellaneous services are classified on the basis of where the services are performed.

| | For the six months ended | |
|---|---------------------------------|-------------|
| | 30 June | |
| | 2017 | 2016 |
| | RMB million | RMB million |
| | (Unaudited) | (Unaudited) |
| Domestic (the PRC, excluding Hong Kong, Macau and Taiwan) | 32,142 | 29,965 |
| Regional (Hong Kong, Macau and Taiwan) | 1,753 | 1,785 |
| International | 14,528 | 14,585 |
| | 48,423 | 46,335 |

The major revenue-earning assets of the Group are its aircraft, all of which are registered in the PRC. Since the Group's aircraft are deployed flexibly across its route network, there is no suitable basis of allocating such assets and the related liabilities by geographic area and hence segment non-current assets and capital expenditure by geographic area are not presented. Except the aircraft, most non-current assets (except financial instruments) are registered and located in the PRC.

7. SEGMENT INFORMATION (cont'd)

(c) Reconciliation of reportable segment revenues, profit, assets and liabilities to the consolidated figures as reported in the consolidated financial statements:

| | Note | For the six months ended 30 June | |
|---|------|-------------------------------------|------------------------------------|
| | | 2017 RMB million (Unaudited) | 2016 RMB million (Unaudited) |
| Revenues | | | |
| Reportable segment revenues | | 48,020 | 46,332 |
| – Reclassification of business tax and expired sales in advance of carriage | (i) | 403 | 3 |
| Consolidated revenues | | 48,423 | 46,335 |

| | Note | For the six months ended 30 June | |
|--|------|-------------------------------------|------------------------------------|
| | | 2017 RMB million (Unaudited) | 2016 RMB million (Unaudited) |
| Profit before income tax | | | |
| Reportable segment profit | | 5,779 | 4,574 |
| – Differences in depreciation charges for aircraft and engines due to different depreciation lives | (ii) | (6) | (3) |
| Consolidated profit before income tax | | 5,773 | 4,571 |

Notes to the Interim Condensed Consolidated Financial Information
For the six months ended 30 June 2017

7. SEGMENT INFORMATION (cont'd)

(c) Reconciliation of reportable segment revenues, profit, assets and liabilities to the consolidated figures as reported in the consolidated financial statements: (cont'd)

| | <i>Notes</i> | 30 June 2017 RMB million (Unaudited) | 31 December 2016 RMB million (Audited) |
|--|--------------|---|---|
| Assets | | | |
| Reportable segment assets | | 223,698 | 210,051 |
| – Differences in depreciation charges for aircraft and engines due to different depreciation lives | <i>(ii)</i> | 25 | 31 |
| – Difference in intangible asset arising from the acquisition of Shanghai Airlines | <i>(iii)</i> | 2,242 | 2,242 |
| Consolidated assets | | 225,965 | 212,324 |

| | 30 June 2017 RMB million (Unaudited) | 31 December 2016 RMB million (Audited) |
|--------------------------------|---|---|
| Liabilities | | |
| Reportable segment liabilities | 168,759 | 159,955 |
| – Others | 3 | 3 |
| Consolidated liabilities | 168,762 | 159,958 |

Notes:

- (i) The difference represents the different classification of business tax and expired sales in advance of carriage under the PRC Accounting Standards and IFRS.
- (ii) The difference is attributable to the differences in the useful lives and residual values of aircraft and engines adopted for depreciation purposes in prior years under the PRC Accounting Standards and IFRS. Despite the depreciation policies of these assets which have been unified under IFRS and the PRC Accounting Standards in recent years, the changes were applied prospectively as changes in accounting estimates which result in the differences in the carrying amounts and related depreciation charges under IFRS and the PRC Accounting Standards.

7. SEGMENT INFORMATION (cont'd)**(c) Reconciliation of reportable segment revenues, profit, assets and liabilities to the consolidated figures as reported in the consolidated financial statements:** (cont'd)*Notes:* (cont'd)

- (iii) The difference represents the different measurement of the fair value of acquisition cost of the shares from Shanghai Airlines between the PRC Accounting standards and IFRS, which results in the different measurement of goodwill.

8. FINANCE COSTS

| | For the six months ended 30 June | |
|--|---|-------------|
| | 2017 | 2016 |
| | RMB million | RMB million |
| | (Unaudited) | (Unaudited) |
| Interest on bank borrowings | 688 | 859 |
| Interest relating to obligations under finance leases | 827 | 564 |
| Interest relating to post-retirement benefits | 53 | 47 |
| Interest on bonds and debentures | 184 | 211 |
| Interest relating to interest rate swaps | 39 | 71 |
| Interest relating to bills discounted | 18 | 5 |
| | 1,809 | 1,757 |
| Exchange losses, net (<i>Note (b)</i>) | – | 1,355 |
| Less: amounts capitalised into advanced payments on acquisition of aircraft (<i>Note (a)</i>) | (405) | (395) |
| | 1,404 | 2,717 |

Notes:

- (a) The weighted average interest rate used for interest capitalization is 3.46% per annum for the six months ended 30 June 2017 (for the six months ended 30 June 2016: 3.44%).
- (b) The exchange losses primarily related to the translation of the Group's foreign currency denominated borrowings and obligations under finance leases for the six months ended 30 June 2016.

Notes to the Interim Condensed Consolidated Financial Information
For the six months ended 30 June 2017

9. INCOME TAX EXPENSE

Income tax charged to profit or loss was as follows:

| | For the six months ended 30 June | |
|-------------------|-------------------------------------|------------------------------------|
| | 2017 RMB million (Unaudited) | 2016 RMB million (Unaudited) |
| Income tax | 1,166 | 925 |
| Deferred taxation | (14) | 116 |
| | 1,152 | 1,041 |

Pursuant to the "Notice of the Ministry of Finance, the State Administration of Taxation and the General Administration of Customs on Issues Concerning Relevant Tax Policies for Enhancing the Implementation of Western Region Development Strategy" (Cai Shui [2011] No.58), and other series of tax regulations, enterprises located in the western regions and engaged in the industrial activities as listed in the "Catalogue of Encouraged Industries in Western Regions", will be entitled to a reduced corporate income tax rate of 15% from 2011 to 2020 upon approval from tax authorities. CEA Yunnan, a subsidiary of the Company, obtained approval from tax authorities and has been entitled to a reduced corporate income tax rate of 15% from 1 January 2011. The Company's Sichuan branch, Gansu branch and Xibei branch also obtained approvals from respective tax authorities and are entitled to a reduced corporate income tax rate of 15%. The subsidiaries incorporated in Hong Kong are subject to Hong Kong profits tax rate of 16.5%.

The Company and its subsidiaries except for CEA Yunnan, Sichuan branch, Gansu branch and Xibei branch and those incorporated in Hong Kong, are generally subject to the PRC standard corporate income tax rate of 25% (2016: 25%).

10. EARNINGS PER SHARE

The calculation of basic earnings per share is based on the unaudited consolidated profit attributable to equity holders of the Company of approximately RMB4,341 million and the weighted average number of shares of 14,467 million in issue during the six months ended 30 June 2017. The Company has no potentially dilutive ordinary shares in issue for the six months ended 30 June 2017 (for the six months ended 30 June 2016: Nil).

11. PROFIT APPROPRIATION

No appropriation to the statutory reserves has been made for the six months ended 30 June 2017 (for the six months ended 30 June 2016: Nil). Such appropriations will be made at year end in accordance with the relevant PRC regulations and the Articles of Association of individual group companies.

12. PROPERTY, PLANT AND EQUIPMENT

| | Aircraft, engines and flight equipment RMB million (Unaudited) | Others RMB million (Unaudited) | Total RMB million (Unaudited) |
|---|---|--------------------------------------|-------------------------------------|
| Carrying amount at 1 January 2017 | 141,913 | 11,267 | 153,180 |
| Transfers from advanced payments on acquisition of aircraft (<i>Note 14</i>) | 6,761 | – | 6,761 |
| Other additions | 5,842 | 975 | 6,817 |
| Depreciation charges | (6,013) | (432) | (6,445) |
| Transfer to intangible assets (<i>Note 13</i>) | – | (3) | (3) |
| Transfer to other non-current assets | – | (1) | (1) |
| Disposal of a subsidiary (<i>Note 20</i>) | (1,419) | (600) | (2,019) |
| Disposals | (165) | (8) | (173) |
| Carrying amount at 30 June 2017 | 146,919 | 11,198 | 158,117 |

| | Aircraft, engines and flight equipment RMB million (Unaudited) | Others RMB million (Unaudited) | Total RMB million (Unaudited) |
|---|---|--------------------------------------|-------------------------------------|
| Carrying amount at 1 January 2016 | 122,962 | 10,280 | 133,242 |
| Transfers from advanced payments on acquisition of aircraft (<i>Note 14</i>) | 13,644 | – | 13,644 |
| Other additions | 1,868 | 959 | 2,827 |
| Depreciation charges | (5,301) | (404) | (5,705) |
| Transfer to assets classified as held for sale | (11) | – | (11) |
| Transfer to other non-current assets | – | (8) | (8) |
| Disposals | (264) | (64) | (328) |
| Carrying amount at 30 June 2016 | 132,898 | 10,763 | 143,661 |

Notes to the Interim Condensed Consolidated Financial Information
For the six months ended 30 June 2017**13. INTANGIBLE ASSETS**

| | Goodwill (Note (a)) RMB million (Unaudited) | Computer software RMB million (Unaudited) | Others (Note (b)) RMB million (Unaudited) | Total RMB million (Unaudited) |
|--|--|--|--|-------------------------------------|
| Carrying amount at 1 January 2017 | 11,270 | 288 | 66 | 11,624 |
| Transfer from property, plant and equipment (Note 12) | – | 3 | – | 3 |
| Other additions | – | 50 | – | 50 |
| Disposals | – | (1) | – | (1) |
| Amortisation | – | (54) | (16) | (70) |
| Disposal of a subsidiary (Note 20) | – | (14) | – | (14) |
| Carrying amount at 30 June 2017 | 11,270 | 272 | 50 | 11,592 |

| | Goodwill (Note (a)) RMB million (Unaudited) | Computer software RMB million (Unaudited) | Total RMB million (Unaudited) |
|-----------------------------------|--|--|-------------------------------------|
| Carrying amount at 1 January 2016 | 11,270 | 252 | 11,522 |
| Additions | – | 142 | 142 |
| Disposals | – | – | – |
| Amortisation | – | (63) | (63) |
| Carrying amount at 30 June 2016 | 11,270 | 331 | 11,601 |

Note:

- (a) The balance represents goodwill arising from the acquisition of Shanghai Airlines. Goodwill is attributable to strengthening the competitiveness of the Group's airline transportation operations, attaining synergy through integration of the resources and providing the evolution of Shanghai international air transportation centre. For the purpose of impairment assessment, goodwill was allocated to the CGU that the Group operates and benefits from the acquisition.
- (b) The balance represents the costs incurred to acquire the use right of certain flight schedules (i.e. timeslots for flights' taking off/landing).

14. ADVANCED PAYMENTS ON ACQUISITION OF AIRCRAFT

| | For the six months ended 30 June | |
|--|-------------------------------------|------------------------------------|
| | 2017 RMB million (Unaudited) | 2016 RMB million (Unaudited) |
| At 1 January | 23,357 | 21,207 |
| Additions | 8,031 | 11,929 |
| Interest capitalised (<i>Note 8</i>) | 405 | 395 |
| Transfer to property, plant and equipment (<i>Note 12</i>) | (6,761) | (13,644) |
| Carrying amount at 30 June | 25,032 | 19,887 |

15. TRADE AND NOTES RECEIVABLES

The credit terms given to trade customers are determined on an individual basis.

An aged analysis of the trade and notes receivables as at the end of the reporting period, based on the invoice date was as follows:

| | 30 June 2017 RMB million (Unaudited) | 31 December 2016 RMB million (Audited) |
|--|---|---|
| Within 90 days | 2,381 | 2,324 |
| 91 to 180 days | 111 | 167 |
| 181 to 365 days | 243 | 102 |
| Over 365 days | 232 | 182 |
| | 2,967 | 2,775 |
| Provision for impairment of trade and notes receivables | (100) | (115) |
| | 2,867 | 2,660 |

Balances with related parties included in trade and notes receivables are summarised in Note 22(c)(i).

Notes to the Interim Condensed Consolidated Financial Information
For the six months ended 30 June 2017

16. TRADE AND BILLS PAYABLES

An aged analysis of the trade and bills payables as at the end of the reporting period was as follows:

| | 30 June 2017 | 31 December 2016 |
|-----------------|------------------------------------|--------------------------|
| | RMB million (Unaudited) | RMB million (Audited) |
| Within 90 days | 2,612 | 2,994 |
| 91 to 180 days | 136 | 57 |
| 181 to 365 days | 57 | 83 |
| 1 to 2 years | 74 | 77 |
| Over 2 years | 240 | 165 |
| | 3,119 | 3,376 |

Balances with related parties included in trade and bills payables are summarised in Note 22(c)(ii).

17. OBLIGATIONS UNDER FINANCE LEASES

| | 30 June 2017 | 31 December 2016 |
|--|------------------------------------|--------------------------|
| | RMB million (Unaudited) | RMB million (Audited) |
| Within one year | 7,123 | 6,447 |
| In the second year | 7,141 | 6,054 |
| In the third to fifth year inclusive | 19,282 | 18,415 |
| After the fifth year | 30,875 | 30,125 |
| Total | 64,421 | 61,041 |
| Less: amount repayable within one year | (7,123) | (6,447) |
| Long-term portion | 57,298 | 54,594 |

18. BORROWINGS

| | 30 June 2017 | 31 December 2016 |
|---|------------------------------------|--------------------------|
| | RMB million (Unaudited) | RMB million (Audited) |
| Non-current | | |
| Long-term borrowings | | |
| – secured | 5,357 | 7,169 |
| – unsecured | 3,167 | 3,435 |
| Guaranteed bonds | 8,497 | 8,476 |
| Unsecured bonds | 8,821 | 8,810 |
| | 25,842 | 27,890 |
| Current | | |
| Current portion of long-term borrowings | | |
| – secured | 1,183 | 1,724 |
| – unsecured | 94 | 135 |
| Short-term bank borrowings | | |
| – unsecured | 23,899 | 9,983 |
| Short-term debentures <i>Note</i> | 15,000 | 17,000 |
| | 40,176 | 28,842 |
| | 66,018 | 56,732 |

Note:

As at 30 June 2017, the balance represented short-term debentures of RMB15,000 million (31 December 2016: RMB17,000 million) and bore interests at the rates ranging from 2.50% to 4.25% per annum with maturity ranging from 60 days to 270 days.

Notes to the Interim Condensed Consolidated Financial Information
For the six months ended 30 June 2017

19. SHARE CAPITAL

| | 30 June 2017 | 31 December 2016 |
|--|------------------------------------|--------------------------|
| | RMB million (Unaudited) | RMB million (Audited) |
| Registered, issued and fully paid of RMB1.00 each | | |
| A shares listed on The Shanghai Stock Exchange ("A Shares") | 9,808 | 9,808 |
| – Tradable shares held by Shanghai Licheng Information Technology Consulting Co., Ltd. with trading moratorium | 466 | 466 |
| – Tradable shares held by China National Aviation Fuel Holding Company with trading moratorium | 466 | 466 |
| – Tradable shares held by China COSCO Shipping Corporation Limited with trading moratorium | 233 | 233 |
| – Tradable shares held by Caitong Fund Management Co., Ltd. with trading moratorium | 162 | 162 |
| – Tradable shares without trading moratorium | 8,481 | 8,481 |
| H shares listed on The Stock Exchange of Hong Kong Limited ("H Shares") | | |
| – Tradable shares without trading moratorium | 4,659 | 4,659 |
| | 14,467 | 14,467 |

Pursuant to the Company's articles of association, both the listed A shares and listed H shares are registered ordinary shares and carry equal rights.

20. DISPOSAL OF A SUBSIDIARY

On 29 November 2016, the Company entered into Share Purchase Agreement with Eastern Airlines Industry Investment, a wholly-owned subsidiary of CEA Holding, to transfer 100% equity interest in Eastern Logistics, a wholly-owned subsidiary of the Company (“**the Transfer**”). At of 8 February 2017, the Transfer has been completed.

| | As at 1 February 2017 RMB million (Unaudited) |
|--|--|
| Net assets disposed of: | |
| Intangible assets | 14 |
| Property, plant and equipment | 2,019 |
| Lease prepayments | 305 |
| Other long term assets | 429 |
| Deferred tax assets | 4 |
| Flight equipment spare parts | 59 |
| Trade receivables | 1,097 |
| Prepayments and other receivables | 670 |
| Cash and cash equivalents | 536 |
| Restricted bank deposits | 1 |
| Sales in advance of carriage | (124) |
| Trade payables | (1,915) |
| Other payables and accruals | (1,090) |
| Income tax payable | (26) |
| Obligations under finance leases | (409) |
| Borrowings | (262) |
| Provision for return condition checks for aircraft under operating leases | (511) |
| Other long-term liabilities | (47) |
| Post-retirement benefit obligations | (158) |
| Non-controlling interests | 87 |
| | 679 |
| Gain on disposal of a subsidiary | 1,754 |
| Satisfied by Cash: | 2,433 |

Notes to the Interim Condensed Consolidated Financial Information
For the six months ended 30 June 2017

20. DISPOSAL OF A SUBSIDIARY (cont'd)

An analysis of the net inflow of cash and cash equivalents in respect of the disposal of a subsidiary is as follows:

| | For the six months ended 30 June 2017 RMB million (Unaudited) |
|---|--|
| Cash consideration | 2,433 |
| Cash and bank balances disposed of | (536) |
| Net inflow of cash and cash equivalents in respect of the disposal of a subsidiary | 1,897 |

21. COMMITMENTS

(a) Capital commitments

The Group had the following capital commitments:

| | 30 June 2017 | 31 December 2016 |
|--|------------------------------------|--------------------------|
| | RMB million (Unaudited) | RMB million (Audited) |
| Contracted for: | | |
| – Aircraft, engines and flight equipment (Note) | 103,588 | 123,019 |
| – Other property, plant and equipment | 4,775 | 9,550 |
| – Investments | 140 | 140 |
| | 108,503 | 132,709 |

Note:

Contracted expenditures for the above aircraft, engines and flight equipment, including deposits prior to delivery, subject to future inflation increase built into the contracts were expected to be paid as follows:

| | 30 June 2017 | 31 December 2016 |
|--------------------|------------------------------------|--------------------------|
| | RMB million (Unaudited) | RMB million (Audited) |
| Within one year | 27,380 | 28,384 |
| In the second year | 26,767 | 32,306 |
| In the third year | 21,922 | 28,983 |
| In the fourth year | 15,375 | 18,334 |
| Over four years | 12,144 | 15,012 |
| | 103,588 | 123,019 |

Notes to the Interim Condensed Consolidated Financial Information
For the six months ended 30 June 2017

21. COMMITMENTS (cont'd)

(b) Operating lease commitments

As at the reporting date, the Group had commitments under operating leases to pay future minimum lease rentals as follows:

| | 30 June 2017 | 31 December 2016 |
|---|------------------------------------|--------------------------|
| | RMB million (Unaudited) | RMB million (Audited) |
| Aircraft, engines and flight equipment | | |
| Within one year | 3,842 | 3,814 |
| In the second year | 3,044 | 3,124 |
| In the third to fifth years, inclusive | 7,895 | 7,616 |
| After the fifth year | 8,154 | 7,605 |
| | 22,935 | 22,159 |
| Land and buildings | | |
| Within one year | 239 | 362 |
| In the second year | 127 | 225 |
| In the third to fifth years, inclusive | 106 | 411 |
| After the fifth year | 20 | 732 |
| | 492 | 1,730 |
| | 23,427 | 23,889 |

22. RELATED PARTY TRANSACTIONS

The Group is controlled by CEA Holding, which directly owns 35.06% of the Company's shares as at 30 June 2017 (2016: 35.06%). In addition, through CES Global Holdings (Hong Kong) Limited and CES Finance Holding Co., Ltd., two wholly-owned subsidiaries of CEA Holding, CEA Holding indirectly owns additional shares of the Company of approximately 18.15% and 3.16% respectively as at 30 June 2017 (2016: 18.15% and 3.16%).

The Company is a state-owned enterprise established in the PRC and is controlled by the PRC government, which also owns a significant portion of the productive assets in the PRC. In accordance with IAS 24 "Related Party Disclosures", government-related entities and their subsidiaries, directly or indirectly controlled, jointly controlled or significantly influenced by the PRC government are defined as related parties of the Group. On that basis, related parties include CEA Holding and its subsidiaries (other than the Group), other government-related entities and their subsidiaries ("**Other State-owned Enterprises**"), other entities and corporations over which the Company is able to control or exercise significant influence and key management personnel of the Company as well as their close family members.

For the purpose of the related party transaction disclosures, the directors of the Company believe that meaningful information in respect of related party transactions has been adequately disclosed.

Notes to the Interim Condensed Consolidated Financial Information
For the six months ended 30 June 2017**22. RELATED PARTY TRANSACTIONS (cont'd)****(a) Nature of related parties that do not control or controlled by the Group:**

| Name of related party | Relationship with the Group |
|--|---|
| Eastern Air Group Finance Co., Ltd. ("Eastern Air Finance Company") | Associate of the Company |
| Eastern Aviation Import & Export Co., Ltd. and its subsidiaries ("Eastern Import & Export") | Associate of the Company |
| Shanghai Pratt & Whitney Aircraft Engine Maintenance Co., Ltd. ("Shanghai P&W") | Associate of the Company |
| Eastern Aviation Advertising Service Co., Ltd. ("Eastern Advertising") | Associate of the Company |
| Shanghai Collins Aviation Maintenance Service Co., Ltd. ("Collins Aviation") | Associate of the Company |
| CAE Melbourne Flight Training Pty Limited ("CAE Melbourne") | Joint venture of the Company |
| Shanghai Eastern Union Aviation Wheels & Brakes Maintenance Services Overhaul Engineering Co., Ltd. ("Wheels & Brakes") | Joint venture of the Company |
| Shanghai Technologies Aerospace Co., Ltd. ("Technologies Aerospace") | Joint venture of the Company |
| Eastern China Kaiya System Integration Co., Ltd. ("China Kaiya") | Joint venture of the Company |
| Shanghai Hute Aviation Technology Co., Ltd. ("Shanghai Hute") | Joint venture of the Company |
| CEA Development Co., Limited and its subsidiaries ("CEA Development") | Controlled by the same parent company |
| China Eastern Air Catering Investment Co., Limited and its subsidiaries ("Eastern Air Catering") | Controlled by the same parent company |
| CES International Financial Leasing Corporation Limited and its subsidiaries ("CES Lease Company") | Controlled by the same parent company |
| Eastern Air Logistics Co., Ltd. and its subsidiaries ("Eastern Logistics") (Note) | Controlled by the same parent company |
| Eastern Airlines Industry Investment Company Limited ("Eastern Airlines Industry Investment") | Controlled by the same parent company |
| TravelSky Technology Limited ("TravelSky") | A director and vice president of the Company is a director of TravelSky |
| China Aviation Supplies Holding Company and its subsidiaries ("CASC") | A director and vice president of the Company is a director of CASC |

22. RELATED PARTY TRANSACTIONS (cont'd)**(a) Nature of related parties that do not control or controlled by the Group: (cont'd)**

Note: Eastern Logistics has become a related party of the Group as it was acquired by Eastern Airlines Industry Investment in February 2017 and ceased to be a subsidiary of the Company.

(b) Related party transactions

| Nature of transaction | Related party | Pricing policy and decision process | Income or receipts/ (expense or payments) For the six months ended 30 June | |
|--|-------------------------|-------------------------------------|--|------------------------------------|
| | | | 2017 RMB million (Unaudited) | 2016 RMB million (Unaudited) |
| Supply of food and beverages | Eastern Air Catering | (i) | (556) | (483) |
| | CEA Development | (i) | (37) | (25) |
| | Eastern Import & Export | (i) | (22) | (19) |
| Handling charges for purchase of aircraft, flight equipment, flight equipment spare parts, other property, plant and flight equipment and repairs for aircraft and engines | Eastern Import & Export | (ii) | (63) | (45) |
| Repairs and maintenance expense for aircraft and engines | Shanghai P&W | (ii) | (957) | (1,084) |
| | Technologies Aerospace | (ii) | (135) | (96) |
| | Shanghai Hute | (ii) | (26) | (82) |
| | Wheels & Brakes | (ii) | (78) | (40) |
| Supply of system services | China Kaiya | (ii) | (2) | (56) |
| Supply of cabin cleaning services | Eastern Advertising | (ii) | (9) | - |
| Advertising expense | Eastern Advertising | (ii) | (9) | (10) |
| Media royalty fee | Eastern Advertising | (iii) | 7 | 5 |

Notes to the Interim Condensed Consolidated Financial Information
For the six months ended 30 June 2017**22. RELATED PARTY TRANSACTIONS (cont'd)****(b) Related party transactions (cont'd)**

| Nature of transaction | Related party | Pricing policy and decision process | Income or receipts/ (expense or payments) For the six months ended 30 June | |
|--|--------------------------------------|-------------------------------------|--|------------------------------------|
| | | | 2017 RMB million (Unaudited) | 2016 RMB million (Unaudited) |
| Automobile maintenance service, aircraft maintenance, providing transportation automobile and other products | CEA Development | (ii) | (38) | (37) |
| Equipment maintenance fee | Collins Aviation | (ii) | (16) | (17) |
| | CEA Development | (ii) | (22) | (6) |
| Property management and green maintenance expenses | CEA Development | (ii) | (20) | (20) |
| Supply of hotel accommodation service | CEA Development | (ii) | (19) | (33) |
| Interest income on deposits | Eastern Air Finance Company | (iv) | 8 | 14 |
| Interest expense on loans | Eastern Air Finance Company | (iv) | - | (9) |
| Payments on finance leases | CES Lease Company | (ii) | (664) | (2,428) |
| Civil aviation information network services | TravelSky | (ii) | (343) | (282) |
| Flight training fee | CAE Melbourne | (ii) | (28) | - |
| Land and building rental | CEA Holding | (ii) | (27) | (27) |
| Disposal of a subsidiary | Eastern Airlines Industry Investment | (v) | 2,433 | - |

22. RELATED PARTY TRANSACTIONS (cont'd)**(b) Related party transactions** (cont'd)

| Nature of transaction | Related party | Pricing policy and decision process | Income or receipts/ (expense or payments) For the six months ended 30 June | |
|--|-------------------|-------------------------------------|--|------------------------------------|
| | | | 2017 RMB million (Unaudited) | 2016 RMB million (Unaudited) |
| Cargo terminal business support services | Eastern Logistics | (ii) | (2) | - |
| Bellyhold space management | Eastern Logistics | (ii) | (44) | - |
| Transfer of the pilots | Eastern Logistics | (ii) | (7) | - |
| Freight logistics support services | Eastern Logistics | (iii) | 42 | - |
| Flight equipment spare parts maintenance | CASC | (ii) | (67) | - |

- (i) The Group's pricing policies on products purchased from related parties are mutually agreed between contract parties.
- (ii) The Group's pricing policies on services provided by related parties are mutually agreed between contract parties.
- (iii) The Group's pricing policies on services provided to related parties are mutually agreed between contract parties.
- (iv) The Group's pricing policies on related party interest rates are mutually agreed based on benchmark interest rates.
- (v) The Group's pricing policies on transfer of equity or disposal of investments are mutually agreed based on the valuation prices.

Notes to the Interim Condensed Consolidated Financial Information
For the six months ended 30 June 2017

22. RELATED PARTY TRANSACTIONS (cont'd)

(c) Balances with related parties

(i) Amounts due from related parties

| | 30 June 2017 RMB million (Unaudited) | 31 December 2016 RMB million (Audited) |
|--|---|---|
| Trade and notes receivables | | |
| Eastern Logistics (<i>Note</i>) | 988 | – |
| | | |
| | 30 June 2017 RMB million (Unaudited) | 31 December 2016 RMB million (Audited) |
| Prepayments and other receivables | | |
| Eastern Import & Export Technologies Aerospace | 257 | 536 |
| Eastern Air Catering | – | 16 |
| CEA Holding | 125 | 57 |
| CEA Development | 10 | – |
| Others | 3 | – |
| | 7 | 7 |
| | 402 | 616 |

All the amounts due from related parties are trade in nature, interest-free and payable within normal credit terms.

Note:

Under the Management Agreement between the Company and China Cargo Airlines Co., Ltd. (“**China Cargo Airlines**”), a controlled subsidiary of Eastern Logistics, China Cargo Airlines is entrusted to manage the bellyhold space freight business of the Group and shall collect the revenue from the end customers in respect of bellyhold space transportation on behalf of the Company.

22. RELATED PARTY TRANSACTIONS (cont'd)**(c) Balances with related parties** (cont'd)**(ii) Amounts due to related parties**

| | 30 June 2017 | 31 December 2016 |
|---------------------------------|------------------------------------|--------------------------|
| | RMB million (Unaudited) | RMB million (Audited) |
| Trade and bills payables | | |
| Eastern Import & Export | 185 | 85 |
| Eastern Air Catering | 30 | 37 |
| Technologies Aerospace | 3 | 45 |
| Wheels & Brakes | 11 | – |
| CEA Development | 17 | 19 |
| Collins Aviation | 4 | 2 |
| Shanghai Hute | 23 | 19 |
| CEA Holding | 3 | 3 |
| CASC | 23 | – |
| Others | 3 | 4 |
| | 302 | 214 |

Notes to the Interim Condensed Consolidated Financial Information
For the six months ended 30 June 2017**22. RELATED PARTY TRANSACTIONS (cont'd)****(c) Balances with related parties (cont'd)****(ii) Amounts due to related parties (cont'd)**

| | 30 June 2017 | 31 December 2016 |
|------------------------------------|------------------------------------|--------------------------|
| | RMB million (Unaudited) | RMB million (Audited) |
| Other payables and accruals | | |
| Eastern Import & Export | 1,093 | 240 |
| Eastern Air Catering | 221 | 166 |
| CEA Holding | 136 | 303 |
| TravelSky | 386 | 963 |
| CEA Development | 58 | 72 |
| Technologies Aerospace | 100 | 29 |
| Shanghai P&W | 379 | 324 |
| Shanghai Hute | 4 | 20 |
| Wheels & Brakes | 16 | 26 |
| Eastern Advertising | 7 | 18 |
| CAE Melbourne | 357 | – |
| Others | 13 | 5 |
| | 2,770 | 2,166 |

| | 30 June 2017 | 31 December 2016 |
|---|------------------------------------|--------------------------|
| | RMB million (Unaudited) | RMB million (Audited) |
| Obligations under finance leases | | |
| CES Lease Company | 11,792 | 5,521 |

Except for the amounts due to CES Lease Company, which are related to the aircraft under finance leases, all other amounts due to related parties are interest-free and payable within normal credit terms given by trade creditors.

22. RELATED PARTY TRANSACTIONS (cont'd)**(c) Balances with related parties (cont'd)****(iii) Short-term deposits and borrowings with associates and CEA Holding**

| | Average interest rate | | | |
|---|--------------------------|-------------|----------------------------|--------------------------|
| | For the six months ended | | | |
| | 30 June | | 30 June | 31 December |
| | 2017 | 2016 | 2017 | 2016 |
| | (Unaudited) | (Unaudited) | RMB million (Unaudited) | RMB million (Audited) |
| Short-term deposits (included in cash and cash equivalents) | | | | |
| Eastern Air Finance Company | 0.35% | 0.34% | 1,658 | 1,296 |
| Long-term borrowings (included in borrowings) | | | | |
| CEA Holding | 3.48% | – | 28 | 28 |

(d) Guarantees by the holding company

As at 30 June 2017, bonds of the Group guaranteed by CEA Holding amounted to RMB7.8 billion (2016: RMB7.8 billion).

23. SEASONALITY

The civil aviation industry is subject to seasonal fluctuations, with peak demand during the holiday season in the second half of the year. As such, the revenues and results of the Group in the first half of the year are generally lower than those in the second half of the year.

24. DIVIDEND

The Board has not recommended any dividend for the six months ended 30 June 2017 (for the six months ended 30 June 2016: It was recommended by the Board that the 2016 interim distribution shall be RMB0.51 per ten shares (inclusive of tax) in cash).

Notes to the Interim Condensed Consolidated Financial Information
For the six months ended 30 June 2017

25. EVENTS AFTER THE REPORTING PERIOD

Up to 29 August 2017, the Company issued two phases of short-term debentures with total principal for RMB6.0 billion and the maturity from 150 days to 270 days to institutional investors in the national interbank bond market. The debentures bear interest at the rate of 4.16% per annum to 4.25% per annum.

Since 3 July 2017, the 1,327,406,822 listed A shares with trading moratorium which were held by Shanghai Licheng Information Technology Consulting Co., Ltd., China National Aviation Fuel Holding Company, China COSCO Shipping Corporation Limited and Caitong Fund Management Co., Ltd. have been listed for trading on the Shanghai Stock Exchange.

Independent Auditor's Report



Ernst & Young
22/F, CITIC Tower
1 Tim Mei Avenue
Central, Hong Kong

安永會計師事務所
香港中環添美道1號
中信大廈22樓

Tel 電話: +852 2846 9888
Fax 傳真: +852 2868 4432
ey.com

To the shareholders of China Eastern Airlines Corporation Limited

(Established in the People's Republic of China with limited liability)

Opinion

We have audited the consolidated financial statements of China Eastern Airlines Corporation Limited (the "Company") and its subsidiaries (the "Group") set out on pages 97 to 189, which comprise the consolidated statement of financial position as at 31 December 2016, and the consolidated statement of profit or loss and other comprehensive income, the consolidated statement of changes in equity and the consolidated statement of cash flows for the year then ended, and notes to the consolidated financial statements, including a summary of significant accounting policies.

In our opinion, the consolidated financial statements give a true and fair view of the consolidated financial position of the Group as at 31 December 2016, and of its consolidated financial performance and its consolidated cash flows for the year then ended in accordance with International Financial Reporting Standards ("IFRSs") issued by the International Accounting Standards Board ("IASB") and have been properly prepared in compliance with the disclosure requirements of the Hong Kong Companies Ordinance.

Basis for Opinion

We conducted our audit in accordance with International Standards on Auditing ("ISAs") issued by the International Auditing and Assurance Standards Board. Our responsibilities under those standards are further described in the *Auditor's responsibilities for the audit of the consolidated financial statements* section of our report. We are independent of the Group in accordance with the *Code of Ethics for Professional Accountants* (the "Code") issued by the Hong Kong Institute of Certified Public Accountants, and we have fulfilled our other ethical responsibilities in accordance with the Code. We believe that the audit evidence we have obtained is sufficient and appropriate to provide a basis for our opinion.

Key Audit Matters

Key audit matters are those matters that, in our professional judgement, were of most significance in our audit of the consolidated financial statements of the current period. These matters were addressed in the context of our audit of the consolidated financial statements as a whole, and in forming our opinion thereon, and we do not provide a separate opinion on these matters. For each matter below, our description of how our audit addressed the matter is provided in that context.

We have fulfilled the responsibilities described in the *Auditor's responsibilities for the audit of the consolidated financial statements* section of our report, including in relation to these matters. Accordingly, our audit included the performance of procedures designed to respond to our assessment of the risks of material misstatement of the consolidated financial statements. The results of our audit procedures, including the procedures performed to address the matters below, provide the basis for our audit opinion on the accompanying consolidated financial statements.

Key Audit Matters (continued)

| Key audit matter | How our audit addressed the key audit matter |
|--|---|
| <p><i>Goodwill impairment testing</i></p> <p>Goodwill as at 31 December 2016 amounted to RMB11,270 million. The Group performed impairment testing on goodwill annually based on the future estimated cash flows of the relevant assets. The Group's impairment assessment of the goodwill requires significant management judgement, in particular in relation to the cash flow forecast and the discount rate applied.</p> <p>The accounting policies and disclosures for goodwill are made in note 2.4, 4 and 17 to the consolidated financial statements.</p> | <p>Our audit procedures included, amongst others, evaluating and testing the assumptions, methodologies, cash-generating unit determination, cash flow forecast and other data/parameters used by the Group in evaluating the goodwill impairment as at 31 December 2016. We compared the growth rate used to extrapolate the cash flows beyond the five-year forecast period to external data. We also involved our internal valuation specialists to assist us in evaluating the assumptions and valuation methodologies used by the Group.</p> |
| <p><i>Deferred revenue for frequent flyer programmes</i></p> <p>The Group operates frequent flyer programmes that provide travel awards to programme members based on accumulated miles. A portion of passengers' revenue attributable to the award credits of frequent flyer benefits is deferred and recognised when the award credits have been redeemed or have expired. As at 31 December 2016, deferred revenue for frequent flyer programmes totalled RMB1,750 million.</p> <p>The deferment of revenue is calculated based on the estimated fair values of the unredeemed award credits and expected redemption rate. The fair values of the unredeemed award credits is estimated based on the yearly average flight ticket prices and the expected redemption rate is estimated by reference to the historical trends of redemptions. Different judgements or estimates could significantly affect the estimated deferred revenue for frequent flyer programmes and the results of operations.</p> <p>The accounting policies and disclosures for the deferred revenue for frequent flyer programmes are made in note 2.4, 4 and 36 to the consolidated financial statements.</p> | <p>Our audit procedures included, amongst others, evaluating assumptions and methodologies used by the Group to determine the expected redemption rate and the fair value of unredeemed award credits of the frequent flyer programmes as at 31 December 2016. Furthermore, we tested the information technology ("IT") general controls and IT application controls relating to IT applications and environment around frequent flyer programmes. We have further ascertained that the award credits data used in the calculation of the deferred revenue for frequent flyer programmes as at 31 December 2016 was derived from the aforesaid Group's IT applications.</p> |

Independent Auditor's Report

Key Audit Matters (continued)

| Key audit matter | How our audit addressed the key audit matter |
|---|---|
| <p>Provision for return condition checks for aircraft and engines under operating leases</p> | <p>Our audit procedures included, amongst others, evaluating key assumptions and methodologies used by the Group to determine the provision as at 31 December 2016. We tested the integrity and arithmetic accuracy of the provision model through recalculation, reviewing the terms of the operating leases and comparing assumptions to contract terms and the Group's historical experience on returning similar aircraft models and engines and actual costs incurred.</p> |
| <p>As at 31 December 2016, provision for return condition checks for aircraft and engines under operating leases totalled RMB3,670 million. Under the terms of the operating lease arrangements, the Group is contractually committed to returning the aircraft and engines to the lessors in a certain condition agreed with the lessors at the inception of each lease. The Group estimates costs of these return condition checks and accrues such costs on a straight-line basis over the term of the leases.</p> <p>Provision for the estimated costs of return condition checks for aircraft and engines under operating leases is made based on the estimated costs for such return condition checks and taking into account anticipated flying hours, flying cycle and time frame between each overhaul. These judgements or estimates are based on historical experience on returning similar airframe models, actual costs incurred and aircraft status. Different judgements or estimates could significantly affect the estimated provision for costs of return condition checks.</p> | |
| <p>The accounting policies and disclosures are made in note 2.4, 4 and 35 to the consolidated financial statements.</p> | |

Other Information Included in the Annual Report

The directors of the Company are responsible for the other information. The other information comprises the information included in the Annual Report, other than the consolidated financial statements and our auditor's report thereon.

Our opinion on the consolidated financial statements does not cover the other information and we do not express any form of assurance conclusion thereon.

In connection with our audit of the consolidated financial statements, our responsibility is to read the other information and, in doing so, consider whether the other information is materially inconsistent with the consolidated financial statements or our knowledge obtained in the audit or otherwise appears to be materially misstated. If, based on the work we have performed, we conclude that there is a material misstatement of this other information, we are required to report that fact. We have nothing to report in this regard.

Responsibilities of the Directors for the Consolidated Financial Statements

The directors of the Company are responsible for the preparation of the consolidated financial statements that give a true and fair view in accordance with IFRSs and the disclosure requirements of the Hong Kong Companies Ordinance, and for such internal control as the directors determine is necessary to enable the preparation of consolidated financial statements that are free from material misstatement, whether due to fraud or error.

In preparing the consolidated financial statements, the directors of the Company are responsible for assessing the Group's ability to continue as a going concern, disclosing, as applicable, matters related to going concern and using the going concern basis of accounting unless the directors of the Company either intend to liquidate the Group or to cease operations or have no realistic alternative but to do so.

The directors of the Company are assisted by the Audit and Risk Management Committee in discharging their responsibilities for overseeing the Group's financial reporting process.

Auditor's Responsibilities for the Audit of the Consolidated Financial Statements

Our objectives are to obtain reasonable assurance about whether the consolidated financial statements as a whole are free from material misstatement, whether due to fraud or error, and to issue an auditor's report that includes our opinion. Our report is made solely to you, as a body, and for no other purpose. We do not assume responsibility towards or accept liability to any other person for the contents of this report.

Reasonable assurance is a high level of assurance, but is not a guarantee that an audit conducted in accordance with ISAs will always detect a material misstatement when it exists. Misstatements can arise from fraud or error and are considered material if, individually or in the aggregate, they could reasonably be expected to influence the economic decisions of users taken on the basis of these consolidated financial statements.

As part of an audit in accordance with ISAs, we exercise professional judgement and maintain professional skepticism throughout the audit. We also:

- Identify and assess the risks of material misstatement of the consolidated financial statements, whether due to fraud or error, design and perform audit procedures responsive to those risks, and obtain audit evidence that is sufficient and appropriate to provide a basis for our opinion. The risk of not detecting a material misstatement resulting from fraud is higher than for one resulting from error, as fraud may involve collusion, forgery, intentional omissions, misrepresentations, or the override of internal control.
- Obtain an understanding of internal control relevant to the audit in order to design audit procedures that are appropriate in the circumstances, but not for the purpose of expressing an opinion on the effectiveness of the Group's internal control.
- Evaluate the appropriateness of accounting policies used and the reasonableness of accounting estimates and related disclosures made by the directors.
- Conclude on the appropriateness of the directors' use of the going concern basis of accounting and, based on the audit evidence obtained, whether a material uncertainty exists related to events or conditions that may cast significant doubt on the Group's ability to continue as a going concern. If we conclude that a material uncertainty exists, we are required to draw attention in our auditor's report to the related disclosures in the consolidated financial statements or, if such disclosures are inadequate, to modify our opinion. Our conclusions are based on the audit evidence obtained up to the date of our auditor's report. However, future events or conditions may cause the Group to cease to continue as a going concern.
- Evaluate the overall presentation, structure and content of the consolidated financial statements, including the disclosures, and whether the consolidated financial statements represent the underlying transactions and events in a manner that achieves fair presentation.
- Obtain sufficient appropriate audit evidence regarding the financial information of the entities or business activities within the Group to express an opinion on the consolidated financial statements. We are responsible for the direction, supervision and performance of the group audit. We remain solely responsible for our audit opinion.

Independent Auditor's Report

Auditor's Responsibilities for the Audit of the Consolidated Financial Statements (continued)

We communicate with the Audit and Risk Management Committee regarding, among other matters, the planned scope and timing of the audit and significant audit findings, including any significant deficiencies in internal control that we identify during our audit.

We also provide the Audit and Risk Management Committee with a statement that we have complied with relevant ethical requirements regarding independence and to communicate with them all relationships and other matters that may reasonably be thought to bear on our independence, and where applicable, related safeguards.

From the matters communicated with the Audit and Risk Management Committee, we determine those matters that were of most significance in the audit of the consolidated financial statements of the current period and are therefore the key audit matters. We describe these matters in our auditor's report unless law or regulation precludes public disclosure about the matter or when, in extremely rare circumstances, we determine that a matter should not be communicated in our report because the adverse consequences of doing so would reasonably be expected to outweigh the public interest benefits of such communication.

The engagement partner on the audit resulting in this independent auditor's report is LEUNG, Wai Lap, Philip.

Ernst & Young
Certified Public Accountants
Hong Kong
30 March 2017

Consolidated Statement of Profit or Loss and Other Comprehensive Income

(Prepared in accordance with International Financial Reporting Standards)

For the year ended 31 December 2016

| | Notes | 2016 RMB million | 2015 RMB million |
|--|-------|---------------------|---------------------|
| Revenues | 5 | 98,904 | 93,969 |
| Other operating income and gains | 6 | 5,469 | 5,269 |
| Gain on fair value changes of derivative financial instruments | 8 | 2 | 6 |
| | | 104,375 | 99,244 |
| Operating expenses | | | |
| Aircraft fuel | | (19,626) | (20,312) |
| Take-off and landing charges | | (12,279) | (10,851) |
| Depreciation and amortisation | | (12,154) | (10,471) |
| Wages, salaries and benefits | 9 | (18,145) | (16,459) |
| Aircraft maintenance | | (4,960) | (4,304) |
| Impairment charges | 10 | (29) | (228) |
| Food and beverages | | (2,862) | (2,469) |
| Aircraft operating lease rentals | | (4,779) | (4,254) |
| Other operating lease rentals | | (868) | (812) |
| Selling and marketing expenses | | (3,133) | (3,651) |
| Civil aviation development fund | | (1,945) | (1,826) |
| Ground services and other expenses | | (5,058) | (5,479) |
| Indirect operating expenses | | (6,051) | (5,503) |
| Total operating expenses | | (91,889) | (86,619) |
| Operating profit | 11 | 12,486 | 12,625 |
| Share of results of associates | 22 | 148 | 126 |
| Share of results of joint ventures | 23 | 39 | 26 |
| Finance income | 12 | 96 | 66 |
| Finance costs | 13 | (6,272) | (7,176) |
| Profit before income tax | | 6,497 | 5,667 |
| Income tax expense | 14 | (1,542) | (624) |
| Profit for the year | | 4,955 | 5,043 |
| Other comprehensive income for the year | | | |
| <i>Other comprehensive income to be reclassified to profit or loss in subsequent periods</i> | | | |
| Cash flow hedges, net of tax | 39 | 107 | 10 |
| Fair value changes of available-for-sale investments, net of tax | | 40 | 87 |
| Fair value changes of available-for-sale investments held by an associate, net of tax | 22 | (1) | 7 |
| Net other comprehensive income to be reclassified to profit or loss in subsequent periods | | 146 | 104 |
| <i>Other comprehensive income not to be reclassified to profit or loss in subsequent periods</i> | | | |
| Actuarial (losses)/gains on the post-retirement benefit obligations, net of tax | 37 | (410) | 196 |
| Net other comprehensive income not to be reclassified to profit or loss in subsequent periods | | (410) | 196 |
| Other comprehensive income, net of tax | | (264) | 300 |
| Total comprehensive income for the year | | 4,691 | 5,343 |

Consolidated Statement of Profit or Loss and Other Comprehensive Income

(Prepared in accordance with International Financial Reporting Standards)

For the year ended 31 December 2016

| | Notes | 2016 RMB million | 2015 RMB million |
|---|-------|---------------------|---------------------|
| Profit attributable to: | | | |
| Equity holders of the Company | | 4,498 | 4,537 |
| Non-controlling interests | | 457 | 506 |
| Profit for the year | | 4,955 | 5,043 |
| Total comprehensive income attributable to: | | | |
| Equity holders of the Company | | 4,237 | 4,834 |
| Non-controlling interests | | 454 | 509 |
| Total comprehensive income for the year | | 4,691 | 5,343 |
| Earnings per share attributable to the equity holders of the Company during the year | | | |
| – Basic and diluted (RMB) | 15 | 0.33 | 0.35 |

Consolidated Statement of Financial Position

(Prepared in accordance with International Financial Reporting Standards)

For the year ended 31 December 2016

| | Notes | 31 December 2016 RMB million | 31 December 2015 RMB million |
|---|-------|------------------------------------|------------------------------------|
| Non-current assets | | | |
| Intangible assets | 17 | 11,624 | 11,522 |
| Property, plant and equipment | 18 | 153,180 | 133,242 |
| Investment properties | 19 | 321 | 294 |
| Lease prepayments | 20 | 2,064 | 2,094 |
| Advanced payments on acquisition of aircraft | 21 | 23,357 | 21,207 |
| Investments in associates | 22 | 1,536 | 1,543 |
| Investments in joint ventures | 23 | 524 | 518 |
| Available-for-sale investments | 24 | 645 | 452 |
| Other non-current assets | 25 | 2,969 | 3,754 |
| Deferred tax assets | 38 | 79 | 243 |
| Derivative financial instruments | 39 | 137 | 45 |
| | | 196,436 | 174,914 |
| Current assets | | | |
| Flight equipment spare parts | 26 | 2,248 | 2,056 |
| Trade and notes receivables | 27 | 2,660 | 2,867 |
| Prepayments and other receivables | 28 | 9,231 | 8,446 |
| Derivative financial instruments | 39 | 11 | – |
| Restricted bank deposits and short-term bank deposits | 29 | 43 | 35 |
| Cash and cash equivalents | 30 | 1,695 | 9,080 |
| Assets classified as held for sale | 16 | – | 594 |
| | | 15,888 | 23,078 |
| Current liabilities | | | |
| Sales in advance of carriage | | 7,677 | 5,841 |
| Trade and bills payables | 31 | 3,376 | 3,712 |
| Other payables and accruals | 32 | 20,250 | 19,057 |
| Current portion of obligations under finance leases | 33 | 6,447 | 6,109 |
| Current portion of borrowings | 34 | 28,842 | 38,214 |
| Income tax payable | | 304 | 169 |
| Current portion of provision for return condition checks for aircraft under operating leases | 35 | 1,175 | 1,281 |
| Derivative financial instruments | 39 | 11 | 4 |
| | | 68,082 | 74,387 |
| Net current liabilities | | (52,194) | (51,309) |
| Total assets less current liabilities | | 144,242 | 123,605 |

Consolidated Statement of Financial Position

(Prepared in accordance with International Financial Reporting Standards)
For the year ended 31 December 2016

| | Notes | 31 December 2016 RMB million | 31 December 2015 RMB million |
|---|-------|------------------------------------|------------------------------------|
| Non-current liabilities | | | |
| Obligations under finance leases | 33 | 54,594 | 46,290 |
| Borrowings | 34 | 27,890 | 28,498 |
| Provision for return condition checks for aircraft under operating leases | 35 | 2,495 | 2,222 |
| Other long-term liabilities | 36 | 3,874 | 3,990 |
| Post-retirement benefit obligations | 37 | 2,890 | 2,569 |
| Deferred tax liabilities | 38 | 86 | 8 |
| Derivative financial instruments | 39 | 47 | 97 |
| | | 91,876 | 83,674 |
| Net assets | | | |
| | | 52,366 | 39,931 |
| Equity | | | |
| Equity attributable to the equity holders of the Company | | | |
| – Share capital | 41 | 14,467 | 13,140 |
| – Reserves | 42 | 34,983 | 24,271 |
| | | 49,450 | 37,411 |
| Non-controlling interests | | | |
| | | 2,916 | 2,520 |
| Total equity | | | |
| | | 52,366 | 39,931 |

The financial statements were approved by the Board of Directors on 30 March 2017 and were signed on its behalf.


Liu Shaoyong
Director

Ma Xulun
Director

Consolidated Statement of Changes in Equity

(Prepared in accordance with International Financial Reporting Standards)

For the year ended 31 December 2016

| | Attributable to equity holders of the Company | | | | Non-controlling interests | Total equity |
|---|---|----------------|------------------|---------------|---------------------------|---------------|
| | Share capital | Other reserves | Retained profits | Subtotal | | |
| | RMB million | RMB million | RMB million | RMB million | | |
| Balance at 1 January 2015 | 12,674 | 16,485 | 815 | 29,974 | 1,797 | 31,771 |
| Profit for the year | – | – | 4,537 | 4,537 | 506 | 5,043 |
| Other comprehensive income | – | 297 | – | 297 | 3 | 300 |
| Total comprehensive income for the year | – | 297 | 4,537 | 4,834 | 509 | 5,343 |
| Issue of shares (Note 41) | 466 | 2,389 | – | 2,855 | – | 2,855 |
| Acquisition of non-controlling interests | – | (252) | – | (252) | 252 | – |
| Dividends paid to non-controlling interests | – | – | – | – | (38) | (38) |
| Transfer from retained profits | – | 184 | (184) | – | – | – |
| Balance at 31 December 2015 | 13,140 | 19,103* | 5,168* | 37,411 | 2,520 | 39,931 |
| Profit for the year | – | – | 4,498 | 4,498 | 457 | 4,955 |
| Other comprehensive income | – | (261) | – | (261) | (3) | (264) |
| Total comprehensive income for the year | – | (261) | 4,498 | 4,237 | 454 | 4,691 |
| Issue of shares (Note 41) | 1,327 | 7,213 | – | 8,540 | – | 8,540 |
| Interim 2016 dividend | – | – | (738) | (738) | – | (738) |
| Dividends paid to non-controlling interests | – | – | – | – | (58) | (58) |
| Transfer from retained profits | – | 144 | (144) | – | – | – |
| Balance at 31 December 2016 | 14,467 | 26,199* | 8,784* | 49,450 | 2,916 | 52,366 |

* These reserve accounts comprise the consolidated reserves of RMB34,983 million (2015: RMB24,271 million) in the consolidated statement of financial position.

Consolidated Statement of Cash Flows

(Prepared in accordance with International Financial Reporting Standards)

For the year ended 31 December 2016

| | Notes | 2016 RMB million | 2015 RMB million |
|--|-------|---------------------|---------------------|
| Cash flows from operating activities | | | |
| Cash generated from operations | 45(a) | 26,154 | 25,535 |
| Income tax paid | | (1,261) | (1,210) |
| Net cash flows from operating activities | | 24,893 | 24,325 |
| Cash flows from investing activities | | | |
| Additions to property, plant and equipment | | (21,533) | (8,609) |
| Additions to lease prepayments | | (86) | (82) |
| Additions to intangible assets | 17 | (232) | (109) |
| Advanced payments on acquisition of aircraft | | (16,864) | (24,772) |
| Proceeds from disposal of assets classified as held for sale | | 518 | 4,227 |
| Proceeds from disposal of property, plant and equipment | | 690 | 1,294 |
| Proceeds from disposal of lease prepayments | | 56 | 47 |
| (Increase)/decrease in restricted and short-term bank deposits | | (1) | 3 |
| Increase in shareholding in associates | | – | (413) |
| Gain on disposal of an associate | | 12 | – |
| Interest received | | 96 | 66 |
| Dividends received | | 164 | 92 |
| Proceeds from disposal of interest in a subsidiary | | – | 49 |
| Repayment of loans from an associate | | – | 372 |
| Proceeds from disposal of interests in available-for-sale investments | | – | 35 |
| Net cash flows used in investing activities | | (37,180) | (27,800) |
| Cash flows from financing activities | | | |
| Proceeds from issue of shares | | 8,540 | 2,855 |
| Proceeds from draw-down of short-term bank loans | | 39,159 | 26,916 |
| Repayments of short-term debentures | | (46,000) | (10,000) |
| Repayments of short-term bank loans | | (36,728) | (34,767) |
| Proceeds from issuance of short-term debentures | | 47,500 | 21,500 |
| Proceeds from issuance of long-term bonds | | 12,526 | – |
| Proceeds from draw-down of long-term bank loans and other financing activities | | 26,545 | 24,572 |
| Repayments of long-term bank loans | | (28,803) | (10,540) |
| Repayments of long-term bonds | | (5,497) | – |
| Principal repayments of finance lease obligations | | (8,606) | (6,350) |
| Interest paid | | (3,206) | (3,065) |
| Dividends paid | | (738) | – |
| Dividends paid to non-controlling interests of subsidiaries | | (58) | (38) |
| Net cash flows from financing activities | | 4,634 | 11,083 |
| Net (decrease)/increase in cash and cash equivalents | | (7,653) | 7,608 |
| Cash and cash equivalents at beginning of year | | 9,080 | 1,355 |
| Effect of foreign exchange rate changes | | 268 | 117 |
| Cash and cash equivalents at 31 December | 30 | 1,695 | 9,080 |

Notes to the Financial Statements

(Prepared in accordance with International Financial Reporting Standards)

31 December 2016

1. Corporate and Group Information

China Eastern Airlines Corporation Limited (the "Company"), a joint stock company limited by shares, was established in the People's Republic of China (the "PRC") on 14 April 1995. The address of the Company's registered office is 66 Airport Street, Pudong International Airport, Shanghai, the PRC. The Company and its subsidiaries (together, the "Group") are principally engaged in the operation of civil aviation, including the provision of passenger, cargo, mail delivery, tour operations and other extended transportation services.

In the opinion of the directors, the holding company and ultimate holding company of the Company is China Eastern Air Holding Company ("CEA Holding"), a state-owned enterprise established in the PRC.

The A shares, H shares and American Depositary Shares are listed on the Shanghai Stock Exchange, The Stock Exchange of Hong Kong Limited and The New York Stock Exchange, respectively.

These financial statements were approved and authorised for issue by the Company's Board of Directors (the "Board") on 30 March 2017.

Information about subsidiaries

Particulars of the Company's principal subsidiaries at the end of the reporting period are as follows:

| Name | Place and date of incorporation/ registration and business | Issued ordinary/ registered share capital million | Percentage of equity attributable to the Company | | Principal activities |
|--|--|---|--|----------|---|
| | | | Direct | Indirect | |
| China Eastern Airlines Jiangsu Co., Limited ("CEA Jiangsu") | PRC 7 April 1993 | RMB2,000 | 62.56% | – | Provision of airline services |
| China Eastern Airlines Wuhan Co., Limited ("CEA Wuhan") | PRC 16 August 2002 | RMB1,750 | 60% | – | Provision of airline services |
| Shanghai Eastern Flight Training Co., Limited ("Shanghai Flight Training") | PRC 18 December 1995 | RMB694 | 100% | – | Provision of flight training services |
| Shanghai Airlines Co., Limited ("Shanghai Airlines") | PRC 16 March 2010 | RMB500 | 100% | – | Provision of airline services |
| China Cargo Airlines Co., Limited ("China Cargo") | PRC 22 July 1998 | RMB3,000 | – | 83% | Provision of cargo carriage service |
| China Eastern Airlines Technology Co., Limited ("Eastern Technology") | PRC 19 November 2014 | RMB4,300 | 100% | – | Provision of airline maintenance services |
| Shanghai Eastern Airlines Logistics Co., Limited ("Eastern Logistics") | PRC 23 August 2004 | RMB1,150 | 100% | – | Provision of cargo logistics services |
| China Eastern Business Jet Co., Limited | PRC 27 September 2008 | RMB50 | 100% | – | Provision of airlines consultation services |

Notes to the Financial Statements

(Prepared in accordance with International Financial Reporting Standards)
31 December 2016

1. Corporate and Group Information (continued)

Information about subsidiaries (continued)

| Name | Place and date of incorporation/ registration and business | Issued ordinary/ registered share capital million | Percentage of equity attributable to the Company | | Principal activities |
|---|--|---|--|----------|---|
| | | | Direct | Indirect | |
| China Eastern Airlines Yunnan Co., Limited ("CEA Yunnan") | PRC 2 August 2011 | RMB3,662 | 90.36% | – | Provision of airline services |
| Eastern Air Overseas (Hong Kong) Co., Limited ("Eastern Air Overseas") | Hong Kong 10 June 2011 | HKD280 | 100% | – | Provision of import and export, investment, leasing and consultation services |
| China United Airlines Co., Limited ("China United Airlines") | PRC 21 September 1984 | RMB1,320 | 100% | – | Provision of airline services |
| Eastern Airlines Hotel Co., Limited | PRC 18 March 1998 | RMB70 | 100% | – | Provision of hotel services primarily to crew |
| Shanghai Airlines Tours International (Group) Co., Limited ("Shanghai Airlines Tours") | PRC 29 August 1992 | RMB50 | 100% | – | Tour operations, travel and air ticketing agency and transportation |
| China Eastern Airlines Application Development Center Co., Limited ("Application Development Center") | PRC 21 November 2011 | RMB498 | 100% | – | Provision of research and development of technology and products in the field of aviation |
| China Eastern Airlines E-Commerce Co., Limited ("Eastern E-Commerce") | PRC 1 December 2014 | RMB50 | 100% | – | E-commerce platform and ticket agent |

The above table lists the subsidiaries of the Company which, in the opinion of the directors, principally affected the results for the year or formed a substantial portion of the net assets of the Group. To give details of other subsidiaries would, in the opinion of the directors, result in particulars of excessive length.

All of the subsidiaries of the Company listed above are limited liability companies.

2.1 Basis of Preparation

These financial statements have been prepared in accordance with all applicable International Financial Reporting Standards ("IFRSs") issued by the International Accounting Standards Board ("IASB") and the disclosure requirements of the Hong Kong Companies Ordinance. They have been prepared under the historical cost convention, except for certain available-for-sale investments and derivative financial instruments which have been measured at fair value. These financial statements are presented in Renminbi ("RMB") and all values are rounded to the nearest million except when otherwise indicated.

2.1 Basis of Preparation (continued)

Basis of consolidation

The consolidated financial statements include the financial statements of the Company and its subsidiaries for the year ended 31 December 2016. A subsidiary is an entity (including a structured entity), directly or indirectly, controlled by the Company. Control is achieved when the Group is exposed, or has rights, to variable returns from its involvement with the investee and has the ability to affect those returns through its power over the investee (i.e., existing rights that give the Group the current ability to direct the relevant activities of the investee).

When the Company has, directly or indirectly, less than a majority of the voting or similar rights of an investee, the Group considers all relevant facts and circumstances in assessing whether it has power over an investee, including:

- (a) the contractual arrangement with the other vote holders of the investee;
- (b) rights arising from other contractual arrangements; and
- (c) the Group's voting rights and potential voting rights.

The financial statements of the subsidiaries are prepared for the same reporting period as the Company, using consistent accounting policies. The results of subsidiaries are consolidated from the date on which the Group obtains control, and continue to be consolidated until the date that such control ceases.

Profit or loss and each component of other comprehensive income are attributed to the equity holders of the Company and to the non-controlling interests, even if this results in the non-controlling interests having a deficit balance. All intra-group assets and liabilities, equity, income, expenses and cash flows relating to transactions between members of the Group are eliminated in full on consolidation.

The Group reassesses whether or not it controls an investee if facts and circumstances indicate that there are changes to one or more of the three elements of control described above. A change in the ownership interest of a subsidiary, without a loss of control, is accounted for as an equity transaction.

If the Group loses control over a subsidiary, it derecognises (i) the assets (including goodwill) and liabilities of the subsidiary, (ii) the carrying amount of any non-controlling interest and (iii) the cumulative translation differences recorded in equity; and recognises (i) the fair value of the consideration received, (ii) the fair value of any investment retained and (iii) any resulting surplus or deficit in profit or loss. The Group's share of components previously recognised in other comprehensive income is reclassified to profit or loss or retained profits, as appropriate, on the same basis as would be required if the Group had directly disposed of the related assets or liabilities.

Going concern

As at 31 December 2016, the Group's current liabilities exceeded its current assets by approximately RMB52.19 billion. In preparing the financial statements, the Board conducts a detailed review over the Group's going concern ability based on the current financial situation. The Board has considered the Group's available sources of funds as follows:

- The Group's expected net cash inflows from operating activities in 2017;
- Unutilised banking facilities of approximately RMB46.38 billion as at 31 December 2016; and
- Other available sources of financing from banks and other financial institutions given the Group's credit history.

The Board considers that the Group will be able to obtain sufficient financing to enable it to operate, as well as to meet its liabilities as and when they become due, and the capital expenditure requirements for the upcoming twelve months. Accordingly, the Board believes that it is appropriate to prepare these financial statements on a going concern basis without including any adjustments that would be required should the Company and the Group fail to continue as a going concern.

Notes to the Financial Statements

(Prepared in accordance with International Financial Reporting Standards)
31 December 2016

2.2 Changes in Accounting Policies and Disclosures

The Group has adopted the following new and revised IFRSs for the first time for the current year's financial statements.

| | |
|--|---|
| Amendments to IFRS 10, IFRS 12 and IAS 28 | <i>Investment Entities: Applying the Consolidation Exception</i> |
| Amendments to IFRS 11 | <i>Accounting for Acquisitions of Interests in Joint Operations</i> |
| IFRS 14 | <i>Regulatory Deferral Accounts</i> |
| Amendments to IAS 1 | <i>Disclosure Initiative</i> |
| Amendments to IAS 16 and IAS 38 | <i>Clarification of Acceptable Methods of Depreciation and Amortisation</i> |
| Amendments to IAS 16 and IAS 41 | <i>Agriculture: Bearer Plants</i> |
| Amendments to IAS 27 | <i>Equity Method in Separate Financial Statements</i> |
| <i>Annual Improvements 2012–2014 Cycle</i> | Amendments to a number of IFRSs |

Except for the amendments to IFRS 10, IFRS 12 and IAS 28, amendments to IFRS 11, IFRS 14, amendments to IAS 16 and IAS 41, amendments to IAS 27 and certain amendments included in *Annual Improvements 2012–2014 Cycle*, which are not relevant to the preparation of the Group's financial statements, the nature and the impact of the amendments are described below:

- (a) Amendments to IAS 1 include narrow-focus improvements in respect of the presentation and disclosure in financial statements. The amendments clarify:
- (i) the materiality requirements in IAS 1;
 - (ii) that specific line items in the statement of profit or loss and the statement of financial position may be disaggregated;
 - (iii) that entities have flexibility as to the order in which they present the notes to financial statements; and
 - (iv) that the share of other comprehensive income of associates and joint ventures accounted for using the equity method must be presented in aggregate as a single line item, and classified between those items that will or will not be subsequently reclassified to profit or loss.
- Furthermore, the amendments clarify the requirements that apply when additional subtotals are presented in the statement of financial position and the statement of profit or loss. The amendments have had no significant impact on the Group's financial statements.
- (b) Amendments to IAS 16 and IAS 38 clarify the principle in IAS 16 and IAS 38 that revenue reflects a pattern of economic benefits that are generated from operating a business (of which the asset is part) rather than the economic benefits that are consumed through the use of the asset. As a result, a revenue-based method cannot be used to depreciate property, plant and equipment and may only be used in very limited circumstances to amortise intangible assets. The amendments are applied prospectively. The amendments have had no impact on the financial position or performance of the Group as the Group has not used a revenue-based method for the calculation of depreciation of its non-current assets.
- (c) *Annual Improvements to IFRSs 2012–2014 Cycle* sets out amendments to a number of IFRSs. Details of the amendments are as follows:
- *IFRS 5 Non-current Assets Held for Sale and Discontinued Operations*: Clarifies that changes to a plan of sale or a plan of distribution to owners should not be considered to be a new plan of disposal, rather it is a continuation of the original plan. Accordingly, there is no change in the application of the requirements in IFRS 5. The amendments also clarify that changing the disposal method does not change the date of classification of the non-current assets or disposal group held for sale. The amendments are applied prospectively. The amendments have had no significant impact on the Group's financial statements.

Notes to the Financial Statements

(Prepared in accordance with International Financial Reporting Standards)

31 December 2016

2.3 Issued But Not Yet Effective International Financial Reporting Standards

The Group has not applied the following new and revised IFRSs, that have been issued but are not yet effective, in these financial statements.

| | |
|----------------------------------|---|
| IFRS 9 | <i>Financial Instruments</i> ¹ |
| IFRS 15 | <i>Revenue from Contracts with Customers</i> ¹ |
| IFRS 16 | <i>Leases</i> ² |
| IFRIC 22 | <i>Foreign Currency Transactions and Advance Consideration</i> ¹ |
| Amendments to IFRS 2 | <i>Classification and Measurement of Share-based Payment Transactions</i> ¹ |
| Amendments to IFRS 15 | <i>Clarifications to IFRS 15 Revenue from Contracts with Customers</i> ¹ |
| Amendments to IFRS 10 and IAS 28 | <i>Sale or Contribution of Assets between an Investor and its Associate or Joint Venture</i> ³ |
| Amendments to IAS 12 | <i>Recognition of Deferred Tax Assets for Unrealised Losses</i> ⁴ |
| Amendments to IAS 7 | <i>Disclosure Initiative</i> ⁴ |
| Amendments to IAS 40 | <i>Transfers to Investment Property</i> ¹ |
| Amendments to IFRS 4 | <i>Applying IFRS 9 Financial Instruments with IFRS 4 Insurance Contracts</i> ⁵ |
| Amendments to IFRSs | <i>Annual Improvements to IFRS Standards 2014–2016 Cycle</i> ⁶ |

¹ Effective for annual periods beginning on or after 1 January 2018

² Effective for annual periods beginning on or after 1 January 2019

³ No mandatory effective date yet determined but available for adoption

⁴ Effective for annual periods beginning on or after 1 January 2017

⁵ An entity choosing to apply the overlay approach retrospectively to qualifying financial assets does so when it first applies IFRS 9. An entity choosing to apply the deferral approach does so for annual periods beginning on or after 1 January 2018.

⁶ Effective for annual periods beginning on or after 1 January 2017 or 1 January 2018, as appropriate

Further information about those IFRSs that are expected to be applicable to the Group is as follows:

In July 2014, the International Accounting Standards Board (“IASB”) issued the final version of IFRS 9, bringing together all phases of the financial instruments project to replace IAS 39 and all previous versions of IFRS 9. The standard introduces new requirements for classification and measurement, impairment and hedge accounting. The Group expects to adopt IFRS 9 from 1 January 2018. The Group is currently assessing the impact of the standard upon adoption and expects that the adoption of IFRS 9 will have an impact on the classification and measurement of the Group’s financial assets.

IFRS 15 establishes a new five-step model to account for revenue arising from contracts with customers. Under IFRS 15, revenue is recognised at an amount that reflects the consideration to which an entity expects to be entitled in exchange for transferring goods or services to a customer. The principles in IFRS 15 provide a more structured approach for measuring and recognising revenue. The standard also introduces extensive qualitative and quantitative disclosure requirements, including disaggregation of total revenue, information about performance obligations, changes in contract asset and liability account balances between periods and key judgements and estimates. The standard will supersede all current revenue recognition requirements under IFRSs and entities may use a full retrospective approach or modified retrospective approach upon adoption. The Group expects to adopt IFRS 15 on 1 January 2018 and plans to adopt the modified retrospective approach. Under the new standard, the adoption may have an impact on the allocation method to account for frequent flyer programmes, which would impact the balance of the frequent flyer liability. The Group is currently evaluating other possible impacts from the new standard on the Group’s financial statements.

IFRS 16 sets out the principles for the recognition, measurement, presentation and disclosure of leases. For lessee accounting, the standard introduces a single lessee accounting model and requires a lessee to recognise assets and liabilities for all leases with a term of more than 12 months, unless the underlying asset is of low value. A lessee is required to recognise a right-of-use asset representing its right to use the underlying leased asset and a lease liability representing its obligation to make lease payments. For lessor accounting, the standard substantially carries forward the lessor accounting requirements in IAS 17. Accordingly, a lessor continues to classify its leases as operating leases or finance leases, and to account for those two types of leases differently. The Group expects to adopt IFRS 16 on 1 January 2019. Management is still assessing the impact on the financial performance and position of the Group resulting from the adoption of IFRS 16 for the annual period beginning on 1 January 2019. Based on the Group’s undiscounted operating lease commitment of RMB23,889 million as set out in Note 46 to the financial statements, the adoption is expected to have an impact on the financial position and financial performance of the Group and the detailed assessment is still in progress.

Notes to the Financial Statements

(Prepared in accordance with International Financial Reporting Standards)
31 December 2016

2.3 Issued But Not Yet Effective International Financial Reporting Standards (continued)

Amendments to IAS 12 were issued with the purpose of addressing the recognition of deferred tax assets for unrealised losses related to debt instruments measured at fair value, although they also have a broader application for other situations. The amendments clarify that an entity, when assessing whether taxable profits will be available against which it can utilise a deductible temporary difference, needs to consider whether tax law restricts the sources of taxable profits against which it may make deductions on the reversal of that deductible temporary difference. Furthermore, the amendments provide guidance on how an entity should determine future taxable profits and explain the circumstances in which taxable profit may include the recovery of some assets for more than their carrying amount. The Group expects to adopt the amendments from 1 January 2017. Based on the preliminary analysis, the Group anticipates that the adoption of IAS 12 in the future is unlikely to have significant impact on the Group's financial statements.

2.4 Summary of Significant Accounting Policies

Investments in associates and joint ventures

An associate is an entity in which the Group has a long-term interest of generally not less than 20% of the equity voting rights and over which it is in a position to exercise significant influence. Significant influence is the power to participate in the financial and operating policy decisions of the investee, but is not control or joint control over those policies.

A joint venture is a type of joint arrangement whereby the parties that have joint control of the arrangement have rights to the net assets of the joint venture. Joint control is the contractually agreed sharing of control of an arrangement, which exists only when decisions about the relevant activities require the unanimous consent of the parties sharing control.

Adjustments are made to bring into line any dissimilar accounting policies that may exist. The Group's share of the post-acquisition results and other comprehensive income of associates and joint ventures is included in the consolidated statement of profit or loss and other comprehensive income. In addition, when there has been a change recognised directly in the equity of the associate or joint venture, the Group recognises its share of any changes, when applicable, in the consolidated statement of changes in equity. Unrealised gains and losses resulting from transactions between the Group and its associates or joint ventures are eliminated to the extent of the Group's investments in the associates or joint ventures, except where unrealised losses provide evidence of an impairment of the asset transferred. Goodwill arising from the acquisition of associates or joint ventures is included as part of the Group's investments in associates or joint ventures.

If an investment in an associate becomes an investment in a joint venture or vice versa, the retained interest is not remeasured. Instead, the investment continues to be accounted for under the equity method. In all other cases, upon loss of significant influence over the associate or joint control over the joint venture, the Group measures and recognises any retained investment at its fair value. Any difference between the carrying amount of the associate or joint venture upon loss of significant influence or joint control and the fair value of the retained investment and proceeds from disposal is recognised in profit or loss.

When an investment in an associate or a joint venture is classified as held for sale, it is accounted for in accordance with IFRS 5 *Non-current Assets Held for Sale and Discontinued Operations*.

Segmental reporting

Operating segments are reported in a manner consistent with the internal reporting provided to the chief operating decision-maker ("CODM"). The CODM, who is responsible for allocating resources and assessing performance of the operating segments, has been identified as the office of the General Manager that makes strategic decisions.

Foreign currencies

(i) Functional currency

Items included in the financial statements of each of the Group's entities are measured using the currency of the primary economic environment in which the entity operates (the "functional currency"). The financial statements are presented in "RMB", which is the Company's functional currency.

2.4 Summary of Significant Accounting Policies (continued)

Foreign currencies (continued)

(ii) Transactions and balances

Foreign currency transactions are translated into the functional currency using the exchange rates prevailing at the dates of the transactions. Foreign exchange gains and losses resulting from the settlement of such transactions and from the translation at year-end exchange rates of monetary assets and liabilities denominated in foreign currencies are recognised in profit or loss, except when deferred in other comprehensive income as qualifying cash flow hedges or qualifying net investment hedges.

Foreign exchange gains and losses that relate to borrowings and cash and cash equivalents are presented in profit or loss within "finance income" or "finance costs".

Non-monetary items that are measured in terms of historical cost in a foreign currency are translated using the exchange rates at the dates of the initial transactions. Non-monetary items measured at fair value in a foreign currency are translated using the exchange rates at the date when the fair value was measured. The gain or loss arising on translation of a non-monetary item measured at fair value is treated in line with the recognition of the gain or loss on change in fair value of the item (i.e., translation difference on the item whose fair value gain or loss is recognised in other comprehensive income or profit or loss is also recognised in other comprehensive income or profit or loss, respectively).

Revenue recognition and sales in advance of carriage

Revenue comprises the fair value of the consideration received or receivable for the provision of services and the sale of goods in the ordinary course of the Group's activities. Revenue is stated net of business taxes or value-added taxes, returns, rebates and discounts and after eliminating sales within the Group.

Revenue is recognised when it is probable that the economic benefits will flow to the Group and when the revenue can be measured reliably, on the following basis:

(i) Traffic revenues

Passenger, cargo and mail revenues are recognised as traffic revenues when the transportation services are provided. The value of sold but unused tickets is recognised as sales in advance of carriage ("SIAC").

(ii) Ground service income and tour operation revenues

Revenues from the provision of ground services, tour, travel services and other travel related services are recognised when the services are rendered.

(iii) Cargo handling income

Revenues from the provision of cargo handling services are recognised when the services are rendered.

(iv) Commission income

Commission income represents amounts earned from other carriers in respect of sales made by the Group on their behalf, and is recognised in profit or loss upon ticket sales.

(v) Other revenue

Revenues from other operating businesses, including income derived from the provision of freight forwarding, are recognised when the services are rendered.

(vi) Frequent flyer programmes

The Group operates frequent flyer programmes that provide travel awards to programme members based on accumulated miles. A portion of passengers' revenue attributable to the award of frequent flyer benefits is deferred and recognised when the miles have been redeemed or have expired.

(vii) Interest income

Interest income is recognised on a time-proportion basis using the effective interest rate method.

Notes to the Financial Statements

(Prepared in accordance with International Financial Reporting Standards)
31 December 2016

2.4 Summary of Significant Accounting Policies (continued)

Revenue recognition and sales in advance of carriage (continued)

The amount of revenue is not considered to be reliably measurable until all contingencies relating to the sale have been resolved. The Group bases its estimates on historical results, taking into consideration the type of customer, the type of transaction and the specifics of each arrangement.

Government grants

Grants from the government are recognised at their fair value where there is a reasonable assurance that the grant will be received and the Group will comply with all attached conditions. When the grant relates to an expense item, it is recognised as income on a systematic basis over the periods that the costs, which it is intended to compensate are expensed.

Where the grant relates to an asset, the fair value is credited to a deferred income account and is released to profit or loss over the expected useful life of the relevant asset by equal annual instalments.

Maintenance and overhaul costs

In respect of aircraft and engines under operating leases, the Group has obligations to fulfil certain return conditions under the leases. Provision for the estimated cost of these return condition checks is made on a straight-line basis over the term of the leases.

In respect of aircraft and engines owned by the Group or held under finance leases, overhaul costs that meet specific recognition criteria are capitalised as a component of property, plant and equipment and are depreciated over the appropriate maintenance cycles.

All other repairs and maintenance costs are charged to profit or loss as and when incurred.

Borrowing costs

Borrowing costs directly attributable to the acquisition, construction or production of qualifying assets, i.e., assets that necessarily take a substantial period of time to get ready for their intended use or sale, are capitalised as part of the cost of those assets. The capitalisation of such borrowing costs ceases when the assets are substantially ready for their intended use or sale. Investment income earned on the temporary investment of specific borrowings pending their expenditure on qualifying assets is deducted from the borrowing costs capitalised. All other borrowing costs are expensed in the period in which they are incurred. Borrowing costs consist of interest and other costs that an entity incurs in connection with the borrowing of funds.

Income tax

Income tax comprises current and deferred tax. Income tax relating to items recognised outside profit or loss is recognised outside profit or loss, either in other comprehensive income or directly in equity.

Current tax assets and liabilities are measured at the amount expected to be recovered from or paid to the taxation authorities, based on tax rates (and tax laws) that have been enacted or substantively enacted by the end of the reporting period, taking into consideration interpretations and practices prevailing in the countries in which the Group operates.

Deferred tax is provided, using the liability method, on all temporary differences at the end of the reporting period between the tax bases of assets and liabilities and their carrying amounts for financial reporting purposes.

Deferred tax liabilities are recognised for all taxable temporary differences, except:

- when the deferred tax liability arises from the initial recognition of goodwill or an asset or liability in a transaction that is not a business combination and, at the time of the transaction, affects neither the accounting profit nor taxable profit or loss; and
- in respect of taxable temporary differences associated with investments in subsidiaries, associates and joint ventures, when the timing of the reversal of the temporary differences can be controlled and it is probable that the temporary differences will not reverse in the foreseeable future.

2.4 Summary of Significant Accounting Policies (continued)

Income tax (continued)

Deferred tax assets are recognised for all deductible temporary differences, the carryforward of unused tax credits and any unused tax losses. Deferred tax assets are recognised to the extent that it is probable that taxable profit will be available against which the deductible temporary differences, the carryforward of unused tax credits and unused tax losses can be utilised, except:

- when the deferred tax asset relating to the deductible temporary differences arises from the initial recognition of an asset or liability in a transaction that is not a business combination and, at the time of the transaction, affects neither the accounting profit nor taxable profit or loss; and
- in respect of deductible temporary differences associated with investments in subsidiaries, associates and joint ventures, deferred tax assets are only recognised to the extent that it is probable that the temporary differences will reverse in the foreseeable future and taxable profit will be available against which the temporary differences can be utilised.

The carrying amount of deferred tax assets is reviewed at the end of each reporting period and reduced to the extent that it is no longer probable that sufficient taxable profit will be available to allow all or part of the deferred tax asset to be utilised. Unrecognised deferred tax assets are reassessed at the end of each reporting period and are recognised to the extent that it has become probable that sufficient taxable profit will be available to allow all or part of the deferred tax asset to be recovered.

Deferred tax assets and liabilities are measured at the tax rates that are expected to apply to the period when the asset is realised or the liability is settled, based on tax rates (and tax laws) that have been enacted or substantively enacted by the end of the reporting period.

Deferred tax assets and deferred tax liabilities are offset if a legally enforceable right exists to set off current tax assets against current tax liabilities and the deferred taxes relate to the same taxable entity and the same taxation authority.

Intangible assets

(i) Goodwill

Goodwill is initially measured at cost, being the excess of the aggregate of the consideration transferred, the amount recognised for non-controlling interests and any fair value of the Group's previously held equity interests in the acquiree over the identifiable net assets acquired and liabilities assumed. If the sum of this consideration and other items is lower than the fair value of the net assets acquired, the difference is, after reassessment, recognised in profit or loss as a gain on bargain purchase.

After initial recognition, goodwill is measured at cost less any accumulated impairment losses. Goodwill is tested for impairment annually or more frequently if events or changes in circumstances indicate that the carrying value may be impaired. The Group performs its annual impairment test of goodwill as at 31 December. For the purpose of impairment testing, goodwill acquired in a business combination is, from the acquisition date, allocated to each of the Group's cash-generating units, or groups of cash-generating units, that are expected to benefit from the synergies of the combination, irrespective of whether other assets or liabilities of the Group are assigned to those units or groups of units.

Impairment is determined by assessing the recoverable amount of the cash-generating unit (group of cash-generating units) to which the goodwill relates. Where the recoverable amount of the cash-generating unit (group of cash-generating units) is less than the carrying amount, an impairment loss is recognised. An impairment loss recognised for goodwill is not reversed in a subsequent period.

(ii) Computer software costs

Acquired computer software licenses are capitalised on the basis of the costs incurred to acquire and bring to use the specific software. These costs are amortised using the straight-line method over their estimated useful lives of 5 years. Costs associated with developing or maintaining computer software programs are recognised as expenses when incurred.

(iii) Others

Others relate to the capitalised costs incurred to acquire the use right of certain flight schedules (i.e. timeslots for flights' taking off/landing) in Guangzhou Baiyun International Airport Co., Limited and Shanghai Pudong International Airport, respectively. These costs are amortised using the straight-line method over their useful lives of 3 years.

Notes to the Financial Statements

(Prepared in accordance with International Financial Reporting Standards)
31 December 2016

2.4 Summary of Significant Accounting Policies (continued)

Deferred pilot recruitment costs

Deferred pilot recruitment costs represent the costs borne by the Group in connection with securing a certain minimum period of employment of pilots and are amortised on a straight-line basis over the anticipated beneficial period of 5 years, starting from the date the pilot joins the Group.

Related parties

A party is considered to be related to the Group if:

- (a) the party is a person or a close member of that person's family and that person
 - (i) has control or joint control over the Group;
 - (ii) has significant influence over the Group;
 - (iii) is a member of the key management personnel of the Group or of a parent of the Group;

or

- (b) the party is an entity where any of the following conditions applies:
 - (i) the entity and the Group are members of the same group;
 - (ii) one entity is an associate or joint venture of the other entity (or of a parent, subsidiary or fellow subsidiary of the other entity);
 - (iii) the entity and the Group are joint ventures of the same third party;
 - (iv) one entity is a joint venture of a third entity and the other entity is an associate of the third entity;
 - (v) the entity is a post-employment benefit plan for the benefit of employees of either the Group or an entity related to the Group and the sponsoring employers of the post-employment benefit plan;
 - (vi) the entity is controlled or jointly controlled by a person identified in (a);
 - (vii) a person identified in (a)(i) has significant influence over the entity or is a member of the key management personnel of the entity (or of a parent of the entity); and
 - (viii) the entity, or any member of a group of which it is a part, provides key management personnel services to the Group or to the parent of the Group.

2.4 Summary of Significant Accounting Policies (continued)

Property, plant and equipment

Property, plant and equipment are recognised initially at cost which comprises purchase price, and any directly attributable costs of bringing the assets to the working condition and location for their intended use.

Where parts of an item of property, plant and equipment have different useful lives, the cost of that item is allocated on a reasonable basis among the parts and each part is depreciated separately. Residual values, useful lives and the depreciation method are reviewed, and adjusted if appropriate, at least at each financial year end.

When each major aircraft overhaul is performed, its cost is recognised in the carrying amount of the item of property, plant and equipment and is depreciated over the appropriate maintenance cycles. Components related to airframe overhaul cost, are depreciated on a straight-line basis over 5 to 7.5 years. Components related to engine overhaul costs, are depreciated between each overhaul period using the ratio of actual flying hours and estimated flying hours between overhauls. Upon completion of an overhaul, any remaining carrying amount of the cost of the previous overhaul is derecognised and charged to profit or loss.

Except for components related to overhaul costs, the depreciation method of which has been described in the preceding paragraph, other depreciation of property, plant and equipment is calculated using the straight-line method to write off their costs to their residual values over their estimated useful lives, as follows:

| | |
|---|----------------|
| Owned and finance leased aircraft and engines | 15 to 20 years |
| Other flight equipment, including rotables | 10 years |
| Buildings | 8 to 45 years |
| Other property, plant and equipment | 3 to 20 years |

Gains and losses on disposals are determined by comparing the proceeds with the assets' carrying amounts and are recognised in profit or loss.

Construction in progress represents buildings under construction and equipment pending for installation. This includes the costs of construction or acquisition and capitalised borrowing cost. No depreciation is provided on construction in progress until the asset is completed and ready for use.

Investment properties

Investment properties are interests in land and buildings (including the leasehold interest under an operating lease for a property which would otherwise meet the definition of an investment property) held to earn rental income and/or for capital appreciation, rather than for use in the production or supply of goods or services or for administrative purposes; or for sale in the ordinary course of business. Such properties are measured initially at cost, including transaction costs. After initial recognition, the Group chooses the cost model to measure all of its investment properties.

Depreciation is calculated on the straight-line basis to write off the cost to its residual value over its estimated useful life. The estimated useful lives are as follows:

| | |
|-----------|----------------|
| Buildings | 30 to 35 years |
|-----------|----------------|

The carrying amounts of investment properties measured using the cost method are reviewed for impairment when events or changes in circumstances indicate that the carrying amounts may not be recoverable.

Any gains or losses on the retirement or disposal of an investment property are recognised in profit or loss in the year of the retirement or disposal.

Notes to the Financial Statements

(Prepared in accordance with International Financial Reporting Standards)
31 December 2016

2.4 Summary of Significant Accounting Policies (continued)

Impairment of non-financial assets

Where an indication of impairment exists, or when annual impairment testing for an asset is required (other than inventories, construction contract assets, financial assets, investment properties and non-current assets/a disposal group classified as held for sale), the asset's recoverable amount is estimated. An asset's recoverable amount is the higher of the asset's or cash-generating unit's value in use and its fair value less costs of disposal, and is determined for an individual asset, unless the asset does not generate cash inflows that are largely independent of those from other assets or groups of assets, in which case the recoverable amount is determined for the cash-generating unit to which the asset belongs.

An impairment loss is recognised only if the carrying amount of an asset exceeds its recoverable amount. In assessing value in use, the estimated future cash flows are discounted to their present value using a pre-tax discount rate that reflects current market assessments of the time value of money and the risks specific to the asset. An impairment loss is charged to profit or loss in the period in which it arises in those expense categories consistent with the function of the impaired asset.

An assessment is made at the end of each reporting period as to whether there is an indication that previously recognised impairment losses may no longer exist or may have decreased. If such an indication exists, the recoverable amount is estimated. A previously recognised impairment loss of an asset other than goodwill is reversed only if there has been a change in the estimates used to determine the recoverable amount of that asset, but not to an amount higher than the carrying amount that would have been determined (net of any depreciation/amortisation) had no impairment loss been recognised for the asset in prior years.

Non-current assets and disposal groups held for sale

Non-current assets and disposal groups are classified as assets held for sale when their carrying amount is to be recovered principally through a sale transaction rather than through continuing use. For this to be the case, the asset or disposal group must be available for immediate sale in its present condition subject only to terms that are usual and customary for the sale of such assets or disposal groups and its sale must be highly probable. All assets and liabilities of a subsidiary classified as a disposal group are reclassified as held for sale regardless of whether the Group retains a non-controlling interest in its former subsidiary after the sale.

Non-current assets and disposal groups classified as held for sale are measured at the lower of their carrying amounts and fair values less costs to sell. Property, plant and equipment and intangible assets classified as held for sale are not depreciated or amortised.

Lease prepayments

Lease prepayments under operating leases are initially stated at cost and subsequently recognised on the straight-line basis over the lease terms.

Advanced payments on acquisition of aircraft

Advanced payments on acquisition of aircraft represent payments to aircraft manufacturers to secure deliveries of aircraft in future years, including attributable borrowing costs, and are included in non-current assets. The balance is transferred to property, plant and equipment upon delivery of the aircraft.

Flight equipment spare parts

Flight equipment spare parts are stated at the lower of cost and net realisable value. Cost is determined using the weighted average method. The cost of flight equipment spare parts comprises the purchase price (net of discounts), freight charges, duty and other miscellaneous charges. Net realisable value is the estimated selling price of the flight equipment in the ordinary course of business, less applicable selling expenses.

2.4 Summary of Significant Accounting Policies (continued)

Investments and other financial assets

Initial recognition and measurement

Financial assets are classified, at initial recognition, as financial assets at fair value through profit or loss, loans and receivables and available-for-sale financial investments, or as derivatives designated as hedging instruments in an effective hedge, as appropriate. When financial assets are recognised initially, they are measured at fair value plus transaction costs that are attributable to the acquisition of the financial assets, except in the case of financial assets recorded at fair value through profit or loss.

All regular way purchases and sales of financial assets are recognised on the trade date, that is, the date that the Group commits to purchase or sell the asset. Regular way purchases or sales are purchases or sales of financial assets that require delivery of assets within the period generally established by regulation or convention in the marketplace.

Subsequent measurement

The subsequent measurement of financial assets depends on their classification as follows:

Financial assets at fair value through profit or loss

Financial assets at fair value through profit or loss include financial assets held for trading and financial assets designated upon initial recognition as at fair value through profit or loss. Financial assets are classified as held for trading if they are acquired for the purpose of sale in the near term. Derivatives, including separated embedded derivatives, are also classified as held for trading unless they are designated as effective hedging instruments as defined by IAS 39.

Financial assets at fair value through profit or loss are carried in the statement of financial position at fair value with positive net changes in fair value presented as other income and gains and negative net changes in fair value presented as finance costs in profit or loss. These net fair value changes do not include any dividends or interest earned on these financial assets, which are recognised in accordance with the policies set out for "Revenue recognition and sales in advance of carriage" above.

Financial assets designated upon initial recognition as at fair value through profit or loss are designated at the date of initial recognition and only if the criteria in IAS 39 are satisfied.

Derivatives embedded in host contracts are accounted for as separate derivatives and recorded at fair value if their economic characteristics and risks are not closely related to those of the host contracts and the host contracts are not held for trading or designated as at fair value through profit or loss. These embedded derivatives are measured at fair value with changes in fair value recognised in profit or loss. Reassessment only occurs if there is either a change in the terms of the contract that significantly modifies the cash flows that would otherwise be required or a reclassification of a financial asset out of the fair value through profit or loss category.

Loans and receivables

Loans and receivables are non-derivative financial assets with fixed or determinable payments that are not quoted in an active market. After initial measurement, such assets are subsequently measured at amortised cost using the effective interest rate method less any allowance for impairment. Amortised cost is calculated by taking into account any discount or premium on acquisition and includes fees or costs that are an integral part of the effective interest rate. The effective interest rate amortisation is included in other operating income and gains in profit or loss. The loss arising from impairment is recognised in profit or loss in finance costs for loans and in impairment charges for receivables.

Notes to the Financial Statements

(Prepared in accordance with International Financial Reporting Standards)
31 December 2016

2.4 Summary of Significant Accounting Policies (continued)

Investments and other financial assets (continued)

Subsequent measurement (continued)

Available-for-sale financial investments

Available-for-sale financial investments are non-derivative financial assets in listed and unlisted equity investments and debt securities. Equity investments classified as available for sale are those which are neither classified as held for trading nor designated as at fair value through profit or loss. Debt securities in this category are those which are intended to be held for an indefinite period of time and which may be sold in response to needs for liquidity or in response to changes in market conditions.

After initial recognition, available-for-sale financial investments are subsequently measured at fair value, with unrealised gains or losses recognised as other comprehensive income in the other reserves until the investment is derecognised, at which time the cumulative gain or loss is recognised in profit or loss in other operating income, or until the investment is determined to be impaired, when the cumulative gain or loss is reclassified from the other reserves to profit or loss in other gains or losses. Interest and dividends earned whilst holding the available-for-sale financial investments are reported as finance income and dividend income, respectively and are recognised in profit or loss as other operating income in accordance with the policies set out for "Revenue recognition and sales in advance of carriage" above.

When the fair value of unlisted equity investments cannot be reliably measured because (a) the variability in the range of reasonable fair value estimates is significant for that investment or (b) the probabilities of the various estimates within the range cannot be reasonably assessed and used in estimating fair value, such investments are stated at cost less any impairment losses.

The Group evaluates whether the ability and intention to sell its available-for-sale financial assets in the near term are still appropriate. When, in rare circumstances, the Group is unable to trade these financial assets due to inactive markets, the Group may elect to reclassify these financial assets if management has the ability and intention to hold the assets for the foreseeable future or until maturity.

For a financial asset reclassified from the available-for-sale category, the fair value carrying amount at the date of reclassification becomes its new amortised cost and any previous gain or loss on that asset that has been recognised in equity is amortised to profit or loss over the remaining life of the investment using the effective interest rate. Any difference between the new amortised cost and the maturity amount is also amortised over the remaining life of the asset using the effective interest rate. If the asset is subsequently determined to be impaired, then the amount recorded in equity is reclassified to profit or loss.

Derecognition of financial assets

A financial asset (or, where applicable, a part of a financial asset or part of a group of similar financial assets) is primarily derecognised (i.e., removed from the Group's consolidated statement of financial position) when:

- the rights to receive cash flows from the asset have expired; or
- the Group has transferred its rights to receive cash flows from the asset or has assumed an obligation to pay the received cash flows in full without material delay to a third party under a "pass-through" arrangement; and either (a) the Group has transferred substantially all the risks and rewards of the asset, or (b) the Group has neither transferred nor retained substantially all the risks and rewards of the asset, but has transferred control of the asset.

When the Group has transferred its rights to receive cash flows from an asset or has entered into a pass-through arrangement, it evaluates if and to what extent it has retained the risk and rewards of ownership of the asset. When it has neither transferred nor retained substantially all the risks and rewards of the asset nor transferred control of the asset, the Group continues to recognise the transferred asset to the extent of the Group's continuing involvement. In that case, the Group also recognises an associated liability. The transferred asset and the associated liability are measured on a basis that reflects the rights and obligations that the Group has retained.

Continuing involvement that takes the form of a guarantee over the transferred asset is measured at the lower of the original carrying amount of the asset and the maximum amount of consideration that the Group could be required to repay.

2.4 Summary of Significant Accounting Policies (continued)

Impairment of financial assets

The Group assesses at the end of each reporting period whether there is objective evidence that a financial asset or a group of financial assets is impaired. An impairment exists if one or more events that occurred after the initial recognition of the asset have an impact on the estimated future cash flows of the financial asset or the group of financial assets that can be reliably estimated. Evidence of impairment may include indications that a debtor or a group of debtors is experiencing significant financial difficulty, default or delinquency in interest or principal payments, the probability that they will enter bankruptcy or other financial reorganisation and observable data indicating that there is a measurable decrease in the estimated future cash flows, such as changes in arrears or economic conditions that correlate with defaults.

Financial assets carried at amortised cost

For financial assets carried at amortised cost, the Group first assesses whether impairment exists individually for financial assets that are individually significant, or collectively for financial assets that are not individually significant. If the Group determines that no objective evidence of impairment exists for an individually assessed financial asset, whether significant or not, it includes the asset in a group of financial assets with similar credit risk characteristics and collectively assesses them for impairment. Assets that are individually assessed for impairment and for which an impairment loss is, or continues to be, recognised are not included in a collective assessment of impairment.

The amount of any impairment loss identified is measured as the difference between the asset's carrying amount and the present value of estimated future cash flows (excluding future credit losses that have not yet been incurred). The present value of the estimated future cash flows is discounted at the financial asset's original effective interest rate (i.e., the effective interest rate computed at initial recognition).

The carrying amount of the asset is reduced through the use of an allowance account and the loss is recognised in profit or loss. Interest income continues to be accrued on the reduced carrying amount using the rate of interest used to discount the future cash flows for the purpose of measuring the impairment loss. Loans and receivables together with any associated allowance are written off when there is no realistic prospect of future recovery and all collateral has been realised or has been transferred to the Group.

If, in a subsequent period, the amount of the estimated impairment loss increases or decreases because of an event occurring after the impairment was recognised, the previously recognised impairment loss is increased or reduced by adjusting the allowance account. If a write-off is later recovered, the recovery is credited to impairment charges in profit or loss.

Available-for-sale financial investments

For available-for-sale financial investments, the Group assesses at the end of each reporting period whether there is objective evidence that an investment or a group of investments is impaired.

If an available-for-sale asset is impaired, an amount comprising the difference between its cost (net of any principal payment and amortisation) and its current fair value, less any impairment loss previously recognised in profit or loss, is removed from other comprehensive income and recognised in profit or loss.

In the case of equity investments classified as available for sale, objective evidence would include a significant or prolonged decline in the fair value of an investment below its cost. "Significant" is evaluated against the original cost of the investment and "prolonged" against the period in which the fair value has been below its original cost. Where there is evidence of impairment, the cumulative loss – measured as the difference between the acquisition cost and the current fair value, less any impairment loss on that investment previously recognised in profit or loss – is removed from other comprehensive income and recognised in profit or loss. Impairment losses on equity instruments classified as available for sale are not reversed through profit or loss. Increases in their fair value after impairment are recognised directly in other comprehensive income.

The determination of what is "significant" or "prolonged" requires judgement. In making this judgement, the Group evaluates, among other factors, the duration or extent to which the fair value of an investment is less than its cost.

Notes to the Financial Statements

(Prepared in accordance with International Financial Reporting Standards)
31 December 2016

2.4 Summary of Significant Accounting Policies (continued)

Financial liabilities

Initial recognition and measurement

Financial liabilities are classified, at initial recognition, as financial liabilities at fair value through profit or loss, loans and borrowings, or as derivatives designated as hedging instruments in an effective hedge, as appropriate.

All financial liabilities are recognised initially at fair value and, in the case of loans and borrowings, net of directly attributable transaction costs.

The Group's financial liabilities primarily include trade and other payables, derivative financial instruments and borrowings.

Subsequent measurement

The subsequent measurement of financial liabilities depends on their classification as follows:

Financial liabilities at fair value through profit or loss

Financial liabilities at fair value through profit or loss include financial liabilities held for trading and financial liabilities designated upon initial recognition as at fair value through profit or loss.

Financial liabilities are classified as held for trading if they are acquired for the purpose of repurchasing in the near term. This category includes derivative financial instruments entered into by the Group that are not designated as hedging instruments in hedge relationships as defined by IAS 39. Separated embedded derivatives are also classified as held for trading unless they are designated as effective hedging instruments. Gains or losses on liabilities held for trading are recognised in profit or loss. The net fair value gain or loss recognised in profit or loss does not include any interest charged on these financial liabilities.

Financial liabilities designated upon initial recognition as at fair value through profit or loss are designated at the date of initial recognition and only if the criteria in IAS 39 are satisfied.

Loans and borrowings

After initial recognition, borrowings are subsequently measured at amortised cost, using the effective interest rate method unless the effect of discounting would be immaterial, in which case they are stated at cost. Gains and losses are recognised in profit or loss when the liabilities are derecognised as well as through the effective interest rate amortisation process.

Amortised cost is calculated by taking into account any discount or premium on acquisition and fees or costs that are an integral part of the effective interest rate. The effective interest rate amortisation is included in finance costs in profit or loss.

Derecognition of financial liabilities

A financial liability is derecognised when the obligation under the liability is discharged or cancelled, or expires.

When an existing financial liability is replaced by another from the same lender on substantially different terms, or the terms of an existing liability are substantially modified, such an exchange or modification is treated as a derecognition of the original liability and a recognition of a new liability, and the difference between the respective carrying amounts is recognised in profit or loss.

Cash and cash equivalents

For the purpose of the consolidated statement of cash flows, cash and cash equivalents comprise cash on hand and demand deposits, and short term highly liquid investments that are readily convertible into known amounts of cash, are subject to an insignificant risk of changes in value, and have a short maturity of generally within three months when acquired, less bank overdrafts which are repayable on demand and form an integral part of the Group's cash management.

For the purpose of the consolidated statement of financial position, cash and cash equivalents comprise cash on hand and at banks, including assets similar in nature to cash, which are not restricted as to use.

2.4 Summary of Significant Accounting Policies (continued)

Provisions

Provisions are recognised when the Group has a present legal or constructive obligation as a result of past events; it is probable that an outflow of resources will be required to settle the obligation; provided that the amount can be reliably estimated.

Where there are a number of similar obligations, the likelihood that an outflow will be required in settlement is determined by considering the class of obligations as a whole. A provision is recognised even if the likelihood of an outflow with respect to any one item included in the same class of obligations may be small.

Provisions are measured at the present value of the expenditures expected to be required to settle the obligation using a pre-tax rate that reflects current market assessments of the time value of money and the risks specific to the obligation. The increase in the provision due to passage of time is recognised as interest expense.

For the contract under which the unavoidable costs of meeting the obligations under the contract exceed the economic benefits expected to be received under it, the present obligation under the contract is recognised and measured as a provision.

Leases

(i) As lessee

Finance leases

Leases where the Group has acquired substantially all the risks and rewards of ownership are classified as finance leases. Finance leases are capitalised at the lease's commencement at the lower of the fair value of the assets and the present value of the minimum lease payments.

Each lease payment is allocated between the liability and finance charges. The corresponding rental obligations, net of finance charges, are included in the current portion of obligation under finance leases and obligations under finance leases, respectively. The interest element of the finance costs is charged to profit or loss over the lease period so as to produce a constant periodic rate of interest on the remaining balance of the liability for each period. Leased assets are depreciated using a straight-line basis over their expected useful lives to residual values.

For sale and leaseback transactions resulting in a finance lease, differences between sales proceeds and net book values are deferred and amortised over the lease terms.

Operating leases

Leases in which a significant portion of the risks and rewards of ownership are retained by the lessor are classified as operating leases. Payments made under operating leases (net of any incentives received from the lessor) are charged to profit or loss on a straight-line basis over the period of the lease.

For sale and leaseback transactions resulting in an operating lease, differences between sales proceeds and net book values are recognised immediately in profit or loss, except to the extent that any profit or loss is compensated for by future lease payments at above or below the market value, then the profit or loss is deferred and amortised over the period for which the asset is expected to be used.

Notes to the Financial Statements

(Prepared in accordance with International Financial Reporting Standards)
31 December 2016

2.4 Summary of Significant Accounting Policies (continued)

Leases (continued)

(ii) As lessor

Assets leased out under operating leases are included in property, plant and equipment in the statement of financial position. They are depreciated over their expected useful lives on a basis consistent with similar property, plant and equipment. Rental income is recognised on a straight-line basis over the lease term.

Retirement benefits

(i) Defined contribution plans

The Group participates in schemes regarding pension and medical benefits for employees organised by the municipal governments of the relevant provinces. Contributions to these schemes are expensed as incurred.

The Group also implemented an additional defined contribution pension benefit scheme (annuity) for voluntary eligible employees. Contributions are made based on a percentage of the employees' total salaries and are charged to profit or loss as incurred.

(ii) Defined benefit plan

The Group provides eligible retirees with certain post-retirement benefits including retirement subsidies, transportation allowance as well as other welfare. The defined post-retirement benefits are unfunded. The cost of providing benefits under the post-retirement benefit plan is determined using the projected unit credit actuarial valuation method.

Remeasurements arising from the post-retirement benefit plan, comprising actuarial gains and losses, the effect of the asset ceiling (excluding net interest) and the return on plan assets (excluding net interest), are recognised immediately in the consolidated statement of financial position with a corresponding debit or credit to equity through other comprehensive income in the period in which they occur. Remeasurements are not reclassified to profit or loss in subsequent periods.

Past service costs are recognised in profit or loss at the earlier of:

- the date of the plan amendment or curtailment; and
- the date that the Group recognises restructuring-related costs

Net interest is calculated by applying the discount rate to the net defined benefit liability or asset. The Group recognises the following changes in the net defined benefit obligation under "Wages, salaries and benefits" and "Finance costs" in profit or loss:

- service costs comprising current service costs, past-service costs, gains and losses on curtailments and non-routine settlements
- net interest expense

Derivative financial instruments and hedge accounting

Initial recognition and subsequent measurement

The Group uses derivative financial instruments, such as forward currency contracts and interest rate swaps, to hedge its foreign currency risk and interest rate risk, respectively. Such derivative financial instruments are initially recognised at fair value on the date on which a derivative contract is entered into and are subsequently remeasured at fair value. Derivatives are carried as assets when the fair value is positive and as liabilities when the fair value is negative.

Any gains or losses arising from changes in fair value of derivatives are taken directly to profit or loss, except for the effective portion of cash flow hedges, which is recognised in other comprehensive income and later reclassified to profit or loss when the hedged item affects profit or loss.

2.4 Summary of Significant Accounting Policies (continued)

Derivative financial instruments and hedge accounting (continued)

Initial recognition and subsequent measurement (continued)

For the purpose of hedge accounting, hedges are classified as:

- fair value hedges when hedging the exposure to changes in the fair value of a recognised asset or liability or an unrecognised firm commitment; or
- cash flow hedges when hedging the exposure to variability in cash flows that is either attributable to a particular risk associated with a recognised asset or liability or a highly probable forecast transaction, or a foreign currency risk in an unrecognised firm commitment; or
- hedges of a net investment in a foreign operation.

At the inception of a hedge relationship, the Group formally designates and documents the hedge relationship to which the Group wishes to apply hedge accounting, the risk management objective and its strategy for undertaking the hedge. The documentation includes identification of the hedging instrument, the hedged item or transaction, the nature of the risk being hedged and how the Group will assess the hedging instrument's effectiveness of changes in the hedging instrument's fair value in offsetting the exposure to changes in the hedged item's fair value or cash flows attributable to the hedged risk. Such hedges are expected to be highly effective in achieving offsetting changes in fair value or cash flows and are assessed on an ongoing basis to determine that they actually have been highly effective throughout the financial reporting periods for which they were designated.

Hedges which meet the strict criteria for hedge accounting are accounted for as follows:

Fair value hedges

The change in the fair value of a hedging derivative is recognised in profit or loss. The change in the fair value of the hedged item attributable to the risk hedged is recorded as a part of the carrying amount of the hedged item and is also recognised in profit or loss.

For fair value hedges relating to items carried at amortised cost, the adjustment to carrying value is amortised through profit or loss over the remaining term of the hedge using the effective interest rate method. Effective interest rate amortisation may begin as soon as an adjustment exists and shall begin no later than when the hedged item ceases to be adjusted for changes in its fair value attributable to the risk being hedged. If the hedged item is derecognised, the unamortised fair value is recognised immediately in profit or loss.

When an unrecognised firm commitment is designated as a hedged item, the subsequent cumulative change in the fair value of the firm commitment attributable to the hedged risk is recognised as an asset or liability with a corresponding gain or loss recognised in profit or loss. The changes in the fair value of the hedging instrument are also recognised in profit or loss.

Cash flow hedges

The effective portion of the gain or loss on the hedging instrument is recognised directly in other comprehensive income in the hedging reserve, while any ineffective portion is recognised immediately in profit or loss.

Amounts recognised in other comprehensive income are transferred to profit or loss when the hedged transaction affects profit or loss, such as when hedged financial income or financial expense is recognised or when a forecast sale occurs. Where the hedged item is the cost of a non-financial asset or non-financial liability, the amounts recognised in other comprehensive income are transferred to the initial carrying amount of the non-financial asset or non-financial liability.

If the hedging instrument expires or is sold, terminated or exercised without replacement or rollover (as part of the hedging strategy), or if its designation as a hedge is revoked, or when the hedge no longer meets the criteria for hedge accounting, the amounts previously recognised in other comprehensive income remain in other comprehensive income until the forecast transaction occurs or the foreign currency firm commitment is met.

Current versus non-current classification

The full fair value of a hedging derivative is classified as a non-current asset or liability when the remaining maturity of the hedged items is more than 12 months and as a current asset or liability when the remaining maturity of the hedged item is less than 12 months.

Notes to the Financial Statements

(Prepared in accordance with International Financial Reporting Standards)
31 December 2016

2.4 Summary of Significant Accounting Policies (continued)

Dividend distribution

Dividend distribution to the Company's shareholders is recognised as a liability in the consolidated financial statements in the period in which the dividends are approved by the Company's shareholders.

Fair value measurement

The Group measures its derivative financial instruments and listed equity investments at fair value at the end of each reporting period. Fair value is the price that would be received to sell an asset or paid to transfer a liability in an orderly transaction between market participants at the measurement date. The fair value measurement is based on the presumption that the transaction to sell the asset or transfer the liability takes place either in the principal market for the asset or liability, or in the absence of a principal market, in the most advantageous market for the asset or liability. The principal or the most advantageous market must be accessible by the Group. The fair value of an asset or a liability is measured using the assumptions that market participants would use when pricing the asset or liability, assuming that market participants act in their economic best interest.

A fair value measurement of a non-financial asset takes into account a market participant's ability to generate economic benefits by using the asset in its highest and best use or by selling it to another market participant that would use the asset in its highest and best use.

The Group uses valuation techniques that are appropriate in the circumstances and for which sufficient data are available to measure fair value, maximising the use of relevant observable inputs and minimising the use of unobservable inputs.

All assets and liabilities for which fair value is measured or disclosed in the financial statements are categorised within the fair value hierarchy, described as follows, based on the lowest level input that is significant to the fair value measurement as a whole:

- Level 1 – based on quoted prices (unadjusted) in active markets for identical assets or liabilities
- Level 2 – based on valuation techniques for which the lowest level input that is significant to the fair value measurement is observable, either directly or indirectly
- Level 3 – based on valuation techniques for which the lowest level input that is significant to the fair value measurement is unobservable

For assets and liabilities that are recognised in the financial statements on a recurring basis, the Group determines whether transfers have occurred between levels in the hierarchy by reassessing categorisation (based on the lowest level input that is significant to the fair value measurement as a whole) at the end of each reporting period.

Business combinations

Business combinations are accounted for using the acquisition method. The consideration transferred is measured at the acquisition date fair value which is the sum of the acquisition date fair values of assets transferred by the Group, liabilities assumed by the Group to the former owners of the acquiree and the equity interests issued by the Group in exchange for control of the acquiree. For each business combination, the Group elects whether to measure the non-controlling interests in the acquiree that are present ownership interests and entitle their holders to a proportionate share of net assets in the event of liquidation at fair value or at the proportionate share of the acquiree's identifiable net assets. All other components of non-controlling interests are measured at fair value. Acquisition-related costs are expensed as incurred.

When the Group acquires a business, it assesses the financial assets and liabilities assumed for appropriate classification and designation in accordance with the contractual terms, economic circumstances and pertinent conditions as at the acquisition date. This includes the separation of embedded derivatives in host contracts of the acquiree.

If the business combination is achieved in stages, the previously held equity interest is remeasured at its acquisition date fair value and any resulting gain or loss is recognised in profit or loss.

Any contingent consideration to be transferred by the acquirer is recognised at fair value at the acquisition date. Contingent consideration classified as an asset or liability is measured at fair value with changes in fair value recognised in profit or loss. Contingent consideration that is classified as equity is not remeasured and subsequent settlement is accounted for within equity.

Notes to the Financial Statements

(Prepared in accordance with International Financial Reporting Standards)

31 December 2016

3. Financial Risk Management

(a) Financial risk factors

The Group's activities expose it to a variety of financial risks: market risk (including currency risk, fair value interest rate risk, cash flow interest rate risk and fuel price risk), credit risk, and liquidity risk. The Group's overall risk management programme focuses on the unpredictability of financial markets and seeks to minimise potential adverse effects on the Group's financial performance. The Group uses derivative financial instruments to manage risk exposures whenever management considers necessary.

Risk management is carried out by a central treasury department (the "Group Treasury") under policies approved by the Board. The Group Treasury identifies, evaluates and hedges financial risks in close cooperation with the Group's operating units. The overall risk management strategies, as well as written policies covering specific areas, such as foreign currency risk, interest rate risk, credit risk, use of derivative financial instruments and non-derivative financial instruments were approved by the Board.

Foreign currency risk

The Group operates its business in many countries and territories. The Group generates its revenue in different currencies, and its foreign currency liabilities at the end of the period are much higher than its foreign currency assets. The Group's major liability item (mainly resulting from purchases of aircraft) is mainly priced and settled in foreign currencies, primarily USD. The Group is exposed to currency risks from fluctuations in various foreign currency exchange rates against RMB.

The RMB is not freely convertible into other currencies, however, under Mainland China's Foreign Exchange Control Regulations and Administration of Settlement, Sale and Payment of Foreign Exchange Regulations, the Group is permitted to exchange RMB for other currencies through banks authorised to conduct foreign exchange business.

In addition, fluctuations in foreign currency exchange rates will affect the Group's future costs for purchases of aircraft, flight equipment and aviation fuel, and take-off and landing charges in foreign airports.

The Group entered into certain foreign exchange forward contracts to manage part of these foreign currency risks. As at 31 December 2016, the foreign exchange forward contracts at notional value were RMB3,052 million. Details of foreign currency forward contracts are disclosed in Note 39 to the financial statements.

The following tables detail the Group's exposure to major currency risk at the reporting dates:

| | 2016 | | | |
|---|--------------------|--------------------|--------------------|--------------------|
| | USD RMB million | EUR RMB million | JPY RMB million | KRW RMB million |
| Trade and other receivables | 1,575 | 99 | 10 | 152 |
| Cash and cash equivalents | 702 | 39 | 15 | – |
| Deposits relating to aircraft under operating leases | 140 | – | – | – |
| Other non-current assets | 267 | – | – | – |
| Trade and other payables | (123) | – | (2) | (1) |
| Obligations under finance leases | (44,913) | – | (326) | – |
| Borrowings | (7,953) | (4,215) | – | (1,008) |

Notes to the Financial Statements

(Prepared in accordance with International Financial Reporting Standards)
31 December 2016

3. Financial Risk Management (continued)

(a) Financial risk factors (continued)

Foreign currency risk (continued)

| | 2015 | | | |
|---|--------------------|--------------------|--------------------|--------------------|
| | USD RMB million | EUR RMB million | JPY RMB million | KRW RMB million |
| Trade and other receivables | 1,684 | 92 | 16 | 112 |
| Cash and cash equivalents | 7,755 | 56 | 36 | – |
| Deposits relating to aircraft under operating leases | 145 | – | – | – |
| Other non-current assets | 322 | – | – | – |
| Trade and other payables | (124) | – | (3) | – |
| Obligations under finance leases | (50,342) | – | (344) | – |
| Borrowings | (36,943) | – | – | – |

The following tables indicate the approximate change in the Group's consolidated statement of profit or loss and other comprehensive income in response to a 1% appreciation or depreciation of the RMB against the following major currencies at the reporting dates:

| | 2016 | | 2015 | |
|---|--|---|--|---|
| | Effect on profit or loss RMB million | Effect on other comprehensive income RMB million | Effect on profit or loss RMB million | Effect on other comprehensive income RMB million |
| If RMB(weakens)/strengthens against the US dollars | (377)/377 | 23/(23) | (581)/581 | – |
| If RMB(weakens)/strengthens against the Euro | (31)/31 | – | 1/(1) | – |
| If RMB(weakens)/strengthens against the Japanese Yen | (2)/2 | – | (2)/2 | – |
| If RMB(weakens)/strengthens against KRW | (6)/6 | – | – | – |

Interest rate risk

The Group's interest rate risk primarily arises from borrowings and obligations under finance leases. Borrowings issued at variable rates expose the Group to cash flow interest rate risk. Borrowings and finance leases issued at fixed rates expose the Group to fair value interest rate risk. The Group determines the proportion of borrowings and finance leases issued at variable rates and fixed rates based on the market environment.

The Group's finance department has been monitoring the level of interest rates. The increase in the interest rates will increase the interest costs of borrowings and finance leases issued at variable rates, which will further impact the performance of the Group. To hedge against the variability in the cash flows arising from a change in market interest rates, the Group has entered into certain interest rate swaps to swap variable rates into fixed rates. The interest rates and terms of repayment of borrowings made to the Group and interest rate swaps are disclosed in Notes 34 and 39(a) to the financial statements.

Notes to the Financial Statements

(Prepared in accordance with International Financial Reporting Standards)

31 December 2016

3. Financial Risk Management (continued)

(a) Financial risk factors (continued)

Interest rate risk (continued)

The following tables detail the interest rate profiles of the Group's interest-bearing financial instruments at the reporting dates:

| | 2016 RMB million | 2015 RMB million |
|---|---------------------|---------------------|
| Floating rate instruments | | |
| Cash and cash equivalents | 1,695 | 9,080 |
| Restricted bank deposits and short-term bank deposits | 43 | 35 |
| Borrowings | (15,419) | (34,823) |
| Obligations under finance leases | (61,041) | (52,399) |
| Interest rate swap at notional amount | 11,352 | 9,474 |
| Cross currency swap at notional amount | – | 244 |

| | 2016 RMB million | 2015 RMB million |
|---------------------------------------|---------------------|---------------------|
| Fixed rate instruments | | |
| Borrowings | (41,313) | (31,889) |
| Interest rate swap at notional amount | – | 48 |

The following table indicates the approximate change in the Group's profit or loss and other comprehensive income, taking the interest rate swap into consideration, if interest rate had been 25 basis points higher with all other variables held constant:

| | 2016 | | 2015 | |
|---------------------------|--|---|--|---|
| | Effect on profit or loss RMB million | Effect on other comprehensive income RMB million | Effect on profit or loss RMB million | Effect on other comprehensive income RMB million |
| Floating rate instruments | (140) | 21 | (148) | 18 |

Fuel price risk

The Group's results of operations may be significantly affected by fluctuations in fuel prices which is a major expense component for the Group. Aircraft fuel accounted for approximately 21% of the Group's operating expenses (2015: 23%).

As at 31 December 2016, the Group had no open crude oil option contracts.

For the year ended 31 December 2016, if fuel price had been 5% higher/lower with all other variables held constant, the Group's fuel cost would have been RMB981 million higher/lower (2015: RMB1,016 million higher/lower).

Notes to the Financial Statements

(Prepared in accordance with International Financial Reporting Standards)
31 December 2016

3. Financial Risk Management (continued)

(a) Financial risk factors (continued)

Credit risk

The Group's credit risk is primarily attributable to cash and cash equivalents, deposits and derivative financial instruments with banks and financial institutions, as well as credit exposures to sales agents.

A significant portion of the Group's air tickets is sold by sales agents participating in the Billing and Settlements Plan ("BSP"), a clearing system between airlines and sales agents organised by the International Air Transportation Association. The balance due from BSP agents amounted to approximately RMB922 million as at 31 December 2016 (2015: approximately RMB752 million). The credit risk exposure to BSP agents and the remaining trade and notes receivables are maintained by the Group on an on-going basis and the allowance for impairment of doubtful debts is within management's expectations.

The Group's cash management policy is to deposit cash and cash equivalents mainly in state-owned banks and other reputable banks and finance institutions. The Group also deposits cash and cash equivalents in an associate financial institution owned by its holding company (Note 47(c)(iii)). Management does not expect any loss to arise from non-performance by these banks and the financial institution.

Transactions in relation to derivative financial instruments are only carried out with reputable banks and financial institutions. The Group has policies that limit the amount of credit exposure to any bank and financial institution. Management does not expect any losses from non-performance by these banks and financial institutions.

Liquidity risk

The Group's primary cash requirements have been for day-to-day operations, additions of and upgrades to aircraft, engines and flight equipment and repayments of related borrowings. The Group finances its working capital requirements through a combination of funds generated from operations and borrowings including bank loans, debentures and bonds (both short-term and long-term). The Group generally finances the acquisition of aircraft through long-term finance leases or bank loans.

The table below analyses the Group's financial liabilities that will be settled into relevant maturity groupings based on the remaining period at the reporting date to the contractual maturity date. The amounts disclosed in the table are the contractual undiscounted cash flows.

| | Less than 1 year RMB million | 1 and 2 years RMB million | 2 and 5 years RMB million | Over 5 years RMB million | Total RMB million |
|----------------------------------|------------------------------------|------------------------------|------------------------------|-----------------------------|----------------------|
| At 31 December 2016 | | | | | |
| Borrowings | 30,262 | 5,670 | 14,961 | 10,813 | 61,706 |
| Derivative financial instruments | 11 | 33 | 8 | 6 | 58 |
| Obligations under finance leases | 8,123 | 7,526 | 21,905 | 33,277 | 70,831 |
| Trade, bills and other payables | 16,318 | – | – | – | 16,318 |
| Total | 54,714 | 13,229 | 36,874 | 44,096 | 148,913 |

| | Less than 1 year RMB million | 1 and 2 years RMB million | 2 and 5 years RMB million | Over 5 years RMB million | Total RMB million |
|----------------------------------|------------------------------------|------------------------------|------------------------------|-----------------------------|----------------------|
| At 31 December 2015 | | | | | |
| Borrowings | 39,794 | 11,067 | 9,477 | 10,873 | 71,211 |
| Derivative financial instruments | 4 | – | 58 | 39 | 101 |
| Obligations under finance leases | 7,377 | 7,101 | 19,183 | 25,167 | 58,828 |
| Trade, bills and other payables | 15,433 | – | – | – | 15,433 |
| Total | 62,608 | 18,168 | 28,718 | 36,079 | 145,573 |

Notes to the Financial Statements

(Prepared in accordance with International Financial Reporting Standards)

31 December 2016

3. Financial Risk Management (continued)

(b) Capital risk management

The primary objectives of the Group's capital management are to safeguard the Group's ability to continue as a going concern and to maintain healthy capital ratios in order to support its business and maximise shareholders' value.

The Group manages its capital structure and makes adjustments to it in light of changes in economic conditions and the risk characteristics of the underlying assets. To maintain or adjust the capital structure, the Group may adjust the dividend payment to shareholders, return capital to shareholders or issue new shares. The Group is not subject to any externally imposed capital requirements. No changes were made in the objectives, policies or processes for managing capital during the years ended 31 December 2016 and 31 December 2015.

The Group monitors capital on the basis of the debt ratio, which is calculated as total liabilities divided by total assets. The debt ratios at 31 December 2016 and 2015 were as follows:

| | 2016 RMB million | 2015 RMB million |
|-------------------|---------------------|---------------------|
| Total liabilities | 159,958 | 158,061 |
| Total assets | 212,324 | 197,992 |
| Debt ratio | 0.75 | 0.80 |

(c) Fair value estimation of financial assets and liabilities**Financial instruments not measured at fair value**

The carrying amounts and fair values of the Group's financial instruments, other than those with carrying amounts that reasonably approximate to fair values, were as follows:

| | 2016 | | 2015 | |
|--|------------------------------------|----------------------------|------------------------------------|----------------------------|
| | Carrying amounts RMB million | Fair values RMB million | Carrying amounts RMB million | Fair values RMB million |
| Financial assets | | | | |
| Deposits relating to aircraft held under operating leases included in other non-current assets | 285 | 258 | 338 | 316 |
| Financial liabilities | | | | |
| Long-term borrowings | 27,890 | 28,075 | 28,498 | 28,088 |
| Obligations under finance leases | 54,594 | 50,408 | 46,290 | 43,626 |
| Total | 82,484 | 78,483 | 74,788 | 71,714 |

Notes to the Financial Statements

(Prepared in accordance with International Financial Reporting Standards)
31 December 2016

3. Financial Risk Management (continued)

(c) Fair value estimation of financial assets and liabilities (continued)

Financial instruments not measured at fair value (continued)

Management has assessed that the fair values of cash and cash equivalents, restricted bank deposits and short-term bank deposits, trade and notes receivables, trade and bills payables, financial assets included in prepayments and other receivables, financial liabilities included in other payables and accruals, short-term bank borrowings and short-term guaranteed bonds approximate to their carrying amounts largely due to the short term maturities of these instruments.

The fair values of the deposits relating to aircraft held under operating leases included in other non-current assets, long-term borrowings and obligations under finance leases have been measured using significant observable inputs and calculated by discounting the expected future cash flows using rates currently available for instruments with similar terms, credit risk and remaining maturities.

Financial instruments measured at fair value

The Group enters into derivative financial instruments, including forward currency contracts and interest rate swaps with various counterparties, principally financial institutions with high credit ratings.

Derivative financial instruments are measured using valuation techniques similar to forward pricing and swap models, using present value calculations. The models incorporate various market observable inputs including the foreign exchange spot and forward rates and interest rate curves. As at 31 December 2016, the marked to market value of the derivative asset position is net of a credit valuation adjustment attributable to derivative counterparty default risk. The changes in counterparty credit risk had no material effect on the hedge effectiveness assessment for derivatives designated in hedge relationship and other financial instruments recognised at fair value.

Notes to the Financial Statements

(Prepared in accordance with International Financial Reporting Standards)

31 December 2016

3. Financial Risk Management (continued)

(c) Fair value estimation of financial assets and liabilities (continued)

Fair value hierarchy

The following tables illustrate the fair value measurement hierarchy of the Group's financial instruments:

Assets and liabilities measured at fair value:

| As at 31 December 2016 | Fair value measurement using | | | Total RMB million |
|--|---|---|---|----------------------|
| | Quoted prices in active markets (Level 1) RMB million | Significant observable inputs (Level 2) RMB million | Significant unobservable inputs (Level 3) RMB million | |
| Assets | | | | |
| Derivative financial instruments | | | | |
| – Forward foreign exchange contracts (Note 39(b)) | – | 11 | – | 11 |
| – Interest rate swaps (Note 39(a)) | – | 137 | – | 137 |
| Available-for-sale financial assets | 538 | – | – | 538 |
| Total | 538 | 148 | – | 686 |
| Liabilities | | | | |
| Derivative financial instruments | | | | |
| – Forward foreign exchange contracts (Note 39(b)) | – | 11 | – | 11 |
| – Interest rate swaps (Note 39(a)) | – | 47 | – | 47 |
| Total | – | 58 | – | 58 |

| As at 31 December 2015 | Fair value measurement using | | | Total RMB million |
|--|---|---|---|----------------------|
| | Quoted prices in active markets (Level 1) RMB million | Significant observable inputs (Level 2) RMB million | Significant unobservable inputs (Level 3) RMB million | |
| Assets | | | | |
| Derivative financial instruments | | | | |
| – Forward foreign exchange contracts (Note 39(b)) | – | 16 | – | 16 |
| – Interest rate swaps (Note 39(a)) | – | 22 | – | 22 |
| – Cross currency swaps (Note 39(c)) | – | 7 | – | 7 |
| Available-for-sale financial assets | 317 | – | – | 317 |
| Total | 317 | 45 | – | 362 |
| Liabilities | | | | |
| Derivative financial instruments | | | | |
| – Interest rate swaps (Note 39(a)) | – | 101 | – | 101 |

Notes to the Financial Statements

(Prepared in accordance with International Financial Reporting Standards)
31 December 2016

3. Financial Risk Management (continued)

(c) Fair value estimation of financial assets and liabilities (continued)

Fair value hierarchy (continued)*Assets and liabilities measured at fair value: (continued)*

The fair value of financial instruments traded in active markets was based on quoted market prices at the reporting dates. Available-for-sale investments are listed A share and listed H share stock investments.

The fair values of derivative financial instruments are determined by using valuation techniques. These valuation techniques use applicable models and maximise the use of observable market data where it is available and also use quoted market prices or dealer quotes for reference.

Assets and liabilities for which fair values are disclosed:

| As at 31 December 2016 | Fair value measurement using | | | Total RMB million |
|--|---|---|---|----------------------|
| | Quoted prices in active markets (Level 1) RMB million | Significant observable inputs (Level 2) RMB million | Significant unobservable inputs (Level 3) RMB million | |
| Assets | | | | |
| Deposits relating to aircraft held under operating leases included in other long-term assets | – | 258 | – | 258 |
| Liabilities | | | | |
| Long-term borrowings | – | 28,075 | – | 28,075 |
| Obligations under finance leases | – | 50,408 | – | 50,408 |
| Total | – | 78,483 | – | 78,483 |

| As at 31 December 2015 | Fair value measurement using | | | Total RMB million |
|--|---|---|---|----------------------|
| | Quoted prices in active markets (Level 1) RMB million | Significant observable inputs (Level 2) RMB million | Significant unobservable inputs (Level 3) RMB million | |
| Assets | | | | |
| Deposits relating to aircraft held under operating leases included in other long-term assets | – | 316 | – | 316 |
| Liabilities | | | | |
| Long-term borrowings | – | 28,088 | – | 28,088 |
| Obligations under finance leases | – | 43,626 | – | 43,626 |
| Total | – | 71,714 | – | 71,714 |

4. Critical Accounting Estimates and Judgements

Estimates and judgements used in preparing the financial statements are continually evaluated and are based on historical experience and other factors, including expectations of future events that are believed to be reasonable under the circumstances. The Group makes estimates and assumptions concerning the future. The resulting accounting estimates will, by definition, seldom equal the related actual results. The estimates and assumptions that have a significant risk of causing a material adjustment to the carrying amounts of assets and liabilities within the next financial year are discussed below.

(a) Revenue recognition

The Group recognises traffic revenues in accordance with the accounting policy stated in Note 2.4 to the financial statements. Unused tickets are recognised in traffic revenues based on current estimates. Management periodically evaluates the balance in the SIAC and records any adjustments, which can be material, in the period the evaluation is completed.

These adjustments result from differences between the estimates of certain revenue transactions and the timing of recognising revenue for any unused air tickets and the related sales price, and are impacted by various factors, including a complex pricing structure and interline agreements throughout the industry, which affect the timing of revenue recognition.

(b) Frequent flyer programmes

The Group operates frequent flyer programmes that provide travel awards to programme members based on accumulated miles. A portion of passengers' revenue attributable to the award credits of frequent flyer benefits is deferred and recognised when the award credits have been redeemed or have expired. The deferment of revenue is calculated based on the estimated fair values of the unredeemed award credits and expected redemption rate. The fair values of the unredeemed award credits is estimated based on the yearly average flight ticket prices and the expected redemption rate is estimated by reference to the historical trends of redemptions. Different judgements or estimates could significantly affect the estimated deferred revenue for frequent flyer programmes and the results of operations.

(c) Provision for return condition checks for aircraft and engines under operating leases

Provision for the estimated costs of return condition checks for aircraft and engines under operating leases is made based on the estimated costs for such return condition checks and taking into account anticipated flying hours, flying cycle and time frame between each overhaul. These judgements or estimates are based on historical experience on returning similar airframe models, actual costs incurred and aircraft status. Different judgements or estimates could significantly affect the estimated provision for costs of return condition checks.

(d) Retirement benefits

The Group operates and maintains a defined retirement benefit plan which provides eligible retirees with benefits including retirement subsidies, transportation allowance as well as other welfare. The cost of providing the aforementioned benefits in the defined retirement benefit plan is actuarially determined and recognised over the employee's service period by utilising various actuarial assumptions and using the projected unit credit method in accordance with the accounting policy stated in Note 2.4 to the financial statements. These assumptions include, without limitation, the selection of discount rate, annual rate of increase of per capita benefit payment and etc.. The discount rate is based on management's review of government bonds. The annual rate of increase of benefit payments is based on the general local economic conditions.

Additional information regarding the retirement benefit plan is disclosed in Note 37 to the financial statements.

Notes to the Financial Statements

(Prepared in accordance with International Financial Reporting Standards)
31 December 2016

4. Critical Accounting Estimates and Judgements (continued)

(e) Deferred income tax

In assessing the amount of deferred tax assets that need to be recognised in accordance with the accounting policy stated in Note 2.4 to the financial statements, the Group considers future taxable income and ongoing prudent and feasible tax planning strategies. In the event that the Group's estimates of projected future taxable income and benefits from available tax strategies are changed, or changes in current tax regulations are enacted that would impact the timing or extent of the Group's ability to utilise the tax benefits of deductible tax losses carried forward in the future, adjustments to the recorded amount of net deferred tax assets and taxation expense would be made.

(f) Provision for flight equipment spare parts

Provision for flight equipment spare parts is made based on the difference between the carrying amount and the net realisable value. The net realisable value is estimated based on current market condition, historical experience and the Company's future operation plan for the aircraft and related spare parts. The net realisable value may be adjusted significantly due to the change of market condition and the future plan for the aircraft and related spare parts.

(g) Depreciation of property, plant and equipment

Depreciation of components related to airframe and engine overhaul costs are based on the Group's historical experience with similar airframe and engine models and taking into account anticipated overhaul costs, timeframe between each overhaul, ratio of actual flying hours and estimated flying hours between overhauls. Different judgements or estimates could significantly affect the estimated depreciation charge and the results of operations.

Except for components related to engine overhaul costs, other property, plant and equipment are depreciated on a straight-line basis over the estimated useful lives, after taking into account the estimated residual value. The useful lives are based on the Group's historical experience with similar assets and taking into account anticipated technological changes. The Group reviews the estimated useful lives of assets regularly in order to determine the amount of depreciation expense to be recorded during any reporting period. The depreciation expense for future periods is adjusted if there are significant changes from previous estimates.

(h) Estimated impairment of property, plant and equipment and intangible assets

The Group tests whether property, plant and equipment and intangible assets have been impaired in accordance with the accounting policy stated in Note 2.4 to the financial statements. The recoverable amount of the cash-generating unit has been determined based on fair value less cost to sell and value-in-use calculations. Value-in-use calculations use cash flow projections based on financial budgets approved by management and certain key assumptions, such as passenger-kilometres yield level, load factor, aircraft utilisation rate and discount rates.

(i) Impairment of goodwill

The Group determines whether goodwill is impaired at least on an annual basis. This requires an estimation of the value in use of the cash-generating unit to which the goodwill is allocated. Estimating the value in use requires the Group to make an estimate of the expected future cash flows from the cash-generating unit and also to choose a suitable discount rate in order to calculate the present value of those cash flows.

Notes to the Financial Statements

(Prepared in accordance with International Financial Reporting Standards)

31 December 2016

5. Revenues

The Group is principally engaged in the operation of civil aviation, including the provision of passenger, cargo, mail delivery, tour operations and other extended transportation services.

| | 2016 RMB million | 2015 RMB million |
|--------------------------------------|---------------------|---------------------|
| Traffic revenues | 89,554 | 85,076 |
| – Passenger | 83,577 | 78,585 |
| – Cargo and mail | 5,977 | 6,491 |
| Tour operations income | 3,113 | 3,491 |
| Ground service income | 2,850 | 2,546 |
| Cargo handling and processing income | 794 | 750 |
| Commission income | 92 | 78 |
| Others | 2,501 | 2,028 |
| | 98,904 | 93,969 |

6. Other Operating Income and Gains

| | 2016 RMB million | 2015 RMB million |
|--|---------------------|---------------------|
| Subsidy income (Note (a)) | 4,531 | 4,131 |
| Gain on disposal of property, plant and equipment | 158 | 399 |
| Gain on disposal of lease prepayments | 3 | 1 |
| Gain on disposal of available-for-sale investments (Note 24) | 95 | 33 |
| Dividend income from available-for-sale investments | 28 | 13 |
| Gain on disposal of an associate | 12 | – |
| Compensation from ticket sales agents | 228 | 248 |
| Gain on disposal of investments in a subsidiary | – | 41 |
| Others (Note (b)) | 414 | 403 |
| | 5,469 | 5,269 |

Notes:

- (a) Subsidy income mainly represents (i) subsidies granted by various local governments based on certain amounts of tax paid; (ii) subsidies granted by various local governments and other parties to encourage the Group to operate certain routes to cities where these governments are located.

There are no unfulfilled conditions and other contingencies related to subsidies that were recognised for the years ended 31 December 2016 and 2015.

- (b) Others mainly represent compensation from transfer of the pilots.

Notes to the Financial Statements

(Prepared in accordance with International Financial Reporting Standards)
31 December 2016

7. Segment Information

(a) **CODM, office of the General Manager, reviews the Group's internal reporting in order to assess performance and allocate resources.**

The Group has one reportable operating segment, reported as "airline transportation operations", which comprises the provision of passenger, cargo, mail delivery, ground service and cargo handling services.

Other services including primarily tour operations, air catering and other miscellaneous services are not included within the airline transportation operations segment, as their internal reports are separately provided to the CODM. The results of these operations are included in the "other segments" column.

Inter-segment transactions are entered into under normal commercial terms and conditions that would be available to unrelated third parties.

In accordance with IFRS 8, segment disclosure has been presented in a manner that is consistent with the information used by the Group's CODM. The Group's CODM monitors the results, assets and liabilities attributable to each reportable segment based on financial results prepared under the PRC Accounting Standards for Business Enterprises (the "PRC Accounting Standards"), which differ from IFRSs in certain aspects. The amount of each material reconciling items from the Group's reportable segment revenue and profit or loss, arising from different accounting policies are set out in Note 7(c) below.

The segment results for the year ended 31 December 2016 were as follows:

| | Airline transportation RMB million | Other operations segments RMB million | Eliminations RMB million | Unallocated* | Total RMB million |
|--|--|--|-----------------------------|--------------|----------------------|
| Reportable segment revenue from external customers | 94,338 | 4,222 | – | – | 98,560 |
| Inter-segment sales | – | 782 | (782) | – | – |
| Reportable segment revenue | 94,338 | 5,004 | (782) | – | 98,560 |
| Reportable segment profit before income tax | 5,788 | 397 | – | 322 | 6,507 |
| Other segment information | | | | | |
| Depreciation and amortisation | 12,378 | 160 | – | – | 12,538 |
| Impairment charges | 22 | 7 | – | – | 29 |
| Interest income | 100 | 100 | (104) | – | 96 |
| Interest expenses | 2,553 | 280 | (104) | – | 2,729 |
| Capital expenditure | 34,631 | 776 | – | – | 35,407 |

Notes to the Financial Statements

(Prepared in accordance with International Financial Reporting Standards)

31 December 2016

7. Segment Information (continued)

(a) CODM, office of the General Manager, reviews the Group's internal reporting in order to assess performance and allocate resources. (continued)

The segment results for the year ended 31 December 2015 were as follows:

| | Airline transportation RMB million | Other operations segments RMB million | Eliminations RMB million | Unallocated* | Total RMB million |
|--|--|--|-----------------------------|--------------|----------------------|
| Reportable segment revenue from external customers | 89,013 | 4,831 | – | – | 93,844 |
| Inter-segment sales | 555 | 468 | (1,023) | – | – |
| Reportable segment revenue | 89,568 | 5,299 | (1,023) | – | 93,844 |
| Reportable segment profit before income tax | 5,327 | 238 | – | 106 | 5,671 |
| Other segment information | | | | | |
| Depreciation and amortisation | 10,727 | 128 | – | – | 10,855 |
| Impairment charges | 93 | 1 | – | 134 | 228 |
| Interest income | 69 | 13 | (16) | – | 66 |
| Interest expenses | 1,935 | 270 | (16) | – | 2,189 |
| Capital expenditure | 37,706 | 591 | – | – | 38,297 |

The segment assets and liabilities as at 31 December 2016 and 31 December 2015 were as follows:

| | Airline transportation RMB million | Other operations segments RMB million | Eliminations RMB million | Unallocated* | Total RMB million |
|--------------------------------|--|--|-----------------------------|--------------|----------------------|
| At 31 December 2016 | | | | | |
| Reportable segment assets | 205,024 | 11,218 | (8,896) | 2,705 | 210,051 |
| Reportable segment liabilities | 159,437 | 9,373 | (8,896) | 41 | 159,955 |
| At 31 December 2015 | | | | | |
| Reportable segment assets | 189,408 | 12,045 | (8,282) | 2,538 | 195,709 |
| Reportable segment liabilities | 156,041 | 10,260 | (8,282) | 39 | 158,058 |

* Unallocated assets primarily represent investments in associates and joint ventures, and available-for-sale investments. Unallocated results primarily represent the share of results of associates and joint ventures, income relating to available-for-sale investments and impairment charge on available-for-sale investments.

Notes to the Financial Statements

(Prepared in accordance with International Financial Reporting Standards)
31 December 2016

7. Segment Information (continued)

(b) The Group's business operates in three main geographical areas, even though they are managed on a worldwide basis.

The Group's revenues by geographical area are analysed based on the following criteria:

- 1) Traffic revenue from services within the PRC (excluding the Hong Kong Special Administrative Region ("Hong Kong"), the Macau Special Administrative Region ("Macau") and Taiwan, (collectively known as "Regional")) is classified as domestic operations. Traffic revenue from inbound and outbound services between overseas markets excluding Regional is classified as international operations.
- 2) Revenue from ticket handling services, ground services, cargo handling service and other miscellaneous services are classified on the basis of where the services are performed.

| | 2016 RMB million | 2015 RMB million |
|---|---------------------|---------------------|
| Domestic (the PRC, excluding Hong Kong, Macau and Taiwan) | 63,730 | 61,222 |
| Regional (Hong Kong, Macau and Taiwan) | 3,516 | 3,569 |
| International | 31,658 | 29,178 |
| Total | 98,904 | 93,969 |

The major revenue-earning assets of the Group are its aircraft, all of which are registered in the PRC. Since the Group's aircraft are deployed flexibly across its route network, there is no suitable basis of allocating such assets and the related liabilities by geographic area and hence segment non-current assets and capital expenditure by geographic area are not presented. Except the aircraft, most non-current assets (except financial instruments) are registered and located in the PRC.

(c) Reconciliation of reportable segment revenue, profit, assets and liabilities to the consolidated figures as reported in the consolidated financial statements:

| | Note | 2016 RMB million | 2015 RMB million |
|---|------|---------------------|---------------------|
| Revenue | | | |
| Reportable segment revenue | | 98,560 | 93,844 |
| – Reclassification of business tax and expired sales in advance of carriage | (i) | 344 | 125 |
| Consolidated revenue | | 98,904 | 93,969 |

Notes to the Financial Statements

(Prepared in accordance with International Financial Reporting Standards)

31 December 2016

7. Segment Information (continued)

(c) Reconciliation of reportable segment revenue, profit, assets and liabilities to the consolidated figures as reported in the consolidated financial statements: (continued)

| | Note | 2016 RMB million | 2015 RMB million |
|--|------|---------------------|---------------------|
| Profit before income tax | | | |
| Reportable segment profit | | 6,507 | 5,671 |
| – Differences in depreciation charges for aircraft and engines due to different depreciation lives | (ii) | (10) | (4) |
| Consolidated profit before income tax | | 6,497 | 5,667 |

| | Note | 2016 RMB million | 2015 RMB million |
|--|-------|---------------------|---------------------|
| Assets | | | |
| Reportable segment assets | | 210,051 | 195,709 |
| – Differences in depreciation charges for aircraft and engines due to different depreciation lives | (ii) | 31 | 41 |
| – Difference in intangible asset arising from the acquisition of Shanghai Airlines | (iii) | 2,242 | 2,242 |
| Consolidated assets | | 212,324 | 197,992 |

| | | 2016 RMB million | 2015 RMB million |
|--------------------------------|--|---------------------|---------------------|
| Liabilities | | | |
| Reportable segment liabilities | | 159,955 | 158,058 |
| – Others | | 3 | 3 |
| Consolidated liabilities | | 159,958 | 158,061 |

Notes to the Financial Statements

(Prepared in accordance with International Financial Reporting Standards)
31 December 2016

7. Segment Information (continued)

(c) Reconciliation of reportable segment revenue, profit, assets and liabilities to the consolidated figures as reported in the consolidated financial statements: (continued)

Notes:

- (i) The difference represents the different classification of business tax and expired sales in advance of carriage under the PRC Accounting Standards and IFRSs.
- (ii) The difference is attributable to the differences in the useful lives and residual values of aircraft and engines adopted for depreciation purposes in prior years under the PRC Accounting Standards and IFRSs. Despite the depreciation policies of these assets have been unified under IFRSs and the PRC Accounting Standards in recent years, the changes were applied prospectively as changes in accounting estimates which result in the differences in the carrying amounts and related depreciation charges under IFRSs and the PRC Accounting Standards.
- (iii) The difference represents the different measurement of the fair value of acquisition cost of the shares from Shanghai Airlines between the PRC Accounting standards and IFRSs, which results in the different measurement of goodwill.

8. Gain on Fair Value Changes of Derivative Financial Instruments

| | 2016 RMB million | 2015 RMB million |
|---|---------------------|---------------------|
| Interest rate swap contracts (Note 39(a)) | 2 | 6 |

9. Wages, Salaries and Benefits

| | 2016 RMB million | 2015 RMB million |
|--|---------------------|---------------------|
| Wages, salaries, bonus and allowances | 14,431 | 12,917 |
| Employee welfare and benefits | 235 | 436 |
| Pension and medical insurance (Note 37(a) & (b)) | 2,375 | 2,042 |
| Staff housing fund (Note (a)) | 868 | 817 |
| Staff housing allowances (Note (b)) | 236 | 247 |
| | 18,145 | 16,459 |

Notes:

(a) Staff housing fund

In accordance with the relevant PRC housing regulations, the Group is required to contribute to the state-sponsored housing fund for its employees. At the same time, the employees are required to contribute an amount equal to the Group's contribution. The employees are entitled to claim the entire sum of the fund contributed under certain specified withdrawal circumstances. The Group has no legal or constructive obligations to pay further contributions if the fund does not hold sufficient assets to pay all employees the benefits.

(b) Staff housing allowances

The Group also provides staff housing allowances in cash to eligible employees. The total entitlement of an eligible employee is principally vested over a period of 20 years. Upon an eligible employee's resignation or retirement, his or her entitlement would cease and any unpaid entitlement related to past service up to the date of resignation or retirement would be paid.

Notes to the Financial Statements

(Prepared in accordance with International Financial Reporting Standards)

31 December 2016

9. Wages, Salaries and Benefits (continued)

Notes (continued):

(c) Emoluments of directors and supervisors

Directors' remuneration for the year, disclosed pursuant to the Listing Rules, section 383(1)(a), (b), (c) and (f) of the Hong Kong Companies Ordinance and Part 2 of the Companies (Disclosure of Information about Benefits of Directors) Regulation, together with the remuneration of supervisors, is as follows:

2016

| | Salaries and allowances RMB'000 | Bonus RMB'000 | Total RMB'000 |
|--|---------------------------------------|------------------|------------------|
| Executive Directors | | | |
| Liu Shaoyong* | — | — | — |
| Ma Xulun* | — | — | — |
| Xu Zhao* | — | — | — |
| Gu Jiadan* | — | — | — |
| Li Yangmin* | — | — | — |
| Tang Bing* | — | — | — |
| Tian Liuwen* | — | — | — |
| Independent non-executive Directors | | | |
| Li Ruoshan | 160 | — | 160 |
| Ji Weidong**** | — | — | — |
| Shao Ruiqing | 160 | — | 160 |
| Ma Weihua | 160 | — | 160 |
| Cai Hongping***** | 100 | — | 100 |
| Supervisors | | | |
| Yu Faming*&***** | — | — | — |
| Xi Sheng* | — | — | — |
| Xu Haihua***** | 288 | — | 288 |
| Feng Jinxiong | 535 | — | 535 |
| Ba Shengji* | — | — | — |
| Hu Jidong***** | 426 | — | 426 |
| Jia Shaojun*&***** | — | — | — |
| Total | 1,829 | — | 1,829 |

Notes to the Financial Statements

(Prepared in accordance with International Financial Reporting Standards)
31 December 2016

9. Wages, Salaries and Benefits (continued)

Notes (continued):

(c) Emoluments of directors and supervisors (continued)

2015

| | Salaries and allowances RMB'000 | Bonus RMB'000 | Total RMB'000 |
|--|------------------------------------|------------------|------------------|
| Executive Directors | | | |
| Liu Shaoyong* | – | – | – |
| Ma Xulun | 401 | – | 401 |
| Xu Zhao* | – | – | – |
| Gu Jiadan* | – | – | – |
| Li Yangmin | 365 | – | 365 |
| Tang Bing | 358 | – | 358 |
| Tian Liuwen*** | 419 | – | 419 |
| Independent non-executive Directors | | | |
| Liu Keya** | 72 | – | 72 |
| Ji Weidong**** | – | – | – |
| Shao Ruiqing*** | 60 | – | 60 |
| Li Ruoshan | 120 | – | 120 |
| Ma Weihua | 120 | – | 120 |
| Supervisors | | | |
| Yu Faming* | – | – | – |
| Xi Sheng* | – | – | – |
| Xu Haihua*** | 298 | – | 298 |
| Feng Jinxiong | 610 | – | 610 |
| Ba Shengji* | – | – | – |
| Total | 2,823 | – | 2,823 |

* These directors and supervisors of the Company received emoluments from CEA Holding, the parent company, part of which were in respect of their services to the Company and its subsidiaries. No apportionment has been made as it is impracticable to apportion this amount between their services to the Group and their services to CEA Holding.

** Mr. Liu Keya retired during the year ended 31 December 2015.

*** These directors and supervisors of the Company were newly appointed during the year ended 31 December 2015.

**** Mr. Ji Weidong has filed his retirement during the year ended 31 December 2015 and has fulfilled his responsibility until new director being appointed by the board in June 2016.

***** These directors and supervisors of the Company were newly appointed during the year ended 31 December 2016.

***** Mr. Yu Faming retired during the year ended 31 December 2016.

***** Mr. Xu Haihua retired during the year ended 31 December 2016.

There were no directors and supervisors waived their emoluments during the year (2015: Nil).

Notes to the Financial Statements

(Prepared in accordance with International Financial Reporting Standards)

31 December 2016

9. Wages, Salaries and Benefits (continued)

Notes (continued):

(d) Five highest paid individuals

None of the Company's directors and supervisors was among the five highest paid individuals in the Group for the year ended 31 December 2016 (2015: Nil). The emoluments payable to the five highest paid individuals were as follows:

| | 2016 RMB'000 | 2015 RMB'000 |
|---------------------------------------|-----------------|-----------------|
| Wages, salaries, bonus and allowances | 9,319 | 8,104 |

The number of five highest paid individuals whose emoluments fell within the following bands is as follows:

| | Number of individuals | |
|--------------------------------|-----------------------|------|
| | 2016 | 2015 |
| HK\$1,500,001 to HK\$2,000,000 | – | 5 |
| HK\$2,000,001 to HK\$2,500,000 | 5 | – |
| | 5 | 5 |

10. Impairment Charges

| | 2016 RMB million | 2015 RMB million |
|--|---------------------|---------------------|
| Impairment charge on flight equipment spare parts | 10 | 88 |
| Impairment charge on property, plant and equipment | 29 | 48 |
| Impairment charge on interests in associates | – | 33 |
| Impairment charge on available-for-sale investments | – | 100 |
| Reversal of impairment charge of trade and other receivables | (10) | (41) |
| | 29 | 228 |

Notes to the Financial Statements

(Prepared in accordance with International Financial Reporting Standards)
31 December 2016

11. Operating Profit

Operating profit is stated after charging the following items:

| | 2016 RMB million | 2015 RMB million |
|--|---------------------|---------------------|
| Amortisation of intangible assets | 129 | 85 |
| Depreciation of property, plant and equipment | | |
| – owned | 6,388 | 5,350 |
| – leased (finance leases) | 5,563 | 4,972 |
| Depreciation of investment properties | 11 | 4 |
| Amortisation of long-term deferred assets included in other non-current assets | 394 | 388 |
| Amortisation of lease prepayments | 63 | 60 |
| Consumption of flight equipment spare parts | 1,198 | 974 |
| Auditors' remuneration | 18 | 17 |

12. Finance Income

| | 2016 RMB million | 2015 RMB million |
|-----------------|---------------------|---------------------|
| Interest income | 96 | 66 |

Notes to the Financial Statements

(Prepared in accordance with International Financial Reporting Standards)

31 December 2016

13. Finance Costs

| | 2016 RMB million | 2015 RMB million |
|--|---------------------|---------------------|
| Interest on bank borrowings | 1,529 | 1,613 |
| Interest relating to obligations under finance leases | 1,349 | 867 |
| Interest relating to post-retirement benefit obligations | 88 | 114 |
| Interest on bonds and debentures | 360 | 483 |
| Interest relating to interest rate swaps | 122 | 128 |
| | 3,448 | 3,205 |
| Exchange losses, net (Note (b)) | 3,573 | 4,987 |
| Less: amounts capitalised into advanced payments on acquisition of aircraft (Note (a)) | (749) | (1,014) |
| amounts capitalised into construction in progress (Note (a)) | — | (2) |
| | 6,272 | 7,176 |

Notes:

- (a) The average interest rate used for interest capitalisation was 3.25% per annum for the year ended 31 December 2016 (2015: 3.09%).
- (b) The exchange losses were primarily related to the translation of the Group's foreign currency denominated borrowings and obligations under finance leases.

14. Income Tax Expense

Income tax charged to profit or loss was as follows:

| | 2016 RMB million | 2015 RMB million |
|-----------------------------|---------------------|---------------------|
| Income tax | 1,396 | 737 |
| Deferred taxation (Note 38) | 146 | (113) |
| | 1,542 | 624 |

Pursuant to the "Notice of the Ministry of Finance, the State Administration of Taxation and the General Administration of Customs on Issues Concerning Relevant Tax Policies for Enhancing the Implementation of Western Region Development Strategy" (Cai Shui [2011] No.58), and other series of tax regulations, enterprises located in the western regions and engaged in the industrial activities as listed in the "Catalogue of Encouraged Industries in Western Regions", will be entitled to a reduced corporate income tax rate of 15% from 2011 to 2020 upon approval from tax authorities. CEA Yunnan, a subsidiary of the Company, obtained approval from tax authorities and has been entitled to a reduced corporate income tax rate of 15% from 1 January 2011. The Company's Sichuan branch, Gansu branch and Xibei branch also obtained approvals from respective tax authorities and are entitled to a reduced corporate income tax rate of 15%. The subsidiaries incorporated in Hong Kong are subject to Hong Kong profits tax rate of 16.5% (2015:16.5%).

Notes to the Financial Statements

(Prepared in accordance with International Financial Reporting Standards)
31 December 2016

14. Income Tax Expense (continued)

The Company and its subsidiaries except for CEA Yunnan, Sichuan branch, Gansu branch and Xibei branch and those incorporated in Hong Kong, are generally subject to the PRC standard corporate income tax rate of 25% (2015: 25%).

A reconciliation of the tax expense applicable to profit before tax at the statutory rates for the countries in which the Company and the majority of its subsidiaries are domiciled to the tax expense at the effective tax rates, are as follows:

| | 2016 RMB million | 2015 RMB million |
|--|---------------------|---------------------|
| Profit before income tax | 6,497 | 5,667 |
| Tax calculated at the tax rate of 25% (2015: 25%) | 1,624 | 1,417 |
| Lower tax rates enacted by local authority | (102) | (156) |
| Share of results of associates and joint ventures | (47) | (38) |
| Expenses not deductible for tax | 117 | 104 |
| Utilisation of previously unrecognised tax losses | (51) | (1) |
| Unrecognised tax losses for the year | 13 | 20 |
| Utilisation of/unrecognised deductible temporary differences | (4) | (722) |
| Research and development costs' super deduction | (8) | - |
| Tax charge | 1,542 | 624 |
| Effective tax rate | 23.73% | 11.01% |

The Group operates international flights to overseas destinations. There was no material overseas taxation for the years ended 31 December 2016 and 2015, as there are avoidance of double tax treaties between the PRC and the corresponding jurisdictions (including Hong Kong) relating to the aviation business.

15. Earnings Per Share

The calculation of basic earnings per share was based on the profit attributable to equity holders of the Company of RMB4,498 million (2015: RMB4,537 million) and the weighted average number of shares of 13,811,136,000 (2015: 12,818,509,000) in issue during the year ended 31 December 2016. The Company had no potentially dilutive options or other instruments relating to the ordinary shares in issue during the years ended 31 December 2016 and 2015.

16. Assets Classified as Held for Sale

The Group entered into several agreements with third parties to dispose of certain aircraft and related engines. As at 31 December 2015, the aircraft and engines were stated at the lower of carrying amount (RMB594 million) and their fair value less cost to sell (RMB622 million). In 2016, all the aircraft and engines were disposed and there were no aircraft and engines recognised as assets classified as held for sale as at 31 December 2016.

Notes to the Financial Statements

(Prepared in accordance with International Financial Reporting Standards)

31 December 2016

17. Intangible Assets

| | Goodwill (Note(a)) RMB million | Computer software RMB million | Others (Note(b)) RMB million | Total RMB million |
|---------------------------------|--------------------------------------|-------------------------------------|------------------------------------|----------------------|
| Cost | | | | |
| At 1 January 2015 | 11,270 | 574 | – | 11,844 |
| Additions | – | 109 | – | 109 |
| Disposals | – | (4) | – | (4) |
| At 31 December 2015 | 11,270 | 679 | – | 11,949 |
| Additions | – | 133 | 98 | 231 |
| Disposals | – | – | – | – |
| At 31 December 2016 | 11,270 | 812 | 98 | 12,180 |
| Accumulated amortisation | | | | |
| At 1 January 2015 | – | 344 | – | 344 |
| Charge for the year | – | 85 | – | 85 |
| Disposals | – | (2) | – | (2) |
| At 31 December 2015 | – | 427 | – | 427 |
| Charge for the year | – | 97 | 32 | 129 |
| Disposals | – | – | – | – |
| At 31 December 2016 | – | 524 | 32 | 556 |
| Net book amount | | | | |
| At 31 December 2015 | 11,270 | 252 | – | 11,522 |
| At 31 December 2016 | 11,270 | 288 | 66 | 11,624 |

Notes:

- (a) The balance represents goodwill arising from the acquisition of Shanghai Airlines. Goodwill is attributable to strengthening the competitiveness of the Group's airline transportation operations, attaining synergy through integration of the resources and providing the evolution of Shanghai international air transportation centre. For the purpose of impairment assessment, goodwill was allocated to the cash-generating unit ("CGU") that the Group operates and benefits from the acquisition.

The recoverable amount of the CGU has been determined based on a value-in-use calculation using cash flow projections based on a financial budget approved by senior management. The discount rate applied to the cash flow projections is 13% (2015: 13%). The growth rate used to extrapolate the cash flows of the above cash-generating unit beyond the five-year period is 3% (2015: 3%), which does not exceed the long-term average growth rate for the business in which the CGU operates. No impairment for the goodwill was required based on the value-in-use calculation as at the reporting date.

- (b) The balance represents the costs incurred to acquire the use right of certain flight schedules (i.e. timeslots for flights' taking off/landing).

Notes to the Financial Statements

(Prepared in accordance with International Financial Reporting Standards)
31 December 2016

18. Property, Plant and Equipment

| | Aircraft, engines and flight equipment | | | Other property, plant and equipment RMB million | Construction in progress RMB million | Total RMB million |
|--|--|--|--------------------------|--|---|----------------------|
| | Owned RMB million | Held under finance leases RMB million | Buildings RMB million | | | |
| Cost | | | | | | |
| At 1 January 2016 | 80,402 | 89,146 | 7,993 | 7,486 | 1,771 | 186,798 |
| Transfer from construction in progress | – | – | 474 | 328 | (802) | – |
| Transfer from advanced payments on acquisition of aircraft (Note 21) | 12,236 | 4,354 | – | – | – | 16,590 |
| Additions | 9,411 | 4,485 | 5 | 651 | 1,477 | 16,029 |
| Transfer from owned aircraft, engines and flight equipment | (7,398) | 7,398 | – | – | – | – |
| Transfer from aircraft, engines and flight equipment held under finance leases | 7,245 | (7,245) | – | – | – | – |
| Transfer to investment properties (Note 19) | – | – | (58) | – | – | (58) |
| Transfer to other non-current assets | – | – | – | – | (48) | (48) |
| Disposals | (2,243) | (1,074) | (90) | (264) | – | (3,671) |
| At 31 December 2016 | 99,653 | 97,064 | 8,324 | 8,201 | 2,398 | 215,640 |
| Accumulated depreciation | | | | | | |
| At 1 January 2016 | 28,195 | 17,921 | 2,266 | 4,697 | – | 53,079 |
| Charge for the year | 5,561 | 5,563 | 273 | 554 | – | 11,951 |
| Transfer from owned aircraft, engines and flight equipment | (352) | 352 | – | – | – | – |
| Transfer from aircraft, engines and flight equipment held under finance leases | 3,038 | (3,038) | – | – | – | – |
| Transfer to investment properties (Note 19) | – | – | (20) | – | – | (20) |
| Disposals | (1,858) | (1,016) | (69) | (52) | – | (2,995) |
| At 31 December 2016 | 34,584 | 19,782 | 2,450 | 5,199 | – | 62,015 |
| Impairment | | | | | | |
| At 1 January 2016 | 362 | 108 | – | 7 | – | 477 |
| Charge for the year | 29 | – | – | – | – | 29 |
| Disposals | (61) | – | – | – | – | (61) |
| At 31 December 2016 | 330 | 108 | – | 7 | – | 445 |
| Net book amount | | | | | | |
| At 31 December 2016 | 64,739 | 77,174 | 5,874 | 2,995 | 2,398 | 153,180 |
| At 1 January 2016 | 51,845 | 71,117 | 5,727 | 2,782 | 1,771 | 133,242 |

Notes to the Financial Statements

(Prepared in accordance with International Financial Reporting Standards)

31 December 2016

18. Property, Plant and Equipment (continued)

During the year, the Group recognised an impairment loss of approximately RMB29 million relating to aircraft, engines and flight equipment (2015: RMB48 million). The recoverable amounts of these impaired aircraft, engines and flight equipment are determined at the higher of their fair value less costs to sell and value in use.

As at 31 December 2016, certain aircraft and buildings owned by the Group with an aggregate net carrying amount of approximately RMB17,559 million (2015: approximately RMB29,147 million) were pledged as collateral under certain borrowing arrangements (Note 34).

As at 31 December 2016, the ownership certificates of buildings with a net carrying amount of RMB1,455 million (31 December 2015: RMB1,514 million) have not been obtained. The directors of the Company are of the opinion that the Group legally owns and has the rights to use the aforesaid property, plant and equipment, and that there is no material adverse impact on the overall financial position of the Group.

| | Aircraft, engines and flight equipment | | Buildings RMB million | Other property, plant and equipment RMB million | Construction in progress RMB million | Total RMB million |
|--|--|--|--------------------------|--|---|----------------------|
| | Owned RMB million | Held under finance leases RMB million | | | | |
| Cost | | | | | | |
| At 1 January 2015 | 71,456 | 67,571 | 8,236 | 7,001 | 2,116 | 156,380 |
| Transfer from construction in progress | – | – | 112 | 269 | (381) | – |
| Transfer from advanced payments on acquisition of aircraft (Note 21) | 9,615 | 15,224 | – | – | – | 24,839 |
| Additions | 3,770 | 6,752 | 57 | 413 | 929 | 11,921 |
| Transfer to assets classified as held for sale | (783) | – | – | – | – | (783) |
| Transfer to investment properties (Note 19) | – | – | (344) | – | – | (344) |
| Transfer to other non-current assets | – | – | – | – | (881) | (881) |
| Disposals | (3,656) | (401) | (68) | (197) | (12) | (4,334) |
| At 31 December 2015 | 80,402 | 89,146 | 7,993 | 7,486 | 1,771 | 186,798 |
| Accumulated depreciation | | | | | | |
| At 1 January 2015 | 26,804 | 13,253 | 2,013 | 4,430 | – | 46,500 |
| Charge for the year | 4,565 | 5,061 | 325 | 371 | – | 10,322 |
| Transfer to assets classified as held for sale | (292) | – | – | – | – | (292) |
| Transfer to investment properties (Note 19) | – | – | (46) | – | – | (46) |
| Disposals | (2,882) | (393) | (26) | (104) | – | (3,405) |
| At 31 December 2015 | 28,195 | 17,921 | 2,266 | 4,697 | – | 53,079 |
| Impairment | | | | | | |
| At 1 January 2015 | 326 | 108 | – | 7 | – | 441 |
| Charge for the year | 48 | – | – | – | – | 48 |
| Disposals | (12) | – | – | – | – | (12) |
| At 31 December 2015 | 362 | 108 | – | 7 | – | 477 |
| Net book amount | | | | | | |
| At 31 December 2015 | 51,845 | 71,117 | 5,727 | 2,782 | 1,771 | 133,242 |
| At 1 January 2015 | 44,326 | 54,210 | 6,223 | 2,564 | 2,116 | 109,439 |

Notes to the Financial Statements

(Prepared in accordance with International Financial Reporting Standards)
31 December 2016

19. Investment Properties

| | 2016 RMB million | 2015 RMB million |
|---|---------------------|---------------------|
| Cost | | |
| At 1 January | 344 | – |
| Transfer from property, plant and equipment (Note 18) | 58 | 344 |
| At 31 December | 402 | 344 |
| Accumulated depreciation | | |
| At 1 January | (50) | – |
| Transfer from property, plant and equipment (Note 18) | (20) | (46) |
| Charge for the year | (11) | (4) |
| At 31 December | (81) | (50) |
| Net book amount | | |
| At 31 December | 321 | 294 |

As at 31 December 2016, the fair value of the investment properties was RMB604 million (2015: RMB497 million) according to a valuation performed by an independent professionally qualified valuer.

The investment properties are leased to third parties and related parties under operating leases. Rental income totalling RMB37 million (2015: RMB30 million) was received by the Group during the year in respect of the leases.

As at 31 December 2016, the carrying amount of the investment properties for which the ownership certificates of buildings have not been obtained was RMB119 million (2015: RMB120 million). The directors of the Company are of the opinion that the Group legally owns and has the rights to use the aforesaid investment properties, and that there is no material adverse impact on the overall financial position of the Group.

Notes to the Financial Statements

(Prepared in accordance with International Financial Reporting Standards)

31 December 2016

19. Investment Properties (continued)

Fair value hierarchy

The following table illustrates the fair value measurement hierarchy of the Group's investment properties:

As at 31 December 2016

| | Fair value measurement using | | | Total RMB million |
|---|--|---|---|----------------------|
| | Quoted prices in active markets (Level 1) RMB million | Significant observable inputs (Level 2) RMB million | Significant unobservable inputs (Level 3) RMB million | |
| Not measured at fair value but fair value is disclosed: | | | | |
| Buildings | – | – | 604 | 604 |

As at 31 December 2015

| | Fair value measurement using | | | Total RMB million |
|---|--|---|---|----------------------|
| | Quoted prices in active markets (Level 1) RMB million | Significant observable inputs (Level 2) RMB million | Significant unobservable inputs (Level 3) RMB million | |
| Not measured at fair value but fair value is disclosed: | | | | |
| Buildings | – | – | 497 | 497 |

During the year, there were no transfers of fair value measurements between Level 1 and Level 2 and no transfers into or out of Level 3 (2015: Nil).

Below is a summary of the valuation techniques used and the key inputs to the valuation of investment properties:

| Valuation techniques | Significant unobservable inputs | Range or weighted average | | |
|----------------------|---------------------------------|---|------------------------|------------------------|
| | | 2016 | 2015 | |
| Buildings – Plant | Discounted cash flow method | Estimated rental value (per s.q.m. and per month) | RMB11 to RMB154 | RMB11 to RMB154 |
| | | Rent growth (p.a.) | 2% to 6% | 2% to 6% |
| | | Long term vacancy rate | 0% to 5% | 0% to 5% |
| | | Discount rate | 4% to 6% | 4% to 6% |
| Buildings – Office | Market comparison method | Selling price (per s.q.m.) | RMB19,000 to RMB55,556 | RMB14,699 to RMB37,000 |

Notes to the Financial Statements

(Prepared in accordance with International Financial Reporting Standards)
31 December 2016

20. Lease Prepayments

| | 2016 RMB million | 2015 RMB million |
|--------------------------------|---------------------|---------------------|
| Carrying amount at 1 January | 2,094 | 2,206 |
| Recognised during the year | (30) | (112) |
| Carrying amount at 31 December | 2,064 | 2,094 |

Lease prepayments represent unamortised prepayments for land use rights.

21. Advanced Payments on Acquisition of Aircraft

| | 2016 RMB million | 2015 RMB million |
|---|---------------------|---------------------|
| At 1 January | 21,207 | 20,260 |
| Additions | 17,991 | 24,772 |
| Interest capitalised (Note 13) | 749 | 1,014 |
| Transfer to property, plant and equipment (Note 18) | (16,590) | (24,839) |
| At 31 December | 23,357 | 21,207 |

22. Investments in Associates

| | 2016 RMB million | 2015 RMB million |
|----------------------------|---------------------|---------------------|
| Unlisted investments, cost | 1,069 | 1,266 |
| Share of net assets | 467 | 277 |
| | 1,536 | 1,543 |

Notes to the Financial Statements

(Prepared in accordance with International Financial Reporting Standards)

31 December 2016

22. Investments in Associates (continued)

The movements in investments in associates were as follows:

| | 2016 RMB million | 2015 RMB million |
|---|---------------------|---------------------|
| At 1 January | 1,543 | 1,086 |
| Additions | – | 413 |
| Share of results of associates | 148 | 126 |
| Share of revaluation on available-for-sale investments held by an associate | (1) | 7 |
| Provision for impairment | – | (33) |
| Dividend declared during the year | (154) | (56) |
| At 31 December | 1,536 | 1,543 |

Particulars of the principal associates, which are limited liability companies, are as follows:

| Company name | Place of establishment and operation and date of establishment | Registered capital | | Attributable equity interest | | Principal activities |
|---|--|--------------------|-----------------|---------------------------------|------|---|
| | | 2016 Million | 2015 Million | 2016 | 2015 | |
| Eastern Air Group Finance Co., Limited ("Eastern Air Finance Company") | PRC 6 December 1995 | RMB2,000 | RMB2,000 | 25% | 25% | Provision of financial services to group companies of CEA Holding |
| China Eastern Air Catering Investment Co., Limited | PRC 17 November 2003 | RMB350 | RMB350 | 45% | 45% | Provision of air catering services |
| Shanghai Pratt & Whitney Aircraft Engine Maintenance Co., Limited ("Shanghai P&W") (Note) | PRC 28 March 2008 | USD40 | USD40 | 51% | 51% | Provision of aircraft, engine and other related components maintenance services |
| New Shanghai International Tower Co., Limited | PRC 17 November 1992 | RMB167 | RMB167 | 20% | 20% | Property development provision and management services |
| Eastern Aviation Import & Export Co., Limited ("Eastern Import & Export") | PRC 9 June 1993 | RMB80 | RMB80 | 45% | 45% | Provision of aviation equipment and spare parts purchase |
| Eastern Aviation Advertising Service Co., Limited ("Eastern Advertising") | PRC 4 March 1986 | RMB200 | RMB200 | 45% | 45% | Provision of aviation advertising agency services |
| Shanghai Collins Aviation Maintenance Service Co., Limited ("Collins Aviation") | PRC 27 September 2002 | USD7 | USD7 | 35% | 35% | Provision of airline electronic product maintenance services |

Notes to the Financial Statements

(Prepared in accordance with International Financial Reporting Standards)
31 December 2016

22. Investments in Associates (continued)

Note:

In 2008, the Company entered into an agreement with United Technologies International Corporation ("Technologies International") to establish Shanghai P&W. Shanghai P&W has registered capital of approximately USD40 million in which the Company holds a 51% interest. According to the shareholder's agreement, Technologies International has the power to govern the financial and operating policies and in this respect the Company accounts for Shanghai P&W as an associate.

The following table illustrates the aggregate financial information of the Group's associates that were not individually material:

| | 2016 RMB million | 2015 RMB million |
|--|---------------------|---------------------|
| Share of the associates' profit for the year | 148 | 126 |
| Share of the associates' other comprehensive income | (1) | 7 |
| Share of the associates' total comprehensive income | 147 | 133 |
| Aggregate carrying amount of the Group's interests in the associates | 1,536 | 1,543 |

23. Investments in Joint Ventures

| | 2016 RMB million | 2015 RMB million |
|----------------------------|---------------------|---------------------|
| Unlisted investments, cost | 352 | 352 |
| Share of net assets | 172 | 166 |
| | 524 | 518 |

The movements in investments in joint ventures were as follows:

| | 2016 RMB million | 2015 RMB million |
|-----------------------------------|---------------------|---------------------|
| At 1 January | 518 | 505 |
| Share of results | 39 | 26 |
| Dividend declared during the year | (33) | (13) |
| At 31 December | 524 | 518 |

Notes to the Financial Statements

(Prepared in accordance with International Financial Reporting Standards)

31 December 2016

23. Investments in Joint Ventures (continued)

Particulars of the principal joint ventures, which are limited liability companies, are as follows:

| Company name | Place of establishment and operation and date of establishment | Paid-up capital | | Attributable equity interest | | Principal activities |
|--|--|-----------------|-----------------|------------------------------|------|--|
| | | 2016 Million | 2015 Million | 2016 | 2015 | |
| Shanghai Technologies Aerospace Co., Limited ("Technologies Aerospace") (Note) | PRC 28 September 2004 | USD73 | USD73 | 51% | 51% | Provision of repair and maintenance services |
| Shanghai Eastern Union Aviation Wheels & Brakes Maintenance Services Overhaul Engineering Co., Limited ("Wheels & Brakes") | PRC 28 December 1995 | USD2 | USD2 | 40% | 40% | Provision of spare parts repair and maintenance services |
| Eastern China Kaiya System Integration Co., Limited ("China Kaiya") | PRC 21 May 1999 | RMB10 | RMB10 | 41% | 41% | Provision of computer systems development and maintenance services |
| CAE Melbourne Flight Training Pty Limited ("CAE Melbourne") | Australia 9 March 2007 | AUD11 | AUD11 | 50% | 50% | Provision of flight training services |
| Shanghai Hute Aviation Technology Co., Limited ("Shanghai Hute") | PRC 9 April 2003 | RMB30 | RMB30 | 50% | 50% | Provision of equipment maintenance services |

Note:

Under a joint venture agreement with a joint venture partner of Technologies Aerospace dated 10 March 2003, the Company has agreed to share the control over the economic activities of Technologies Aerospace. Any strategic financial and operating decisions relating to the activities of Technologies Aerospace require the unanimous consent of the Company and the joint venture partner.

The following table illustrates the aggregate financial information of the Group's joint ventures that were not individually material:

| | 2016 RMB million | 2015 RMB million |
|--|---------------------|---------------------|
| Share of the joint ventures' profit for the year | 39 | 26 |
| Share of the joint ventures' total comprehensive income | 39 | 26 |
| Aggregate carrying amount of the Group's interests in the joint ventures | 524 | 518 |

Notes to the Financial Statements

(Prepared in accordance with International Financial Reporting Standards)
31 December 2016

24. Available-for-sale Investments

| | 2016 RMB million | 2015 RMB million |
|---|---------------------|---------------------|
| Listed equity investments, at fair value (Note (a)) | 538 | 317 |
| Unlisted equity investments, at cost (Note (b)) | 107 | 135 |
| | 645 | 452 |

During the year, the gross gain in respect of the Group's available-for-sale investments recognised in other comprehensive income amounted to RMB100 million (2015: RMB122 million).

The above investments consist of investments in equity securities which were designated as available-for-sale investments and have no fixed maturity dates or coupon rates.

Notes:

- (a) In March 2016, Shanghai Pudong Development Bank Co., Limited issued 6,846,637 RMB-denominated ordinary shares (A Shares) by way of non-public issuance to the Company in exchange of the Company's equity interest in Shanghai International Trust Corp., Limited. The closing price of the shares of the day was 17.84 per share, resulting in an increase in listed equity investments, at fair value of RMB122 million, a decrease in unlisted equity investments, at cost of RMB27 million and a gain on disposal of RMB95 million was recorded.
- (b) As at 31 December 2016, certain unlisted equity investments were stated at cost less impairment because the range of reasonable fair value estimates is so significant that the directors are of the opinion that their fair value cannot be measured reliably. The Group does not intend to dispose of them in the near future.

25. Other Non-Current Assets

| | 2016 RMB million | 2015 RMB million |
|---|---------------------|---------------------|
| Deposits relating to aircraft held under operating leases | 285 | 338 |
| Deferred pilot recruitment costs | 1,182 | 1,243 |
| Rebate receivables on aircraft acquisitions | 83 | 974 |
| Rental prepayment | 426 | 450 |
| Prepayment for acquisition of property, plant and equipment | 299 | 156 |
| Other long term assets | 694 | 593 |
| | 2,969 | 3,754 |

Notes to the Financial Statements

(Prepared in accordance with International Financial Reporting Standards)

31 December 2016

26. Flight Equipment Spare Parts

| | 2016 RMB million | 2015 RMB million |
|---------------------------------|---------------------|---------------------|
| Flight equipment spare parts | 2,713 | 2,597 |
| Less: provision for spare parts | (465) | (541) |
| | 2,248 | 2,056 |

Movements in the Group's provision for impairment of flight equipment spare parts were as follows:

| | 2016 RMB million | 2015 RMB million |
|--|---------------------|---------------------|
| At 1 January | 541 | 665 |
| Accrual (Note 10) | 10 | 88 |
| Provision written off in relation to disposal of spare parts | (86) | (212) |
| At 31 December | 465 | 541 |

27. Trade and Notes Receivables

The credit terms given to trade customers are determined on an individual basis.

| | 2016 RMB million | 2015 RMB million |
|-------------------|---------------------|---------------------|
| Trade receivables | 2,630 | 2,867 |
| Notes receivable | 30 | – |
| At 31 December | 2,660 | 2,867 |

Notes to the Financial Statements

(Prepared in accordance with International Financial Reporting Standards)
31 December 2016

27. Trade and Notes Receivables (continued)

An aged analysis of the trade and notes receivables as at the end of the reporting period, based on the invoice date was as follows:

| | 2016 RMB million | 2015 RMB million |
|---|---------------------|---------------------|
| Within 90 days | 2,324 | 2,608 |
| 91 to 180 days | 167 | 105 |
| 181 to 365 days | 102 | 90 |
| Over 365 days | 182 | 280 |
| | 2,775 | 3,083 |
| Provision for impairment of trade and notes receivables | (115) | (216) |
| | 2,660 | 2,867 |

Trade and notes receivables that were neither overdue nor impaired relate to a large number of independent sales agents for whom there was no recent history of default.

As at 31 December 2016, trade and notes receivables of RMB267 million (2015: RMB267 million) were past due but not impaired. The Group holds cash deposits of RMB764 million (2015: RMB540 million) from these agents. The ageing analysis of these trade and notes receivables was as follows:

| | 2016 RMB million | 2015 RMB million |
|-----------------|---------------------|---------------------|
| Past due: | | |
| Within 90 days | 167 | 213 |
| 91 to 180 days | 30 | 28 |
| 181 to 365 days | 70 | 26 |
| | 267 | 267 |

Notes to the Financial Statements

(Prepared in accordance with International Financial Reporting Standards)

31 December 2016

27. Trade and Notes Receivables (continued)

Movements in the Group's provision for impairment of trade and notes receivables were as follows:

| | 2016 RMB million | 2015 RMB million |
|--|---------------------|---------------------|
| At 1 January | 216 | 206 |
| Receivables written off during the year as uncollectible | (100) | (2) |
| (Reversal of)/impairment of losses recognised | (1) | 12 |
| At 31 December | 115 | 216 |

Included in the above provision for impairment of trade and notes receivables is a provision for individually impaired trade receivables of RMB66 million (2015: RMB156 million) with a carrying amount before provision of RMB66 million (2015: RMB156 million).

The remaining impaired trade and notes receivables of RMB258 million as at 31 December 2016 relate to customers that were in financial difficulties or were in default in interest and/or principal payments and only a portion of the receivables is expected to be recovered.

The net impacts of creation and release of provisions for impaired receivables have been included in "Impairment charges" in profit or loss (Note 10). Amounts charged to the allowance account are generally written off when there is no expectation of recovering additional cash.

28. Prepayments and Other Receivables

| | 2016 RMB million | 2015 RMB million |
|---|---------------------|---------------------|
| Value added tax recoverable | 1,746 | 2,226 |
| Prepaid corporate income tax | 283 | 413 |
| Advance to suppliers | 2,327 | 379 |
| Prepaid aircraft operating lease rentals | 382 | 346 |
| Dividend receivable | – | 22 |
| Rebate receivables on aircraft acquisitions | 1,489 | 1,610 |
| Rental deposits | 233 | 278 |
| Amounts due from related parties (Note 47(c)(i)) | 616 | 139 |
| Deposits relating to aircraft held under operating leases | 140 | 145 |
| Others | 2,215 | 3,127 |
| Subtotal | 9,431 | 8,685 |
| Provision for impairment of other receivables | (200) | (239) |
| | 9,231 | 8,446 |

Notes to the Financial Statements

(Prepared in accordance with International Financial Reporting Standards)
31 December 2016

29. Restricted Bank Deposits and Short-Term Bank Deposits

| | 2016 RMB million | 2015 RMB million |
|--|---------------------|---------------------|
| Bank deposits with original maturity over a year | 3 | 2 |
| Restricted bank deposits | 40 | 33 |
| | 43 | 35 |

30. Cash and Cash Equivalents

| | 2016 RMB million | 2015 RMB million |
|---------------|---------------------|---------------------|
| Cash | 3 | 5 |
| Bank balances | 1,692 | 9,075 |
| | 1,695 | 9,080 |

At the end of the reporting period, the cash and cash equivalents balances of the Group denominated in RMB amounted to RMB814 million (2015: RMB1,013 million). The RMB is not freely convertible into other currencies, however, under Mainland China's Foreign Exchange Control Regulations and Administration of Settlement, Sale and Payment of Foreign Exchange Regulations, the Group is permitted to exchange RMB for other currencies through banks authorised to conduct foreign exchange business.

Cash at banks earns interest at floating rates based on daily bank deposit rates. The bank balances are deposited with creditworthy banks and financial institutions with no recent history of default.

Notes to the Financial Statements

(Prepared in accordance with International Financial Reporting Standards)

31 December 2016

31. Trade and Bills Payables

An aged analysis of the trade and bills payables as at the end of the reporting period was as follows:

| | 2016 RMB million | 2015 RMB million |
|-----------------|---------------------|---------------------|
| Within 90 days | 2,994 | 2,060 |
| 91 to 180 days | 57 | 348 |
| 181 to 365 days | 83 | 461 |
| 1 to 2 years | 77 | 414 |
| Over 2 years | 165 | 429 |
| | 3,376 | 3,712 |

As at 31 December 2016, trade and bills payable balances included amounts due to related parties of RMB214 million (2015: RMB897 million) (Note 47(c)(ii)).

As at 31 December 2016, bills payable amounted to RMB1,120 million (2015: 800 million).

32. Other Payables and Accruals

| | 2016 RMB million | 2015 RMB million |
|---|---------------------|---------------------|
| Salaries, wages and benefits | 3,662 | 3,602 |
| Take-off and landing charges | 2,323 | 2,302 |
| Fuel cost | 1,774 | 878 |
| Expenses related to aircraft overhaul conducted | 1,253 | 1,703 |
| Advance from customers | 966 | 1,059 |
| Duties and levies payable | 1,507 | 2,077 |
| Other accrued operating expenses | 1,561 | 2,255 |
| Deposits received from ticket sales agents | 764 | 841 |
| Current portion of other long-term liabilities (Note 36) | 635 | 515 |
| Staff housing allowance | 363 | 420 |
| Amounts due to related parties (Note 47(c)(ii)) | 2,166 | 1,305 |
| Current portion of post-retirement benefit obligations (Note 37(c)) | 173 | 181 |
| Others | 3,103 | 1,919 |
| | 20,250 | 19,057 |

Notes to the Financial Statements

(Prepared in accordance with International Financial Reporting Standards)
31 December 2016

33. Obligations Under Finance Leases

As at 31 December 2016, the Group had 226 aircraft (2015: 213 aircraft) under finance leases. Under the terms of the leases, the Group has the option to purchase, at or near the end of the lease terms, certain aircraft at either fair market value or a percentage of the respective lessors' defined cost of the aircraft. The obligations under finance leases are principally denominated in US dollars.

The future minimum lease payments (including interest), and the present value of the minimum lease payments under finance leases were as follows:

| | Minimum lease payments 2016 RMB million | Present values of minimum lease payments 2016 RMB million | Minimum lease payments 2015 RMB million | Present values of minimum lease payments 2015 RMB million |
|--|---|---|---|---|
| Within one year | 8,123 | 6,447 | 7,377 | 6,109 |
| In the second year | 7,526 | 6,054 | 7,101 | 5,942 |
| In the third to fifth years, inclusive | 21,905 | 18,415 | 19,183 | 16,679 |
| After the fifth year | 33,277 | 30,125 | 25,167 | 23,669 |
| Total | 70,831 | 61,041 | 58,828 | 52,399 |
| Less: amount repayable within one year | (8,123) | (6,447) | (7,377) | (6,109) |
| Long-term portion | 62,708 | 54,594 | 51,451 | 46,290 |

Notes to the Financial Statements

(Prepared in accordance with International Financial Reporting Standards)

31 December 2016

34. Borrowings

| | 2016 RMB million | 2015 RMB million |
|--|---------------------|---------------------|
| Non-current | | |
| Long-term bank borrowings | | |
| – secured (Note (a)) | 7,169 | 14,766 |
| – unsecured | 3,435 | 5,642 |
| Guaranteed bonds (Note (b)) | 8,476 | 8,090 |
| Unsecured bonds (Note (b)) | 8,810 | – |
| | 27,890 | 28,498 |
| Current | | |
| Current portion of long-term bank borrowings | | |
| – secured (Note (a)) | 1,724 | 2,609 |
| – unsecured | 135 | 10,369 |
| Short-term bank borrowings | | |
| – unsecured | 9,983 | 7,537 |
| Short-term debentures (Note (c)) | 17,000 | 15,500 |
| Guaranteed bonds (Note (b)) | – | 2,199 |
| | 28,842 | 38,214 |
| Total borrowings | 56,732 | 66,712 |
| The borrowings are repayable as follows: | | |
| Within one year | 28,842 | 38,214 |
| In the second year | 4,833 | 10,306 |
| In the third to fifth years inclusive | 13,281 | 8,224 |
| After the fifth year | 9,776 | 9,968 |
| Total borrowings | 56,732 | 66,712 |

Notes:

- (a) As at 31 December 2016, the secured bank borrowings of the Group were pledged by the related aircraft and buildings with an aggregate carrying amount of RMB17,559 million (2015: RMB29,147 million) (Note 18).

Notes to the Financial Statements

(Prepared in accordance with International Financial Reporting Standards)
31 December 2016

34. Borrowings (continued)

Notes: (continued)

- (b) On 18 March 2013, the Company issued ten-year guaranteed bonds with a principal amount of RMB4.8 billion, at an issue price equal to the face value of the bonds. The bonds bear interest at the rate of 5.05% per annum, which are payable annually. The principal of the bonds will mature and be repayable on 18 March 2023. CEA Holding has unconditionally and irrevocably guaranteed the due payment and performance of the above bonds (Note 47(d)).

On 15 June 2016, the Company issued three-year medium-term bonds with a principal amount of RMB3 billion, at an issue price equal to the face value of the bonds. The bonds bear interest at the rate of 3.15% per annum, which are payable annually. The principal of the bonds will mature and become repayable on 15 June 2019.

On 14 July 2016, the Company issued five-year medium-term bonds with a principal amount of RMB4 billion, at an issue price equal to the face value of the bonds. The bonds bear interest at the rate of 3.39% per annum, which are payable annually. The principal of the bonds will mature and become repayable on 14 July 2021.

On 20 July 2016, the Company issued three-year medium-term bonds with a principal amount of RMB1.5 billion, at an issue price equal to the face value of the bonds. The bonds bear interest at the rate of 3.00% per annum, which are payable annually. The principal of the bonds will mature and become repayable on 20 July 2019.

On 28 September 2016, the Company issued three-year guaranteed notes with a principal amount of KRW120 billion, at an issue price equal to the face value of the bonds. The bonds bear interest at the rate of 2.05% per annum, which are payable semi-annually. The principal of the bonds will mature and become repayable on 28 September 2019. Korean Development Bank has unconditionally and irrevocably guaranteed the due payment and performance of the above bonds.

On 28 September 2016, the Company issued three-year notes with a principal amount of KRW55 billion, at an issue price equal to the face value of the bonds. The bonds bear interest at the rate of 2.85% per annum, which are payable semi-annually. The principal of the bonds will mature and become repayable on 28 September 2019.

On 24 October 2016, the Company issued ten-year corporate bonds with a total principal amount of RMB3 billion, of which bonds of RMB1.5 billion bear interest at the rate of 3.03% per annum and the remaining bonds of RMB1.5 billion bear interest at the rate of 3.30% per annum. The bonds are payable annually. The principal of the bonds will mature and become repayable on 24 October 2026. CEA Holding has unconditionally and irrevocably guaranteed the due payment and performance of the above bonds (Note 47(d)).

- (c) On 20 April 2016, the Company issued short-term debentures with a principal of RMB3 billion and maturity of 270 days. The debentures bear interest at the rate of 2.80% per annum.

On 8 June 2016, the Company issued short-term debentures with a principal of RMB2 billion and maturity of 270 days. The debentures bear interest at the rate of 2.80% per annum.

On 21 September 2016, the Company issued short-term debentures with a principal of RMB3 billion and maturity of 270 days. The debentures bear interest at the rate of 2.58% per annum.

On 20 October 2016, the Company issued short-term debentures with a principal of RMB3 billion and maturity of 270 days. The debentures bear interest at the rate of 2.50% per annum.

On 2 November 2016, the Company issued short-term debentures with a principal of RMB2 billion and maturity of 176 days. The debentures bear interest at the rate of 2.81% per annum.

On 8 November 2016, the Company issued short-term debentures with a principal of RMB2 billion and maturity of 178 days. The debentures bear interest at the rate of 2.81% per annum.

On 10 November 2016, the Company issued short-term debentures with a principal of RMB2 billion and maturity of 180 days. The debentures bear interest at the rate of 2.81% per annum.

Notes to the Financial Statements

(Prepared in accordance with International Financial Reporting Standards)

31 December 2016

34. Borrowings (continued)

The terms of the long-term borrowings were summarised as follows:

| Interest rate and final maturities | | 2016 | 2015 |
|------------------------------------|---|-------------|-------------|
| | | RMB million | RMB million |
| Long-term bank borrowings | | | |
| RMB denominated | interest rates ranging from 3.40% to 4.41% with final maturities through 2021 (2015: 5.75% to 5.90%) | 3,278 | 280 |
| USD denominated | interest rates ranging from 6 month libor +0.75% to 6 months libor +3.75% with final maturities through 2025 (2015: 6 months libor +0.50% to 6 months libor +3.75%) | 4,970 | 33,106 |
| EUR denominated | interest rates at 3 months Euribor+0.5% with final maturities through 2026 (2015:Nil) | 4,215 | – |
| Guaranteed bonds | | | |
| RMB denominated | interest rates ranging from 3.03% to 5.05% with final maturities through 2026 (2015: 3.88% to 5.05%) | 7,792 | 10,289 |
| KRW denominated | interest rate at 2.05% with final maturities through 2019 (2015:nil) | 684 | – |
| Unsecured bonds | | | |
| RMB denominated | interest rates ranging from 3.00% to 3.39% with final maturities through 2021 (2015:Nil) | 8,500 | – |
| KRW denominated | interest rate at 2.85% with final maturities through 2019 (2015:Nil) | 310 | – |
| Total long term borrowings | | 29,749 | 43,675 |

Short-term borrowings of the Group are repayable within one year. As at 31 December 2016, the interest rates relating to such borrowings ranged from 1.49% to 4.35% per annum (2015: 1.49% to 3.48% per annum).

Notes to the Financial Statements

(Prepared in accordance with International Financial Reporting Standards)
31 December 2016

35. Provision for Return Condition Checks for Aircraft Under Operating Leases

| | 2016 RMB million | 2015 RMB million |
|-----------------------|---------------------|---------------------|
| At 1 January | 3,503 | 3,884 |
| Accrual | 1,010 | 968 |
| Utilisation | (843) | (1,349) |
| At 31 December | 3,670 | 3,503 |
| Less: current portion | (1,175) | (1,281) |
| Long-term portion | 2,495 | 2,222 |

In respect of aircraft and engines under operating leases, the Group has obligations to fulfil certain return conditions under the leases. The balance as at 31 December 2016 and 2015 represented the provision for the estimated cost of these return condition checks which is made on a straight-line basis over the term of the leases.

36. Other Long-Term Liabilities

| | 2016 RMB million | 2015 RMB million |
|---|---------------------|---------------------|
| Fair value of unredeemed points awarded under the Group's frequent flyer programmes | 1,750 | 1,739 |
| Long-term duties and levies payable relating to finance leases | 1,608 | 1,713 |
| Other long-term payables | 1,151 | 1,053 |
| | 4,509 | 4,505 |
| Less: current portion included in other payables and accrued expenses (Note 32) | (635) | (515) |
| Long-term portion | 3,874 | 3,990 |

37. Pension, Medical Insurance and Post-Retirement Benefits

(a) Pension

The group companies participate in defined contribution retirement schemes organised by municipal governments of various provinces in which the group companies operate. Substantially all of the Group's PRC employees are eligible to participate in this defined contribution retirement schemes. In addition, the group companies implemented an additional defined contribution retirement pension scheme for eligible employees since 2014. For the year ended 31 December 2016, the Group's pension costs charged to profit or loss amounted to RMB1,769 million (2015: RMB1,479 million).

(b) Medical insurance

Majority of the Group's PRC employees participate in the medical insurance schemes organised by municipal governments. For the year ended 31 December 2016, the Group's medical insurance contributions charged to profit or loss amounted to RMB606 million (2015: RMB563 million).

Notes to the Financial Statements

(Prepared in accordance with International Financial Reporting Standards)

31 December 2016

37. Pension, Medical Insurance and Post-Retirement Benefits (continued)

(c) Post-retirement benefits

In addition to the above schemes, the Group provides eligible retirees with other post-retirement benefits, including retirement subsidies, transportation allowance as well as other welfare. The expected cost of providing these post-retirement benefits is actuarially determined and recognised by using the projected unit credit method, which involves a number of assumptions and estimates, including inflation rate, discount rate and etc.

The plan is exposed to interest rate risk and the risk of changes in the life expectancy for pensioners.

The most recent actuarial valuation of the post-retirement benefit obligations was carried out at 31 December 2016 with assistance from a third party consultant using the projected unit credit actuarial valuation method.

The post-retirement benefit obligations recognised in the consolidated statement of financial position are as follows:

| | 2016 RMB million | 2015 RMB million |
|-------------------------------------|---------------------|---------------------|
| Post-retirement benefit obligations | 3,063 | 2,750 |
| Less: current portion | (173) | (181) |
| Long-term portion | 2,890 | 2,569 |

The principal actuarial assumptions utilised as at the end of the reporting period are as follows:

| | 2016 | 2015 |
|--|---|---|
| Discount rates for post-retirement benefits | 3.50% | 3.30% |
| Mortality rate | China Insurance Life Mortality Table (2010-2013). CL5 for Male and CL6 for Female | China Insurance Life Mortality Table (2000-2003). CL3 for Male and CL4 for Female |
| Annual increase rate of post-retirement medical expenses | 6.50% | 6.50% |
| Inflation rate of pension benefits | 2.50% | 2.50% |

Notes to the Financial Statements

(Prepared in accordance with International Financial Reporting Standards)
31 December 2016

37. Pension, Medical Insurance and Post-Retirement Benefits (continued)

(c) Post-retirement benefits (continued)

A quantitative sensitivity analysis for significant assumptions at the end of the reporting period is shown below:

| | Increase in rate % | Increase/ (decrease) in post-retirement benefit obligation RMB million | Decrease in rate % | Increase/ (decrease) in post-retirement benefit obligation RMB million |
|--|-----------------------|--|-----------------------|--|
| 2016 | | | | |
| Discount rate for post-retirement benefits | 0.25 | (95) | 0.25 | 100 |
| Annual increase rate of pension benefits | 1.00 | 325 | 1.00 | (275) |
| Annual increase rate of medical expenses | 1.00 | 46 | 1.00 | (38) |
| 2015 | | | | |
| Discount rate for post-retirement benefits | 0.25 | (86) | 0.25 | 90 |
| Annual increase rate of pension benefits | 1.00 | 292 | 1.00 | (247) |
| Annual increase rate of medical expenses | 1.00 | 41 | 1.00 | (34) |

The sensitivity analyses above have been determined based on a method that extrapolates the impact on net post-retirement benefit obligations as a result of reasonable changes in key assumptions occurring at the end of the reporting period.

Expected contributions to be made in the future years out of the post-retirement benefit obligations were as follows:

| | 2016 RMB million | 2015 RMB million |
|---------------------------|---------------------|---------------------|
| Within the next 12 months | 173 | 181 |
| Between 2 and 5 years | 706 | 662 |
| Between 5 and 10 years | 894 | 831 |
| Over 10 years | 3,342 | 2,739 |
| Total expected payments | 5,115 | 4,413 |

The average duration of the post-retirement benefit obligations at the end of 2016 was 13 years and a half. (2015: 13 years).

Notes to the Financial Statements

(Prepared in accordance with International Financial Reporting Standards)

31 December 2016

37. Pension, Medical Insurance and Post-Retirement Benefits (continued)

(c) Post-retirement benefits (continued)

The movements in the post-retirement benefit obligations were as follows:

2016

| | Pension cost charged to profit or loss | | | | Remeasurement (gains)/losses in other comprehensive income | | | | | |
|---|--|-----------------|-----------------|---|--|--|---------------------------|--|--------------------|---------------------|
| | 1 January 2016 | Service cost | Net interest | Sub-total included in profit or loss | Actuarial changes arising from changes in financial assumptions | Actuarial changes arising from changes in demographic assumptions | Experience adjustments | Sub-total included in other comprehensive income | Benefit settled | 31 December 2016 |
| | RMB million | RMB million | RMB million | RMB million | RMB million | RMB million | RMB million | RMB million | RMB million | RMB million |
| Defined benefit obligations/ benefit liability | 2,750 | - | 88 | 88 | (80) | 373 | 117 | 410 | (185) | 3,063 |

2015

| | Pension cost charged to profit or loss | | | | Remeasurement (gains)/losses in other comprehensive income | | | | | |
|---|--|-----------------|-----------------|---|--|--|---------------------------|--|--------------------|---------------------|
| | 1 January 2015 | Service cost | Net interest | Sub-total included in profit or loss | Actuarial changes arising from changes in financial assumptions | Actuarial changes arising from changes in demographic assumptions | Experience adjustments | Sub-total included in other comprehensive income | Benefit settled | 31 December 2015 |
| | RMB million | RMB million | RMB million | RMB million | RMB million | RMB million | RMB million | RMB million | RMB million | RMB million |
| Defined benefit obligations/ benefit liability | 3,032 | - | 114 | 114 | - | 56 | (252) | (196) | (200) | 2,750 |

38. Deferred Taxation

Deferred tax assets and liabilities are offset when there is a legally enforceable right of offsetting and when the deferred income taxes relate to the same authority. The following amounts, determined after appropriate offsetting, are shown in the consolidated statement of financial position:

| | 2016 RMB million | 2015 RMB million |
|---------------------------------------|---------------------|---------------------|
| Deferred tax assets | 79 | 243 |
| Deferred tax liabilities | (86) | (8) |
| Net deferred tax (liabilities)/assets | (7) | 235 |

Notes to the Financial Statements

(Prepared in accordance with International Financial Reporting Standards)
31 December 2016

38. Deferred Taxation (continued)

Movements in the net deferred tax (liabilities)/assets were as follows:

| | 2016 RMB million | 2015 RMB million |
|--|---------------------|---------------------|
| At 1 January | 235 | 144 |
| (Charged)/credited to profit or loss (Note 14) | (146) | 113 |
| Charged to other comprehensive income | (96) | (22) |
| At 31 December | (7) | 235 |

The deferred tax assets and liabilities (prior to the offsetting of balances within the same tax jurisdiction) were made up of the taxation effects of the following:

| | 2016 RMB million | 2015 RMB million |
|--|---------------------|---------------------|
| Deferred tax assets: | | |
| Impairment provision for obsolete flight equipment spare parts | 22 | 43 |
| Impairment provision for receivables | 70 | 80 |
| Impairment provision for property, plant and equipment | 11 | 26 |
| Derivative financial instruments | 15 | 25 |
| Impairment provision for available-for-sale investments | 25 | 25 |
| Other payables and accruals | 88 | 89 |
| Tax losses | – | 133 |
| Aged payables | 7 | – |
| | 238 | 421 |
| Deferred tax liabilities: | | |
| Depreciation and amortisation | (85) | (136) |
| Available-for-sale investments | (123) | (39) |
| Derivative financial instruments | (37) | (11) |
| | (245) | (186) |
| | (7) | 235 |

Notes to the Financial Statements

(Prepared in accordance with International Financial Reporting Standards)

31 December 2016

38. Deferred Taxation (continued)

Movements in the net deferred tax assets/(liabilities) of the Group for the year were as follows:

| | At the beginning of the year RMB million | (Charged)/ credited to profit or loss RMB million | (Charged)/ credited to other comprehensive income RMB million | At the end of the year RMB million |
|---|---|--|--|--|
| For the year ended 31 December 2016 | | | | |
| Impairment provision for flight equipment spare parts | 43 | (21) | – | 22 |
| Impairment provision for receivables | 80 | (10) | – | 70 |
| Impairment provision for property, plant and equipment | 26 | (15) | – | 11 |
| Derivative financial instruments Impairment provision | 25 | – | (10) | 15 |
| for available-for-sale investments | 25 | – | – | 25 |
| Other payables and accruals | 89 | (1) | – | 88 |
| Tax losses | 133 | (133) | – | – |
| Aged payables | – | 7 | – | 7 |
| | 421 | (173) | (10) | 238 |
| Depreciation and amortisation | (136) | 51 | – | (85) |
| Available-for-sale investments | (39) | (24) | (60) | (123) |
| Derivative financial instruments | (11) | – | (26) | (37) |
| | (186) | 27 | (86) | (245) |
| Net deferred tax assets/(liabilities) | 235 | (146) | (96) | (7) |

Notes to the Financial Statements

(Prepared in accordance with International Financial Reporting Standards)
31 December 2016

38. Deferred Taxation (continued)

| | At the beginning of the year RMB million | (Charged)/ credited to profit or loss RMB million | (Charged)/ credited to other comprehensive income RMB million | At the end of the year RMB million |
|--|---|--|--|---------------------------------------|
| For the year ended 31 December 2015 | | | | |
| Impairment provision for flight equipment spare parts | 32 | 11 | – | 43 |
| Impairment provision for receivables | 23 | 57 | – | 80 |
| Impairment provision for property, plant and equipment | 23 | 3 | – | 26 |
| Derivative financial instruments impairment provision | 9 | (7) | 23 | 25 |
| for available-for-sale investments | – | 25 | – | 25 |
| Other payables and accruals | 183 | (94) | – | 89 |
| Tax losses | 96 | 37 | – | 133 |
| | 366 | 32 | 23 | 421 |
| Depreciation and amortisation | (208) | 72 | – | (136) |
| Available-for-sale investments | (5) | – | (34) | (39) |
| Derivative financial instruments | (9) | 9 | (11) | (11) |
| | (222) | 81 | (45) | (186) |
| Net deferred tax assets | 144 | 113 | (22) | 235 |

As at the reporting date, the Group had the following balances in respect of which deferred tax assets have not been recognised:

| | 2016 | | 2015 | |
|--|----------------------------------|--------------------------------------|----------------------------------|--------------------------------------|
| | Deferred taxation RMB million | Temporary differences RMB million | Deferred taxation RMB million | Temporary differences RMB million |
| Tax losses carried forward | 409 | 1,637 | 489 | 1,956 |
| Other deductible temporary differences | 32 | 128 | 49 | 195 |
| Total unrecognised deferred tax assets | 441 | 1,765 | 538 | 2,151 |

In accordance with the PRC tax law, tax losses can be carried forward, for a period of five years, to offset against future taxable income. The Group's tax losses carried forward will expire between 2017 and 2021.

As at 31 December 2016, management carried out an assessment to determine whether future taxable profits will be available to utilise the tax losses and deductible temporary differences. As there are still uncertainties around the Group's future operating results, such as future fuel prices and market competition, management assessed that for certain subsidiaries there are significant uncertainties that future taxable profits will be available and the deferred tax assets arising from aforementioned tax losses and deductible temporary differences were not recognised.

Notes to the Financial Statements

(Prepared in accordance with International Financial Reporting Standards)

31 December 2016

39. Derivative Financial Instruments

| | Assets | | Liabilities | |
|---|---------------------|---------------------|---------------------|---------------------|
| | 2016 RMB million | 2015 RMB million | 2016 RMB million | 2015 RMB million |
| At 31 December | | | | |
| Interest rate swaps (Note (a)) | 137 | 22 | 47 | 101 |
| Forward foreign exchange contracts (Note (b)) | 11 | 16 | 11 | – |
| Cross currency swap (Note (c)) | – | 7 | – | – |
| Total | 148 | 45 | 58 | 101 |
| Less: current portion | | | | |
| – Interest rate swaps | – | – | – | (4) |
| – Forward foreign exchange contracts | (11) | – | (11) | – |
| | (11) | – | (11) | (4) |
| Non-current portion | 137 | 45 | 47 | 97 |

Notes:

(a) Interest rate swaps

The Group uses interest rate swaps to reduce the risk of changes in market interest rates (Note 3). The interest rate swaps entered into by the Group for swapping floating interest rates, usually referenced to LIBOR, into fixed rates are accounted for as cash flow hedges. Other interest rate swaps are accounted for as fair value hedges. As at 31 December 2016, the notional amount of the outstanding interest rate swap agreements was approximately USD1,636 million (2015: USD1,466 million). These agreements will expire between 2018 and 2025.

Realised and unrealised gains and losses arising from the valuation of these interest rate swaps have been dealt with in the consolidated statement of profit or loss and other comprehensive income as follows:

| | 2016 RMB million | 2015 RMB million |
|--|---------------------|---------------------|
| Realised losses (recorded in finance costs) | (122) | (134) |
| Unrealised mark to market gains | | |
| – cash flow hedges (recognised in other comprehensive income) | 166 | 2 |
| – fair value hedges (recognised in gain on fair value changes of derivative financial instruments) | 2 | 6 |
| | 46 | (126) |

Notes to the Financial Statements

(Prepared in accordance with International Financial Reporting Standards)
31 December 2016

39. Derivative Financial Instruments (continued)

Notes: (continued)

(b) Forward foreign exchange contracts

The Group uses foreign exchange forward contracts to reduce the risk of changes in currency exchange rates in respect of ticket sales and expenses denominated in foreign currencies (Note 3). The Group's foreign exchange forward contracts for selling foreign currency (i.e., JPY) and purchasing USD at fixed exchange rates are accounted for as cash flow hedges. As at 31 December 2016, the notional amount of the outstanding currency forward contracts was approximately USD440 million (2015: USD12 million), which will expire in 2017.

Realised and unrealised gains and losses arising from the valuation of these contracts have been dealt with in the consolidated statement of profit or loss and other comprehensive income as follows:

| | 2016 RMB million | 2015 RMB million |
|---|---------------------|---------------------|
| Realised gains (recorded in finance costs) | 5 | 15 |
| Unrealised mark to market losses – cash flow hedges (recognised in other comprehensive income) | (16) | (11) |
| | (11) | 4 |

(c) Cross currency swap

The Group uses cross currency swap to reduce the risk of changes in currency exchange rates and market interest rates. The cross currency swap entered into by the Group for swapping US dollars floating interest rates (LIBOR) into Euro floating interest rates (EURIBOR), is accounted for as a cash flow hedge. As at 31 December 2016, there were no outstanding cross currency swap (2015:USD38 million).

Realised and unrealised gain and loss arising from the valuation of the contract has been dealt with in the consolidated statement of profit or loss and other comprehensive income as follows:

| | 2016 RMB million | 2015 RMB million |
|--|---------------------|---------------------|
| Realised gains (recorded in finance costs) | 5 | – |
| Unrealised mark to market gains/(losses) – cash flow hedge (recognised in other comprehensive income) | (7) | 7 |
| | (2) | 7 |

Notes to the Financial Statements

(Prepared in accordance with International Financial Reporting Standards)

31 December 2016

40. Financial Instruments by Category

| 2016 | Loans and receivables RMB million | Assets at fair value through profit or loss RMB million | Derivatives used for hedging RMB million | Available for sale RMB million | Total RMB million |
|--|---|---|---|--------------------------------------|----------------------|
| Financial assets | | | | | |
| Available-for-sale investments | – | – | – | 645 | 645 |
| Derivative financial instruments | – | – | 148 | – | 148 |
| Trade and notes receivables | 2,660 | – | – | – | 2,660 |
| Other receivables | 2,937 | – | – | – | 2,937 |
| Restricted bank deposits and short-term bank deposits | 43 | – | – | – | 43 |
| Cash and cash equivalents | 1,695 | – | – | – | 1,695 |
| Other non-current assets | 285 | – | – | – | 285 |
| Total | 7,620 | – | 148 | 645 | 8,413 |

| 2016 | Liabilities at fair value through profit or loss RMB million | Derivatives used for hedging RMB million | Loans and borrowings RMB million | Total RMB million |
|----------------------------------|--|---|--|----------------------|
| Financial liabilities | | | | |
| Borrowings | – | – | 56,732 | 56,732 |
| Obligations under finance leases | – | – | 61,041 | 61,041 |
| Derivative financial instruments | – | 58 | – | 58 |
| Trade and bills payables | – | – | 3,376 | 3,376 |
| Other payables | – | – | 12,942 | 12,942 |
| Total | – | 58 | 134,091 | 134,149 |

Notes to the Financial Statements

(Prepared in accordance with International Financial Reporting Standards)
31 December 2016

40. Financial Instruments by Category (continued)

| 2015 | Loans and receivables RMB million | Assets at fair value through profit or loss RMB million | Derivatives used for hedging RMB million | Available for sale RMB million | Total RMB million |
|--|--|---|---|--------------------------------------|----------------------|
| Financial assets | | | | | |
| Available-for-sale investments | – | – | – | 452 | 452 |
| Derivative financial instruments | – | – | 45 | – | 45 |
| Trade and notes receivables | 2,867 | – | – | – | 2,867 |
| Other receivables | 3,438 | – | – | – | 3,438 |
| Restricted bank deposits and short-term bank deposits | 35 | – | – | – | 35 |
| Cash and cash equivalents | 9,080 | – | – | – | 9,080 |
| Other non-current assets | 338 | – | – | – | 338 |
| Total | 15,758 | – | 45 | 452 | 16,255 |
| Financial liabilities | | | | | |
| 2015 | Liabilities at fair value through profit or loss RMB million | Derivatives used for hedging RMB million | Loans and borrowings RMB million | Total RMB million | |
| Borrowings | – | – | 66,712 | 66,712 | |
| Obligations under finance leases | – | – | 52,399 | 52,399 | |
| Derivative financial instruments | 2 | 99 | – | 101 | |
| Trade and bills payables | – | – | 3,712 | 3,712 | |
| Other payables | – | – | 11,721 | 11,721 | |
| Total | 2 | 99 | 134,544 | 134,645 | |

Notes to the Financial Statements

(Prepared in accordance with International Financial Reporting Standards)

31 December 2016

41. Share Capital

| | 2016 RMB million | 2015 RMB million |
|---|---------------------|---------------------|
| Registered, issued and fully paid of RMB1.00 each | | |
| A shares listed on The Shanghai Stock Exchange ("A Shares") | 9,808 | 8,481 |
| – Tradable shares held by CEA Holding with trading moratorium | – | 242 |
| – Tradable shares held by CES Finance Holding Co., Limited with trading moratorium | – | 457 |
| – Tradable shares held by Shanghai Licheng Information Technology Consulting Co., Limited with trading moratorium | 466 | – |
| – Tradable shares held by China National Aviation Fuel Holding Company with trading moratorium | 466 | – |
| – Tradable shares held by China COSCO Shipping Corporation Limited with trading moratorium | 233 | – |
| – Tradable shares held by Caitong Fund Management Co., Limited with trading moratorium | 162 | – |
| – Tradable shares without trading moratorium | 8,481 | 7,782 |
| H shares listed on The Stock Exchange of Hong Kong Limited ("H Shares") | 4,659 | 4,659 |
| – Tradable shares held by CES Global Holdings (Hong Kong) Limited with trading moratorium | – | 699 |
| – Tradable shares without trading moratorium | 4,659 | 3,960 |
| | 14,467 | 13,140 |

Pursuant to articles 49 and 50 of the Company's articles of association, both the listed A shares and listed H shares are registered ordinary shares and carry equal rights.

A summary of movements in the Company's share capital is as follows:

| | Number of shares in issue |
|---------------------|------------------------------|
| At 1 January 2016 | 13,140 |
| Issue of shares | 1,327 |
| At 31 December 2016 | 14,467 |

Notes to the Financial Statements

(Prepared in accordance with International Financial Reporting Standards)
31 December 2016

42. Reserves

| | Share premium | Capital reserve (Note (a)) | Hedging reserve | Statutory reserve (Note (b)) | Other reserves | Retained profits | Total |
|--|------------------|----------------------------------|--------------------|------------------------------------|-------------------|---------------------|-------------|
| | RMB million | RMB million | RMB million | RMB million | RMB million | RMB million | RMB million |
| At 1 January 2015 | 20,190 | (778) | (61) | – | (2,866) | 815 | 17,300 |
| Unrealised gains on cash flow hedges (Note 39) | – | – | 10 | – | – | – | 10 |
| Fair value movements in available-for-sale investments | – | – | – | – | 82 | – | 82 |
| Fair value changes of available-for-sale investments held by an associate | – | – | – | – | 7 | – | 7 |
| Actuarial gains on post-retirement benefit obligations | – | – | – | – | 198 | – | 198 |
| Acquisition of non-controlling interests | (252) | – | – | – | – | – | (252) |
| Transfer from retained profits | – | – | – | 184 | – | (184) | – |
| Issue of shares | 2,389 | – | – | – | – | – | 2,389 |
| Profit for the year | – | – | – | – | – | 4,537 | 4,537 |
| At 31 December 2015 | 22,327 | (778) | (51) | 184 | (2,579) | 5,168 | 24,271 |
| At 1 January 2016 | 22,327 | (778) | (51) | 184 | (2,579) | 5,168 | 24,271 |
| Unrealised gains on cash flow hedges (Note 39) | – | – | 107 | – | – | – | 107 |
| Fair value movements in available-for-sale investments | – | – | – | – | 36 | – | 36 |
| Fair value changes of available-for-sale investments held by an associate | – | – | – | – | (1) | – | (1) |
| Actuarial gains on post-retirement benefit obligations | – | – | – | – | (403) | – | (403) |
| Transfer from retained profits | – | – | – | 144 | – | (144) | – |
| Issue of shares | 7,213 | – | – | – | – | – | 7,213 |
| Profit for the year | – | – | – | – | – | 4,498 | 4,498 |
| Interim 2016 dividend | – | – | – | – | – | (738) | (738) |
| At 31 December 2016 | 29,540 | (778) | 56 | 328 | (2,947) | 8,784 | 34,983 |

Notes:

(a) Capital reserve

Capital reserve represents the difference between the fair value of the net assets injected and the nominal amount of the Company's share capital issued in respect of a group restructuring carried out in June 1996 for the purpose of the Company's listing.

(b) Reserve funds

According to the PRC Company Law, the Company is required to transfer a portion of the profits to the statutory reserve. The transfer to this reserve must be made before distribution of dividend to shareholders and when there are retained profits at the end of the financial year.

Notes to the Financial Statements

(Prepared in accordance with International Financial Reporting Standards)

31 December 2016

43. Disposal of a Subsidiary

| | 2016 RMB million | 2015 RMB million |
|----------------------------------|---------------------|---------------------|
| Net assets disposed of: | | |
| Cash and bank balances | – | 8 |
| Lease prepayments | – | 137 |
| Other payables and accruals | – | (137) |
| Gain on disposal of a subsidiary | – | 41 |
| | – | 49 |

| | 2016 RMB million | 2015 RMB million |
|---------------|---------------------|---------------------|
| Satisfied by: | | |
| Cash | – | 49 |

An analysis of the net inflow of cash and cash equivalents in respect of the disposal of a subsidiary is as follows:

| | 2016 RMB million | 2015 RMB million |
|--|---------------------|---------------------|
| Cash consideration | – | 49 |
| Cash and bank balances disposed of | – | (8) |
| Net inflow of cash and cash equivalents in respect of the disposal of a subsidiary | – | 41 |

Notes to the Financial Statements

(Prepared in accordance with International Financial Reporting Standards)
31 December 2016

44. Partly-owned Subsidiaries with Material Non-controlling Interests

Details of the Group's subsidiaries that have material non-controlling interests are set out below:

| | 2016 | 2015 |
|---|---------------------|---------------------|
| Percentage of equity interest held by non-controlling interests: | | |
| CEA Jiangsu | 37.44% | 37.44% |
| CEA Yunnan | 9.64% | 9.64% |
| CEA Wuhan | 40.00% | 40.00% |
| China Cargo | 17.00% | 17.00% |
| | | |
| | 2016 RMB million | 2015 RMB million |
| Profit for the year allocated to non-controlling interests: | | |
| CEA Jiangsu | 191 | 174 |
| CEA Yunnan | 75 | 120 |
| CEA Wuhan | 173 | 207 |
| China Cargo | 29 | 2 |
| | | |
| Dividends paid to non-controlling interests of CEA Jiangsu | 56 | 37 |
| | | |
| Accumulated balances of non-controlling interests at the reporting dates: | | |
| CEA Jiangsu | 1,236 | 1,104 |
| CEA Yunnan | 574 | 499 |
| CEA Wuhan | 1,249 | 1,074 |
| China Cargo | (105) | (132) |

Notes to the Financial Statements

(Prepared in accordance with International Financial Reporting Standards)

31 December 2016

44. Partly-owned Subsidiaries with Material Non-controlling Interests (continued)

The following tables illustrate the summarised financial information of the above subsidiaries. The amounts disclosed are before any inter-company eliminations:

| 2016 | CEA Jiangsu RMB million | CEA Yunnan RMB million | CEA Wuhan RMB million | China Cargo RMB million |
|--|----------------------------|---------------------------|--------------------------|----------------------------|
| Revenue | 7,298 | 9,054 | 3,706 | 3,770 |
| Total expenses | 6,787 | 8,280 | 3,273 | 3,598 |
| Profit for the year | 511 | 774 | 433 | 172 |
| Total comprehensive income for the year | 503 | 774 | 438 | 157 |
| Current assets | 1,260 | 990 | 79 | 1,595 |
| Non-current assets | 8,163 | 16,153 | 6,108 | 1,525 |
| Current liabilities | 1,971 | 3,056 | 1,216 | 2,834 |
| Non-current liabilities | 4,149 | 8,134 | 1,849 | 889 |
| Net cash flows from operating activities | 1,937 | 3,178 | (196) | 279 |
| Net cash flows (used in)/from investing activities | (675) | (1,098) | 428 | 11 |
| Net cash flows used in financing activities | (1,301) | (2,096) | (241) | (11) |
| Effect of foreign exchange rate changes, net | – | – | – | (1) |
| Net (decrease)/increase in cash and cash equivalents | (39) | (16) | (9) | 278 |
| 2015 | CEA Jiangsu RMB million | CEA Yunnan RMB million | CEA Wuhan RMB million | China Cargo RMB million |
| Revenue | 6,431 | 9,518 | 3,486 | 4,325 |
| Total expenses | 5,965 | 8,273 | 2,968 | 4,316 |
| Profit for the year | 466 | 1,245 | 518 | 9 |
| Total comprehensive income for the year | 469 | 1,245 | 521 | 12 |
| Current assets | 2,080 | 2,936 | 2,570 | 1,314 |
| Non-current assets | 8,149 | 14,880 | 3,412 | 1,724 |
| Current liabilities | 2,444 | 4,565 | 1,307 | 2,875 |
| Non-current liabilities | 4,836 | 8,073 | 1,991 | 923 |
| Net cash flows from operating activities | 574 | 2,293 | 257 | 702 |
| Net cash flows from/(used in) investing activities | 74 | (1,371) | (114) | (71) |
| Net cash flows used in financing activities | (617) | (934) | (145) | (668) |
| Effect of foreign exchange rate changes, net | 1 | 14 | – | 1 |
| Net increase/(decrease) in cash and cash equivalents | 32 | 2 | (2) | (36) |

Notes to the Financial Statements

(Prepared in accordance with International Financial Reporting Standards)
31 December 2016

45. Notes to the Statement of Consolidated Cash Flows

(a) Cash generated from operations

| | 2016 RMB million | 2015 RMB million |
|--|---------------------|---------------------|
| Profit before income tax | 6,497 | 5,667 |
| Adjustments for: | | |
| Depreciation of property, plant and equipment and amortisation of other non-current assets | 12,345 | 10,710 |
| Amortisation of intangible assets | 129 | 85 |
| Depreciation of investment properties | 11 | 4 |
| Amortisation of lease prepayments | 63 | 60 |
| Gains on disposal of property, plant and equipment | (74) | (377) |
| Gain on disposal of lease prepayments | (3) | (1) |
| Gain on disposal of investment in a subsidiary | – | (41) |
| Gain on disposal of investment in an associate | (12) | – |
| Gain on disposal of available-for-sale investments | (95) | (33) |
| Dividend income from available-for-sale investments | (28) | (13) |
| Share of results of associates | (148) | (126) |
| Share of results of joint ventures | (39) | (26) |
| Net foreign exchange losses | 3,246 | 5,480 |
| Gain on fair value changes of derivative financial instruments | (2) | (6) |
| Impairment charges | 29 | 228 |
| Interest income | (96) | (66) |
| Interest expense | 2,641 | 2,075 |
| Operating profit before working capital changes | 24,464 | 23,620 |
| Changes in working capital | | |
| Flight equipment spare parts | (202) | 117 |
| Trade and notes receivables | 208 | 985 |
| Prepayments and other receivables | (839) | (2,011) |
| Restricted bank deposits and short-term bank deposits | (8) | – |
| Sales in advance of carriage | 1,836 | 777 |
| Trade and bills payables | (336) | 1,629 |
| Other payables and accruals | 1,424 | (234) |
| Staff housing allowances | (57) | 105 |
| Other long-term liabilities | (883) | 1,164 |
| Post-retirement benefit obligations | 321 | (282) |
| Provision for return condition checks for aircraft under operating leases | 167 | (381) |
| Operating lease deposits | 59 | 46 |
| Cash generated from operations | 26,154 | 25,535 |

Notes to the Financial Statements

(Prepared in accordance with International Financial Reporting Standards)

31 December 2016

45. Notes to the Statement of Consolidated Cash Flows (continued)

(b) Major non-cash transactions

| | 2016 RMB million | 2015 RMB million |
|--|---------------------|---------------------|
| Finance lease obligations incurred for acquisition of aircraft | 8,838 | 21,887 |

46. Commitments

(a) Capital commitments

The Group had the following capital commitments:

| | 2016 RMB million | 2015 RMB million |
|---|---------------------|---------------------|
| Contracted for: | | |
| – Aircraft, engines and flight equipment (Note) | 123,019 | 106,666 |
| – Other property, plant and equipment | 9,550 | 3,923 |
| – Investments | 140 | – |
| | 132,709 | 110,589 |

Note:

Contracted expenditures for the above aircraft, engines and flight equipment, including deposits prior to delivery, subject to future inflation increase built into the contracts, were expected to be paid as follows:

| | 2016 RMB million | 2015 RMB million |
|--------------------|---------------------|---------------------|
| Within one year | 28,384 | 23,781 |
| In the second year | 32,306 | 26,642 |
| In the third year | 28,983 | 25,579 |
| In the fourth year | 18,334 | 18,793 |
| Over four years | 15,012 | 11,871 |
| | 123,019 | 106,666 |

The above capital commitments represent the future outflow of cash or other resources.

Notes to the Financial Statements

(Prepared in accordance with International Financial Reporting Standards)
31 December 2016

46. Commitments (continued)

(b) Operating lease commitments

As at the reporting date, the Group had commitments to pay future minimum lease rentals under operating leases as follows:

| | 2016 RMB million | 2015 RMB million |
|---|---------------------|---------------------|
| Aircraft, engines and flight equipment | | |
| Within one year | 3,814 | 4,308 |
| In the second year | 3,124 | 3,676 |
| In the third to fifth years, inclusive | 7,616 | 7,962 |
| After the fifth year | 7,605 | 8,977 |
| | 22,159 | 24,923 |
| Land and buildings | | |
| Within one year | 362 | 299 |
| In the second year | 225 | 219 |
| In the third to fifth years, inclusive | 411 | 410 |
| After the fifth year | 732 | 814 |
| | 1,730 | 1,742 |
| | 23,889 | 26,665 |

47. Related Party Transactions

The Group is controlled by CEA Holding, which directly owns 35.06% of the Company's shares as at 31 December 2016 (2015: 38.61%). In addition, through CES Global Holdings (Hong Kong) Limited and CES Finance Holding Co., Limited, two wholly-owned subsidiaries of CEA Holding, CEA Holding indirectly owns additional shares of the Company of approximately 18.15% and 3.16% respectively as at 31 December 2016 (2015: 19.99% and 3.48%).

The Company is a state-owned enterprise established in the PRC and is controlled by the PRC government, which also owns a significant portion of the productive assets in the PRC. In accordance with IAS 24 "Related Party Disclosures", government-related entities and their subsidiaries, directly or indirectly controlled, jointly controlled or significantly influenced by the PRC government are defined as related parties of the Group. On that basis, related parties include CEA Holding and its subsidiaries (other than the Group), other government-related entities and their subsidiaries ("Other State-owned Enterprises"), other entities and corporations over which the Company is able to control or exercise significant influence and key management personnel of the Company as well as their close family members.

For the purpose of the related party transaction disclosures, the directors of the Company believe that meaningful information in respect of related party transactions has been adequately disclosed.

Notes to the Financial Statements

(Prepared in accordance with International Financial Reporting Standards)

31 December 2016

47. Related Party Transactions (continued)

(a) Nature of related parties that do not control or controlled by the Group:

| Name of related party | Relationship with the Group |
|---|--|
| Eastern Air Finance Company | Associate of the Company |
| Eastern Import & Export and its subsidiaries (Eastern Import & Export*) | Associate of the Company |
| Shanghai P&W | Associate of the Company |
| Eastern Advertising | Associate of the Company |
| Jetstar Hong Kong | Associate of the Company |
| Collins Aviation | Associate of the Company |
| CAE Melbourne | Joint venture of the Company |
| Wheels & Brakes | Joint venture of the Company |
| Technologies Aerospace | Joint venture of the Company |
| China Kaiya | Joint venture of the Company |
| Shanghai Hute | Joint venture of the Company |
| CEA Development Co., Limited and its subsidiaries ("CEA Development") | Controlled by the same parent company |
| China Eastern Air Catering Investment Co., Limited and its subsidiaries ("Eastern Air Catering") | Controlled by the same parent company |
| CES International Financial Leasing Corporation Limited ("CES Lease Company") | Controlled by the same parent company |
| Shanghai Eastern Airlines Investment Co., Limited ("Eastern Investment") | Controlled by the same parent company |
| Beijing Eastern Airlines Investment Co., Limited ("Beijing Dongtou") | Controlled by the same parent company |
| TravelSky Technology Limited ("TravelSky") | A director and vice president of the Company is a director of Travelsky |

(b) Related party transactions

| Nature of transactions | Related party | Pricing policy decision | Income or receipts/ (expense or payments) | |
|--|--------------------------------|-------------------------------|--|---------------------|
| | | | 2016 RMB million | 2015 RMB million |
| Interest income on deposits | Eastern Air Finance Company | (iv) | 23 | 20 |
| Interest income on loans | Jetstar Hong Kong | (iv) | – | 1 |
| Interest expense on loans | Eastern Air Finance Company | (iv) | (10) | (11) |
| | CEA Holding | (iv) | (1) | – |
| Handling charges for purchase of aircraft, flight equipment, flight equipment spare parts, other property, plant and flight equipment and repairs for aircraft and engines* | Eastern Import & Export | (ii) | (105) | (119) |

Notes to the Financial Statements

(Prepared in accordance with International Financial Reporting Standards)
31 December 2016

47. Related Party Transactions (continued)

(b) Related party transactions (continued)

| Nature of transactions | Related party | Pricing policy decision | Income or receipts/ (expense or payments) | |
|---|-------------------------|-------------------------|--|---------------------|
| | | | 2016 RMB million | 2015 RMB million |
| Repairs and maintenance expense for aircraft and engines | Wheels & Brakes | (ii) | (176) | (137) |
| | Technologies Aerospace | (ii) | (252) | (193) |
| | Shanghai P&W | (ii) | (2,049) | (1,717) |
| | Shanghai Hute | (ii) | (84) | – |
| Supply of cabin cleaning services | Eastern Advertising | (ii) | (21) | – |
| Supply of logistics services | Eastern Import & Export | (ii) | (72) | – |
| Supply of system services | China Kaiya | (ii) | (79) | (45) |
| Supply of food and beverages* | Eastern Air Catering | (i) | (1,054) | (1,058) |
| | CEA Development | (i) | (51) | (38) |
| | Eastern Import & Export | (i) | (50) | (32) |
| Cargo handling income | Eastern Import & Export | (iii) | 15 | – |
| Advertising expense* | Eastern Advertising | (ii) | (36) | (24) |
| Media royalty fee | Eastern Advertising | (iii) | 17 | 26 |
| Automobile maintenance service, aircraft maintenance, providing transportation automobile and other products* | CEA Development | (ii) | (86) | (86) |
| Equipment maintenance fee | Collins Aviation | (ii) | (30) | (26) |
| | CEA Development | (ii) | (11) | (24) |
| Property management and green maintenance expenses* | CEA Development | (ii) | (59) | (52) |
| Supply of hotel accommodation service | CEA Development | (ii) | (91) | (39) |
| Land and building rental* | CEA Holding | (ii) | (54) | (52) |
| Disposal of a subsidiary | Eastern Investment | (v) | – | 49 |
| Payments on finance leases* | CES Lease Company | (ii) | (2,721) | (216) |
| Civil aviation information network services** | TravelSky | (ii) | (590) | (454) |
| Flight training fee | CAE Melbourne | (ii) | (68) | – |

Notes to the Financial Statements

(Prepared in accordance with International Financial Reporting Standards)

31 December 2016

47. Related Party Transactions (continued)

(b) Related party transactions (continued)

- (i) The Group's pricing policies on products purchased from related parties are mutually agreed between contract parties.
- (ii) The Group's pricing policies on services provided by related parties are mutually agreed between contract parties.
- (iii) The Group's pricing policies on services provided to related parties are mutually agreed between contract parties.
- (iv) The Group's pricing policies on related party interest rates are mutually agreed between contract parties by reference to the benchmark interest rates.
- (v) The Group's pricing policies on transfer of equity or disposal of investments are mutually agreed based on the valuation prices.
- * These related party transactions also constitute connected transactions or continuing connected transactions as defined in Chapter 14A of the Rules Governing the Listing of Securities on the Stock Exchange (the "Listing Rules").
- ** This related party transaction constitutes continuing connected transaction pursuant to the Rules Governing the Listing of Stocks on the Shanghai Stock Exchange.

(c) Balances with related parties**(i) Amounts due from related parties**

| | 2016 RMB million | 2015 RMB million |
|--|---------------------|---------------------|
| Prepayments and other receivables | | |
| Eastern Import & Export | 536 | 31 |
| China Kaiya | – | 11 |
| Technologies Aerospace | 16 | 5 |
| Beijing Dongtou | – | 88 |
| Eastern Air Catering | 57 | – |
| Others | 7 | 4 |
| | 616 | 139 |

All the amounts due from related parties are trade in nature, interest-free and payable within normal credit terms.

(ii) Amounts due to related parties

| | 2016 RMB million | 2015 RMB million |
|---------------------------------|---------------------|---------------------|
| Trade and bills payables | | |
| Eastern Import & Export | 85 | 295 |
| Eastern Air Catering | 37 | 37 |
| Technologies Aerospace | 45 | 5 |
| Wheels & Brakes | – | 8 |
| CEA development | 19 | 2 |
| Collins Aviation | 2 | 1 |
| CEA Holding | 3 | 1 |
| TravelSky | – | 548 |
| Shanghai Hute | 19 | – |
| Others | 4 | – |
| | 214 | 897 |

Notes to the Financial Statements

(Prepared in accordance with International Financial Reporting Standards)
31 December 2016

47. Related Party Transactions (continued)

(c) Balances with related parties (continued)

(ii) Amounts due to related parties (continued)

| | 2016 RMB million | 2015 RMB million |
|------------------------------------|---------------------|---------------------|
| Other payables and accruals | | |
| Eastern Import & Export | 240 | 303 |
| Shanghai P&W | 324 | 259 |
| Eastern Air Catering | 166 | 253 |
| CEA Holding | 303 | 160 |
| Collins Aviation | – | 3 |
| Shanghai Hute | 20 | – |
| Technologies Aerospace | 29 | 25 |
| Wheels & Brakes | 26 | 3 |
| Jetstar Hong Kong | – | 10 |
| CEA Development | 72 | 61 |
| TravelSky | 963 | 223 |
| Eastern Advertising | 18 | – |
| Others | 5 | 5 |
| | 2,166 | 1,305 |

| | 2016 RMB million | 2015 RMB million |
|---|---------------------|---------------------|
| Obligations under finance leases | | |
| CES Lease Company | 5,521 | 5,826 |

Except for the amounts due to CES Lease Company, which are related to the aircraft under finance leases, all other amounts due to related parties are interest-free and payable within normal credit terms given by trade creditors.

(iii) Short-term deposits and borrowings with associates and CEA Holding

| | Average interest rate | | 2016 RMB million | 2015 RMB million |
|--|-----------------------|-------|---------------------|---------------------|
| | 2016 | 2015 | | |
| Short-term deposits (included in cash and cash equivalents) | | | | |
| Eastern Air Finance Company | 0.35% | 0.35% | 1,296 | 729 |
| Long-term borrowings (included in borrowings) | | | | |
| CEA Holding | 3.48% | – | 28 | – |

Notes to the Financial Statements

(Prepared in accordance with International Financial Reporting Standards)

31 December 2016

47. Related Party Transactions (continued)**(d) Guarantees by the holding company**

As at 31 December 2016, bonds of the Group guaranteed by CEA Holding amounted to RMB7.8 billion (2015: RMB4.8 billion) (Note 34(b)).

(e) Key management compensation

The compensation paid or payable to key management for employee services mainly comprising of salaries and other short-term employee benefits was analysed as below:

| | 2016 RMB million | 2015 RMB million |
|---------------------------|---------------------|---------------------|
| Directors and supervisors | 2 | 3 |
| Senior management | 4 | 3 |
| | 6 | 6 |

48. Dividends

| | 2016 RMB million | 2015 RMB million |
|--|---------------------|---------------------|
| Interim – RMB5.1 cents (2015: Nil) per ordinary share | 738 | – |
| Proposed final – RMB4.9 cents (2015: nil) per ordinary share | 709 | – |
| | 1,447 | – |

The proposed final dividend for the year is subject to the approval of the Company's shareholders at the forthcoming annual general meeting.

49. Events After the Reporting Period

Up to 30 March 2017, the Company issued three phases of short-term debentures with total principal for RMB7.0 billion and the maturity from 90 days to 180 days to institutional investors in the national interbank bond market. The debentures bear interest at the rate of 3.00% per annum to 3.60% per annum.

On 29 November 2016, the Company announced the decision of its Board to transfer 100% equity interest in Eastern Logistics, a wholly-owned subsidiary of the Company, to Eastern Airlines Industry Investment Company, a wholly-owned subsidiary of CEA Holding, based on the result of appraisal conducted by asset-based approach for a consideration of RMB2,433 million. Eastern Logistics engages in cargo logistics services. The Group has decided to cease its freight logistics business because it plans to focus relevant resources on operating its air passenger transportation business in the future. The disposal of Eastern Logistics is subject to shareholders' approval and was approved by the shareholders on 17 January 2017. As at 31 December 2016, Eastern Logistics is included in the reportable segment of "airline transportation operations" in the Note 7 to the financial statements. At of 8 February 2017, the transfer of 100% equity interest in Eastern Logistics to Eastern Airlines Industry Investment Company Limited and the industrial and commercial registration of such transfer have been completed. As such, since the completion of the share transfer, Eastern Logistics has ceased to be a subsidiary of the Company.

Notes to the Financial Statements

(Prepared in accordance with International Financial Reporting Standards)
31 December 2016

50. Statement of Financial Position of the Company

Information about the statement of financial position of the Company at the end of the reporting period is as follows:

| | 31 December 2016 RMB million | 31 December 2015 RMB million |
|--|------------------------------------|------------------------------------|
| Non-current assets | | |
| Intangible assets | 11,598 | 11,503 |
| Property, plant and equipment | 98,515 | 84,207 |
| Investment properties | 31 | – |
| Lease prepayments | 1,078 | 1,157 |
| Advanced payments on acquisition of aircraft | 23,357 | 21,207 |
| Investments in subsidiaries | 14,216 | 14,216 |
| Investments in associates | 1,009 | 1,009 |
| Investments in joint ventures | 323 | 323 |
| Available-for-sale investments | 570 | 388 |
| Other non-current assets | 2,123 | 2,935 |
| Deferred tax assets | – | 137 |
| Derivative financial instruments | 137 | 45 |
| | 152,957 | 137,127 |
| Current assets | | |
| Flight equipment spare parts | 38 | 38 |
| Trade and notes receivables | 6,305 | 6,725 |
| Prepayments and other receivables | 17,263 | 12,763 |
| Derivative financial instruments | 11 | – |
| Restricted bank deposits and short-term bank deposits | 26 | 27 |
| Cash and cash equivalents | 976 | 8,015 |
| | 24,619 | 27,568 |
| Current liabilities | | |
| Sales in advance of carriage | 7,294 | 5,535 |
| Trade and bills payables | 7,438 | 8,876 |
| Other payables and accruals | 22,993 | 25,116 |
| Current portion of obligations under finance leases | 4,002 | 3,628 |
| Current portion of borrowings | 27,407 | 32,836 |
| Current portion of provision for return condition checks for aircraft under operating leases | 547 | 585 |
| Derivative financial instruments | 11 | 4 |
| | 69,692 | 76,580 |
| Net current liabilities | (45,073) | (49,012) |
| Total assets less current liabilities | 107,884 | 88,115 |

Notes to the Financial Statements

(Prepared in accordance with International Financial Reporting Standards)

31 December 2016

50. Statement of Financial Position of the Company (continued)

Information about the statement of financial position of the Company at the end of the reporting period is as follows (cont'd):

| | 31 December 2016 RMB million | 31 December 2015 RMB million |
|---|------------------------------------|------------------------------------|
| Non-current liabilities | | |
| Obligations under finance leases | 36,203 | 28,037 |
| Borrowings | 23,033 | 20,734 |
| Provision for return condition checks for aircraft under operating leases | 741 | 713 |
| Other long-term liabilities | 2,075 | 1,927 |
| Post-retirement benefit obligations | 2,148 | 2,064 |
| Deferred tax liabilities | 95 | 16 |
| Derivative financial instruments | 47 | 97 |
| | 64,342 | 53,588 |
| Net assets | 43,542 | 34,527 |
| Equity | | |
| Capital and reserves attributable to the equity holders of the Company | | |
| – Share capital | 14,467 | 13,140 |
| – Reserves | 29,075 | 21,387 |
| Total equity | 43,542 | 34,527 |

Note:

A summary of the Company's reserves is as follows:

| | Share premium RMB million | Capital reserve RMB million | Hedging reserve RMB million | Statutory reserve RMB million | Other reserves RMB million | Retained profits RMB million | Total RMB million |
|---|---------------------------------|-----------------------------------|-----------------------------------|-------------------------------------|----------------------------------|------------------------------------|----------------------|
| At 1 January 2015 | 20,464 | (720) | (61) | – | (2,301) | (385) | 16,997 |
| Unrealised gains on cash flow hedges (Note 39) | – | – | 10 | – | – | – | 10 |
| Fair value movements in available-for-sale investments | – | – | – | – | 73 | – | 73 |
| Actuarial gains on post-retirement benefit obligations | – | – | – | – | 185 | – | 185 |
| Issue of shares | 2,389 | – | – | – | – | – | 2,389 |
| Transfer from retained profits | – | – | – | 184 | – | (184) | – |
| Profit for the year | – | – | – | – | – | 1,733 | 1,733 |
| At 31 December 2015 | 22,853 | (720) | (51) | 184 | (2,043) | 1,164 | 21,387 |
| Unrealised gains on cash flow hedges (Note 39) | – | – | 107 | – | – | – | 107 |
| Fair value movements in available-for-sale investments | – | – | – | – | 31 | – | 31 |
| Fair value changes of available-for-sale investments held by an associate | – | – | – | – | (1) | – | (1) |
| Actuarial gains on post-retirement benefit obligations | – | – | – | – | (345) | – | (345) |
| Issue of shares | 7,213 | – | – | – | – | – | 7,213 |
| Transfer from retained profits | – | – | – | 144 | – | (144) | – |
| Profit for the year | – | – | – | – | – | 1,421 | 1,421 |
| Interim 2016 dividend | – | – | – | – | – | (738) | (738) |
| At 31 December 2016 | 30,066 | (720) | 56 | 328 | (2,358) | 1,703 | 29,075 |

Independent Auditors' Report



Ernst & Young
22/F, CITIC Tower
1 Tim Mei Avenue
Central, Hong Kong

安永會計師事務所
香港中環添美道 1 號
中信大廈 22 樓

Tel 電話: +852 2846 9888
Fax 傳真: +852 2868 4432
ey.com

To the shareholders of China Eastern Airlines Corporation Limited

(Established in the People's Republic of China with limited liability)

We have audited the consolidated financial statements of China Eastern Airlines Corporation Limited (the "Company") and its subsidiaries set out on pages 77 to 161, which comprise the consolidated statement of financial position as at 31 December 2015, and the consolidated statement of profit or loss and other comprehensive income, the consolidated statement of changes in equity and the consolidated statement of cash flows for the year then ended, and a summary of significant accounting policies and other explanatory information.

Directors' responsibility for the consolidated financial statements

The directors of the Company are responsible for the preparation of consolidated financial statements that give a true and fair view in accordance with International Financial Reporting Standards issued by the International Accounting Standards Board and the disclosure requirements of the Hong Kong Companies Ordinance, and for such internal control as the directors determine is necessary to enable the preparation of consolidated financial statements that are free from material misstatement, whether due to fraud or error.

Auditors' responsibility

Our responsibility is to express an opinion on these consolidated financial statements based on our audit. Our report is made solely to you, as a body, and for no other purpose. We do not assume responsibility towards or accept liability to any other person for the contents of this report.

We conducted our audit in accordance with International Standards on Auditing. Those standards require that we comply with ethical requirements and plan and perform the audit to obtain reasonable assurance about whether the consolidated financial statements are free from material misstatement.

An audit involves performing procedures to obtain audit evidence about the amounts and disclosures in the consolidated financial statements. The procedures selected depend on the auditors' judgement, including the assessment of the risks of material misstatement of the consolidated financial statements, whether due to fraud or error. In making those risk assessments, the auditors consider internal control relevant to the entity's preparation of consolidated financial statements that give a true and fair view in order to design audit procedures that are appropriate in the circumstances, but not for the purpose of expressing an opinion on the effectiveness of the entity's internal control. An audit also includes evaluating the appropriateness of accounting policies used and the reasonableness of accounting estimates made by the directors, as well as evaluating the overall presentation of the consolidated financial statements.

We believe that the audit evidence we have obtained is sufficient and appropriate to provide a basis for our audit opinion.

Opinion

In our opinion, the consolidated financial statements give a true and fair view of the financial position of the Company and its subsidiaries as at 31 December 2015, and of their financial performance and cash flows for the year then ended in accordance with International Financial Reporting Standards and have been properly prepared in compliance with the disclosure requirements of the Hong Kong Companies Ordinance.

Ernst & Young
Certified Public Accountants
Hong Kong
30 March 2016

Consolidated Statement of Profit or Loss and Other Comprehensive Income

(Prepared in accordance with International Financial Reporting Standards)
For the year ended 31 December 2015

| | Notes | 2015 RMB million | 2014 RMB million |
|--|-------|---------------------|---------------------|
| Revenues | 5 | 93,969 | 90,185 |
| Other operating income and gains | 6 | 5,269 | 3,685 |
| Gain on fair value changes of derivative financial instruments | 8 | 6 | 11 |
| Operating expenses | | | |
| Aircraft fuel | | (20,312) | (30,238) |
| Take-off and landing charges | | (10,851) | (9,440) |
| Depreciation and amortisation | | (10,471) | (9,183) |
| Wages, salaries and benefits | 9 | (16,459) | (11,270) |
| Aircraft maintenance | | (4,304) | (4,453) |
| Impairment charges | 10 | (228) | (12) |
| Food and beverages | | (2,469) | (2,364) |
| Aircraft operating lease rentals | | (4,254) | (4,502) |
| Other operating lease rentals | | (812) | (637) |
| Selling and marketing expenses | | (3,651) | (4,120) |
| Civil aviation development fund | | (1,826) | (1,656) |
| Ground services and other expenses | | (5,479) | (4,998) |
| Indirect operating expenses | | (5,503) | (4,950) |
| Total operating expenses | | (86,619) | (87,823) |
| Operating profit | 11 | 12,625 | 6,058 |
| Share of results of associates | 22 | 126 | 91 |
| Share of results of joint ventures | 23 | 26 | 36 |
| Finance income | 12 | 66 | 88 |
| Finance costs | 13 | (7,176) | (2,160) |
| Profit before income tax | | 5,667 | 4,113 |
| Income tax expense | 14 | (624) | (573) |
| Profit for the year | | 5,043 | 3,540 |
| Other comprehensive income for the year | | | |
| <i>Other comprehensive income to be reclassified to profit or loss in subsequent periods</i> | | | |
| Cash flow hedges, net of tax | 39 | 10 | (11) |
| Fair value changes of available-for-sale investments, net of tax | | 87 | 13 |
| Fair value changes of available-for-sale investments held by an associate, net of tax | 22 | 7 | (1) |
| Net other comprehensive income to be reclassified to profit or loss in subsequent periods | | 104 | 1 |
| <i>Other comprehensive income not to be reclassified to profit or loss in subsequent periods</i> | | | |
| Actuarial gains/(losses) on the post-retirement benefit obligations, net of tax | 37 | 196 | (333) |
| Net other comprehensive income not to be reclassified to profit or loss in subsequent periods | | 196 | (333) |
| Other comprehensive income, net of tax | | 300 | (332) |
| Total comprehensive income for the year | | 5,343 | 3,208 |

Consolidated Statement of Profit or Loss and Other Comprehensive Income

(Prepared in accordance with International Financial Reporting Standards)
For the year ended 31 December 2015

| | Notes | 2015 RMB million | 2014 RMB million |
|---|-------|---------------------|---------------------|
| Profit attributable to: | | | |
| Equity holders of the Company | | 4,537 | 3,410 |
| Non-controlling interests | | 506 | 130 |
| Profit for the year | | 5,043 | 3,540 |
| Total comprehensive income attributable to: | | | |
| Equity holders of the Company | | 4,834 | 3,071 |
| Non-controlling interests | | 509 | 137 |
| Total comprehensive income for the year | | 5,343 | 3,208 |
| Earnings per share attributable to the equity holders of the Company during the year | | | |
| – Basic and diluted (RMB) | 15 | 0.35 | 0.27 |

Consolidated Statement of Financial Position

(Prepared in accordance with International Financial Reporting Standards)
31 December 2015

| | Notes | 31 December 2015 RMB million | 31 December 2014 RMB million |
|---|-------|------------------------------------|------------------------------------|
| Non-current assets | | | |
| Intangible assets | 17 | 11,522 | 11,500 |
| Property, plant and equipment | 18 | 133,242 | 109,439 |
| Investment properties | 19 | 294 | – |
| Lease prepayments | 20 | 2,094 | 2,206 |
| Advanced payments on acquisition of aircraft | 21 | 21,207 | 20,260 |
| Investments in associates | 22 | 1,543 | 1,086 |
| Investments in joint ventures | 23 | 518 | 505 |
| Available-for-sale investments | 24 | 452 | 433 |
| Other non-current assets | 25 | 3,754 | 1,957 |
| Deferred tax assets | 38 | 243 | 170 |
| Derivative financial instruments | 39 | 45 | 30 |
| | | 174,914 | 147,586 |
| Current assets | | | |
| Flight equipment spare parts | 26 | 2,056 | 2,259 |
| Trade receivables | 27 | 2,867 | 3,862 |
| Prepayments and other receivables | 28 | 8,446 | 6,394 |
| Derivative financial instruments | 39 | – | 5 |
| Restricted bank deposits and short-term bank deposits | 29 | 35 | 38 |
| Cash and cash equivalents | 30 | 9,080 | 1,355 |
| Assets classified as held for sale | 16 | 594 | 4,330 |
| | | 23,078 | 18,243 |
| Current liabilities | | | |
| Sales in advance of carriage | | 5,841 | 5,064 |
| Trade and bills payable | 31 | 3,712 | 2,083 |
| Other payables and accruals | 32 | 19,057 | 19,215 |
| Current portion of obligations under finance leases | 33 | 6,109 | 4,596 |
| Current portion of borrowings | 34 | 38,214 | 28,676 |
| Income tax payable | | 169 | 229 |
| Current portion of provision for return condition checks for aircraft under operating leases | 35 | 1,281 | 1,267 |
| Derivative financial instruments | 39 | 4 | – |
| | | 74,387 | 61,130 |
| Net current liabilities | | (51,309) | (42,887) |
| Total assets less current liabilities | | 123,605 | 104,699 |

Consolidated Statement of Financial Position

(Prepared in accordance with International Financial Reporting Standards)
31 December 2015

| | Notes | 31 December 2015 RMB million | 31 December 2014 RMB million |
|---|-------|------------------------------------|------------------------------------|
| Non-current liabilities | | | |
| Obligations under finance leases | 33 | 46,290 | 34,099 |
| Borrowings | 34 | 28,498 | 30,513 |
| Provision for return condition checks for aircraft under operating leases | 35 | 2,222 | 2,617 |
| Other long-term liabilities | 36 | 3,990 | 2,756 |
| Post-retirement benefit obligations | 37 | 2,569 | 2,822 |
| Deferred tax liabilities | 38 | 8 | 26 |
| Derivative financial instruments | 39 | 97 | 95 |
| | | 83,674 | 72,928 |
| Net assets | | | |
| | | 39,931 | 31,771 |
| Equity | | | |
| Equity attributable to the equity holders of the Company | | | |
| – Share capital | 41 | 13,140 | 12,674 |
| – Reserves | 42 | 24,271 | 17,300 |
| | | 37,411 | 29,974 |
| Non-controlling interests | | | |
| | | 2,520 | 1,797 |
| Total equity | | | |
| | | 39,931 | 31,771 |

The financial statements were approved by the Board of Directors on 30 March 2016 and were signed on its behalf.

Liu Shaoyong
Director

Ma Xulun
Director

Consolidated Statement of Changes in Equity

(Prepared in accordance with International Financial Reporting Standards)
For the year ended 31 December 2015

| | Attributable to equity holders of the Company | | | | | |
|---|---|----------------------------------|--|-------------------------|---|--------------------------------|
| | Share capital RMB million | Other reserves RMB million | Retained profits/ (accumulated losses) RMB million | Subtotal RMB million | Non- controlling interests RMB million | Total equity RMB million |
| Balance at 1 January 2014 | 12,674 | 16,823 | (2,595) | 26,902 | 1,680 | 28,582 |
| Profit for the year | – | – | 3,410 | 3,410 | 130 | 3,540 |
| Other comprehensive income | – | (339) | – | (339) | 7 | (332) |
| Total comprehensive income for the year | – | (339) | 3,410 | 3,071 | 137 | 3,208 |
| Dividends paid to non-controlling interests | – | – | – | – | (20) | (20) |
| Others | – | 1 | – | 1 | – | 1 |
| Balance at 31 December 2014 | 12,674 | 16,485 | 815 | 29,974 | 1,797 | 31,771 |
| Profit for the year | – | – | 4,537 | 4,537 | 506 | 5,043 |
| Other comprehensive income | – | 297 | – | 297 | 3 | 300 |
| Total comprehensive income for the year | – | 297 | 4,537 | 4,834 | 509 | 5,343 |
| Issue of shares (Note 41) | 466 | 2,389 | – | 2,855 | – | 2,855 |
| Acquisition of non-controlling interests | – | (252) | – | (252) | 252 | – |
| Dividends paid to non-controlling interests | – | – | – | – | (38) | (38) |
| Transfer from retained profits | – | 184 | (184) | – | – | – |
| Balance at 31 December 2015 | 13,140 | 19,103* | 5,168* | 37,411 | 2,520 | 39,931 |

* These reserve accounts comprise the consolidated reserves of RMB24,271 million (2014: RMB17,300 million) in the consolidated statement of financial position.

Consolidated Statement of Cash Flows

(Prepared in accordance with International Financial Reporting Standards)
For the year ended 31 December 2015

| | Notes | 2015 RMB million | 2014 RMB million |
|--|-------|---------------------|---------------------|
| Cash flows from operating activities | | | |
| Cash generated from operations | 45(a) | 25,535 | 12,767 |
| Income tax paid | | (1,210) | (471) |
| Net cash flows from operating activities | | 24,325 | 12,296 |
| Cash flows from investing activities | | | |
| Additions to property, plant and equipment | | (8,609) | (5,640) |
| Additions to lease prepayments | 20 | (82) | (109) |
| Additions to intangible assets | 17 | (109) | (79) |
| Advanced payments on acquisition of aircraft | 21 | (24,772) | (20,067) |
| Proceeds from disposal of assets classified as held for sale | | 4,227 | 344 |
| Proceeds from disposal of property, plant and equipment | | 1,294 | 1,623 |
| Proceeds from disposal of lease payments | | 47 | — |
| Decrease in restricted and short-term bank deposits | | 3 | — |
| Proceeds from disposal of short-term deposits | | — | 132 |
| Purchase of a shareholding in a joint venture | | — | (58) |
| Increase in shareholding in associates | | (413) | — |
| Acquisition of a subsidiary, net of cash acquired | | — | 16 |
| Purchases of available-for-sale investments | | — | (7) |
| Interest received | | 66 | 88 |
| Dividends received | | 92 | 75 |
| Proceeds from disposal of interest in a subsidiary | | 49 | — |
| Repayment of loans from an associate | | 372 | — |
| Advances of loans to an associate | | — | (369) |
| Proceeds from disposal of interests in available-for-sale investments | | 35 | 18 |
| Net cash flows used in investing activities | | (27,800) | (24,033) |
| Cash flows from financing activities | | | |
| Proceeds from issue of shares | | 2,855 | — |
| Proceeds from draw-down of short-term bank loans | | 26,916 | 33,863 |
| Repayments of short-term debentures | | (10,000) | (4,000) |
| Repayments of short-term bank loans | | (34,767) | (27,810) |
| Proceeds from issuance of short-term debentures | | 21,500 | 4,000 |
| Proceeds from issuance of long-term debentures and bonds | | — | 3,300 |
| Proceeds from government grants | | — | 3 |
| Proceeds from draw-down of long-term bank loans and other financing activities | | 24,572 | 16,971 |
| Repayments of long-term bank loans | | (10,540) | (7,451) |
| Repayments of long-term bonds | | — | (2,500) |
| Principal repayments of finance lease obligations | | (6,350) | (3,250) |
| Interest paid | | (3,065) | (1,994) |
| Dividends paid to non-controlling interests of subsidiaries | | (38) | (20) |
| Net cash flows from financing activities | | 11,083 | 11,112 |
| Net increase/(decrease) in cash and cash equivalents | | | |
| Cash and cash equivalents at beginning of year | | 1,355 | 1,995 |
| Effect of foreign exchange rate changes | | 117 | (15) |
| Cash and cash equivalents at 31 December | | 9,080 | 1,355 |

Notes to the Financial Statements

(Prepared in accordance with International Financial Reporting Standards)
31 December 2015

1. Corporate and Group Information

China Eastern Airlines Corporation Limited (the "Company"), a joint stock company limited by shares, was established in the People's Republic of China (the "PRC") on 14 April 1995. The address of the Company's registered office is 66 Airport Street, Pudong International Airport, Shanghai, the PRC. The Company and its subsidiaries (together, the "Group") are principally engaged in the operation of civil aviation, including the provision of passenger, cargo, mail delivery, tour operations and other extended transportation services.

In the opinion of the directors, the holding company and ultimate holding company of the Company is China Eastern Air Holding Company ("CEA Holding"), a state-owned enterprise established in the PRC.

The A shares, H shares and American Depositary Receipts are listed on the Shanghai Stock Exchange, The Stock Exchange of Hong Kong Limited and The New York Stock Exchange, respectively.

These financial statements were approved and authorised for issue by the Company's Board of Directors (the "Board") on 30 March 2016.

Information about subsidiaries

Particulars of the Company's principal subsidiaries are as follows:

| Name | Place of incorporation/ registration and address | Issued ordinary/ registered share capital million | Percentage of equity attributable to the Company | | Principal activities |
|---|--|--|--|----------|---|
| | | | Direct | Indirect | |
| China Eastern Airlines Jiangsu Co., Ltd. ("CEA Jiangsu") | PRC 3 May 1993 | RMB2,000 | 62.56% | – | Provision of airline services |
| China Eastern Airlines Wuhan Co., Ltd. ("CEA Wuhan") | PRC 16 August 2002 | RMB1,750 | 60% | – | Provision of airline services |
| Shanghai Eastern Flight Training Co., Ltd. ("Shanghai Flight Training") | PRC 18 December 1995 | RMB694 | 100% | – | Provision of flight training services |
| Shanghai Airlines Co., Ltd. ("Shanghai Airlines") | PRC 16 March 2010 | RMB500 | 100% | – | Provision of airline services |
| China Cargo Airlines Co., Ltd. ("China Cargo") | PRC 22 July 1998 | RMB3,000 | – | 83% | Provision of cargo carriage service |
| China Eastern Airlines Technology Co., Ltd. ("Eastern Technology") | PRC 19 November 2014 | RMB4,300 | 100% | – | Provision of airline maintenance services |
| Shanghai Eastern Airlines Logistics Co., Ltd. ("Eastern Logistics") | PRC 23 August 2004 | RMB1,150 | 100% | – | Provision of cargo logistics services |
| Eastern Business Airlines Service Co., Ltd. ("Eastern Business Airlines Service") | PRC 27 September 2008 | RMB50 | 100% | – | Provision of airlines consultation services |

Notes to the Financial Statements

(Prepared in accordance with International Financial Reporting Standards)
31 December 2015

1. Corporate and Group Information (continued)

Information about subsidiaries (continued)

| Name | Place of incorporation/ registration and address | Issued ordinary/ registered share capital million | Percentage of equity attributable to the Company | | Principal activities |
|--|--|--|--|----------|---|
| | | | Direct | Indirect | |
| China Eastern Airlines Yunnan Co., Ltd. ("CEA Yunnan") | PRC 2 August 2011 | RMB3,662 | 90.36% | – | Provision of airline services |
| Eastern Air Overseas (Hong Kong) Co., Ltd. ("Eastern Air Overseas") | Hong Kong 10 June 2011 | HKD30 | 100% | – | Provision of import and export, investment, leasing and consultation services |
| China United Airlines Co., Ltd. ("China United Airlines") | PRC 21 September 1984 | RMB1,320 | 100% | – | Provision of airline services |
| Eastern Airlines Hotel Co., Ltd. | PRC 18 March 1998 | RMB70 | 100% | – | Provision of hotel services primarily to crew members |
| Shanghai Airlines Tours International (Group) Co., Ltd. ("Shanghai Airlines Tours") | PRC 29 August 1992 | RMB50 | 100% | – | Tour operations, travel and air ticketing agency and transportation |
| China Eastern Airlines Application Development Center Co., Ltd. ("Application Development Center") | PRC 21 November 2011 | RMB498 | 100% | – | Provision of R&D of technology and products in the field of aviation |

The above table lists the subsidiaries of the Company which, in the opinion of the directors, principally affected the results for the year or formed a substantial portion of the net assets of the Group. To give details of other subsidiaries would, in the opinion of the directors, result in particulars of excessive length.

All of the PRC-incorporated subsidiaries of the Company listed above are limited liability companies.

Notes to the Financial Statements

(Prepared in accordance with International Financial Reporting Standards)
31 December 2015

2.1 Basis of Preparation

These financial statements have been prepared in accordance with all applicable International Financial Reporting Standards (“IFRS”) issued by the International Accounting Standards Board (“IASB”) and the disclosure requirements of the Hong Kong Companies Ordinance. They have been prepared under the historical cost convention, except for certain available-for-sale investments and derivative financial instruments which have been measured at fair value. These financial statements are presented in Renminbi (“RMB”) and all values are rounded to the nearest million except when otherwise indicate.

Basis of consolidation

The consolidated financial statements include the financial statements of the Company and its subsidiaries for the year ended 31 December 2015. A subsidiary is an entity (including a structured entity), directly or indirectly, controlled by the Company. Control is achieved when the Group is exposed, or has rights, to variable returns from its involvement with the investee and has the ability to affect those returns through its power over the investee (i.e., existing rights that give the Group the current ability to direct the relevant activities of the investee).

When the Company has, directly or indirectly, less than a majority of the voting or similar rights of an investee, the Group considers all relevant facts and circumstances in assessing whether it has power over an investee, including:

- (a) the contractual arrangement with the other vote holders of the investee;
- (b) rights arising from other contractual arrangements; and
- (c) the Group’s voting rights and potential voting rights.

The financial statements of the subsidiaries are prepared for the same reporting period as the Company, using consistent accounting policies. The results of subsidiaries are consolidated from the date on which the Group obtains control, and continue to be consolidated until the date that such control ceases.

Profit or loss and each component of other comprehensive income are attributed to the equity holders of the Company and to the non-controlling interests, even if this results in the non-controlling interests having a deficit balance. All intra-group assets and liabilities, equity, income, expenses and cash flows relating to transactions between members of the Group are eliminated in full on consolidation.

The Group reassesses whether or not it controls an investee if facts and circumstances indicate that there are changes to one or more of the three elements of control described for subsidiaries above. A change in the ownership interest of a subsidiary, without a loss of control, is accounted for as an equity transaction.

If the Group loses control over a subsidiary, it derecognises (i) the assets (including goodwill) and liabilities of the subsidiary, (ii) the carrying amount of any non-controlling interest and (iii) the cumulative translation differences recorded in equity; and recognises (i) the fair value of the consideration received, (ii) the fair value of any investment retained and (iii) any resulting surplus or deficit in profit or loss. The Group’s share of components previously recognised in other comprehensive income is reclassified to profit or loss or retained profits, as appropriate, on the same basis as would be required if the Group had directly disposed of the related assets or liabilities.

Going concern

As at 31 December 2015, the Group’s current liabilities exceeded its current assets by approximately RMB51.31 billion. In preparing the financial statements, the Board conducts an adequate and detailed review over the Group’s going concern ability based on the current financial situation.

The Board has taken active actions to deal with the situation that current liabilities exceeded its current assets and the Board is confident that they have obtained adequate credit facility from the banks to support the floating capital. As at 31 December 2015, the Group had total unutilised credit facility amounting to approximately RMB55.17 billion from banks.

Based on the bank facility obtained by the Group, the past record of the financing and the good working relationship with major banks and financial institutions, the Board considers that the Group will be able to obtain sufficient financing to enable it to operate, as well as to meet its liabilities as and when they become due, and the capital expenditure requirements for the upcoming twelve months. Accordingly, the Board believes that it is appropriate to prepare these financial statements on a going concern basis without including any adjustments that would be required should the Company and the Group fail to continue as a going concern.

Notes to the Financial Statements

(Prepared in accordance with International Financial Reporting Standards)
31 December 2015

2.2 Changes in Accounting Policies and Disclosures

The Group has adopted the following revised standards for the first time for the current year's financial statements.

| | |
|---|--|
| Amendments to IAS 19 | <i>Defined Benefit Plans: Employee Contributions</i> |
| <i>Annual Improvements to IFRSs 2010–2012 Cycle</i> | Amendments to a number of IFRSs |
| <i>Annual Improvements to IFRSs 2011–2013 Cycle</i> | Amendments to a number of IFRSs |

The above new and amended standards have had no material impact on the Group.

The nature and the impact of each amendment is described below:

- (a) Amendments to IAS 19 apply to contributions from employees or third parties to defined benefit plans. The amendments simplify the accounting for contributions that are independent of the number of years of employee service, for example, employee contributions that are calculated according to a fixed percentage of salary. If the amount of the contributions is independent of the number of years of service, an entity is permitted to recognise such contributions as a reduction of service cost in the period in which the related service is rendered. The amendments have had no impact on the Group as the Group's post-retirement benefit plan does not require the contributions from employees.
- (b) The *Annual Improvements to IFRSs 2010-2012 Cycle* sets out amendments to a number of IFRSs. Details of the amendments that are effective for the current year are as follows:
- *IFRS 8 Operating Segments*: Clarifies that an entity must disclose the judgements made by management in applying the aggregation criteria in IFRS 8, including a brief description of operating segments that have been aggregated and the economic characteristics used to assess whether the segments are similar. The amendments also clarify that a reconciliation of segment assets to total assets is only required to be disclosed if the reconciliation is reported to the chief operating decision maker. The amendments have had no impact on the Group.
 - *IAS 16 Property, Plant and Equipment* and *IAS 38 Intangible Assets*: Clarifies the treatment of gross carrying amount and accumulated depreciation or amortisation of revalued items of property, plant and equipment and intangible assets. The amendments have had no impact on the Group as the Group does not apply the revaluation model for the measurement of these assets.
 - *IAS 24 Related Party Disclosures*: Clarifies that a management entity (i.e., an entity that provides key management personnel services) is a related party subject to related party disclosure requirements. In addition, an entity that uses a management entity is required to disclose the expenses incurred for management services. The amendment has had no impact on the Group as the Group does not receive any management services from other entities.
- (c) The *Annual Improvements to IFRSs 2011-2013 Cycle* sets out amendments to a number of IFRSs. Details of the amendments that are effective for the current year are as follows:
- *IFRS 3 Business Combinations*: Clarifies that joint arrangements but not joint ventures are outside the scope of IFRS 3 and the scope exception applies only to the accounting in the financial statements of the joint arrangement itself. The amendment is applied prospectively. The amendments have had no impact on the Group.
 - *IFRS 13 Fair Value Measurement*: Clarifies that the portfolio exception in IFRS 13 can be applied not only to financial assets and financial liabilities, but also to other contracts within the scope of IFRS 9 or IAS 39 as applicable. The amendment is applied prospectively from the beginning of the annual period in which IFRS 13 was initially applied. The amendment has had no impact on the Group as the Group does not apply the portfolio exception in IFRS 13.
 - *IAS 40 Investment Property*: Clarifies that IFRS 3, instead of the description of ancillary services in IAS 40 which differentiates between investment property and owner-occupied property, is used to determine if the transaction is a purchase of an asset or a business combination. The amendment is applied prospectively for acquisitions of investment properties. The amendment has had no impact on the Group as the Group did not purchase any investment properties during the year.

In addition, the Company has adopted the amendments to the Listing Rules issued by the Hong Kong Stock Exchange relating to the disclosure of financial information with reference to the Hong Kong Companies Ordinance (Cap. 622) during the current financial year. The main impact to the financial statements is on the presentation and disclosure of certain information in the financial statements.

Notes to the Financial Statements

(Prepared in accordance with International Financial Reporting Standards)
31 December 2015

2.3 Issued But Not Yet Effective International Financial Reporting Standards

The Group has not applied the following new and revised IFRSs, that have been issued but are not yet effective, in these financial statements.

| | |
|--|---|
| IFRS 9 | <i>Financial Instruments</i> ³ |
| Amendments to IFRS 10 and IAS 28 | <i>Sale or Contribution of Assets between an Investor and its Associate or Joint Venture</i> ⁶ |
| Amendments to IFRS 10, IFRS 12 and IAS 28 | <i>Investment Entities: Applying the Consolidation Exception</i> ¹ |
| Amendments to IFRS 11 | <i>Accounting for Acquisitions of Interests in Joint Operations</i> ¹ |
| IFRS 14 | <i>Regulatory Deferral Accounts</i> ⁵ |
| IFRS 15 | <i>Revenue from Contracts with Customers</i> ³ |
| IFRS 16 | <i>Leases</i> ⁴ |
| Amendments to IAS 1 | <i>Disclosure Initiative</i> ¹ |
| Amendments to IAS 7 | <i>Disclosure Initiative</i> ² |
| Amendments to IAS 12 | <i>Recognition of Deferred Tax Assets for Unrealised Losses</i> ² |
| Amendments to IAS 16 and IAS 38 | <i>Clarification of Acceptable Methods of Depreciation and Amortisation</i> ¹ |
| Amendments to IAS 16 and IAS 41 | <i>Agriculture: Bearer Plants</i> ¹ |
| Amendments to IAS 27 | <i>Equity Method in Separate Financial Statements</i> ¹ |
| <i>Annual Improvements 2012-2014 Cycle</i> | Amendments to a number of IFRSs ¹ |

¹ Effective for annual periods beginning on or after 1 January 2016

² Effective for annual periods beginning on or after 1 January 2017

³ Effective for annual periods beginning on or after 1 January 2018

⁴ Effective for annual periods beginning on or after 1 January 2019

⁵ Effective for an entity that first adopts IFRSs for its annual financial statements beginning on or after 1 January 2016 and therefore is not applicable to the Group

⁶ No mandatory effective date yet determined

Further information about those IFRSs that are expected to be applicable to the Group is as follows:

IFRS 9 introduces new requirements for classification and measurement, impairment and hedge accounting. The Group expects to adopt IFRS 9 from 1 January 2018. The Group is currently assessing the impact of the standard.

The amendments to IFRS 10 and IAS 28 address an inconsistency between the requirements in IFRS 10 and in IAS 28 in dealing with the sale or contribution of assets between an investor and its associate or joint venture. The amendments require a full recognition of a gain or loss when the sale or contribution of assets between an investor and its associate or joint venture constitutes a business. For a transaction involving assets that do not constitute a business, a gain or loss resulting from the transaction is recognised in the investor's profit or loss only to the extent of the unrelated investor's interest in that associate or joint venture. The amendments are to be applied prospectively.

The amendments to IFRS 11 require that an acquirer of an interest in a joint operation in which the activity of the joint operation constitutes a business must apply the relevant principles for business combinations in IFRS 3. The amendments also clarify that a previously held interest in a joint operation is not remeasured on the acquisition of an additional interest in the same joint operation while joint control is retained. In addition, a scope exclusion has been added to IFRS 11 to specify that the amendments do not apply when the parties sharing joint control, including the reporting entity, are under common control of the same ultimate controlling party. The amendments apply to both the acquisition of the initial interest in a joint operation and the acquisition of any additional interests in the same joint operation. The amendments are not expected to have any impact on the financial position or performance of the Group upon adoption on 1 January 2016.

Notes to the Financial Statements

(Prepared in accordance with International Financial Reporting Standards)
31 December 2015

2.3 Issued But Not Yet Effective International Financial Reporting Standards (continued)

IFRS 15 establishes a new five-step model to account for revenue arising from contracts with customers. Under IFRS 15, revenue is recognised at an amount that reflects the consideration to which an entity expects to be entitled in exchange for transferring goods or services to a customer. The principles in IFRS 15 provide a more structured approach for measuring and recognising revenue. The standard also introduces extensive qualitative and quantitative disclosure requirements, including disaggregation of total revenue, information about performance obligations, changes in contract asset and liability account balances between periods and key judgements and estimates. The standard will supersede all current revenue recognition requirements under IFRSs. The Group expects to adopt IFRS 15 on 1 January 2018. The Group is currently assessing the impact of the standard.

IFRS 16 set out the principles for the recognition, measurement, presentation and disclosure of leases. The objective is to ensure the lessees and the lessors provide relevant information in a manner that faithfully represents those transactions. The standard introduces a single lessee accounting model and requires a lessee to recognise assets and liabilities for all leases with a term of more than 12 months, unless the underlying asset is of low value. A lessee is required to recognise a right-of-use asset representing its right to use the underlying leased asset and a lease liability representing its obligation to make lease payments. Assets and liabilities arising from a lease are initially measured on a present value basis, and subsequently, a lessee recognises depreciation of the right-of-use asset and interest on the lease liability. IFRS 16 substantially carries forward the lessor accounting requirements in IAS 17. Accordingly, a lessor continues to classify its leases as operating leases or finance leases, and to account for those two types of leases differently. However, IFRS 16 also requires enhanced disclosures to be provided by lessors. IFRS 16 is effective for annual periods beginning on or after 1 January 2019. The Group expects to adopt IFRS 16 on 1 January 2019 and is currently assessing the impact of the standard upon adoption.

Amendments to IAS 1 include narrow-focus improvements in respect of the presentation and disclosure in financial statements. The amendments clarify:

- (i) the materiality requirements in IAS 1;
- (ii) that specific line items in the statement of profit or loss and other comprehensive income and the statement of financial position may be disaggregated;
- (iii) that entities have flexibility as to the order in which they present the notes to financial statements; and
- (iv) that the share of other comprehensive income of associates and joint ventures accounted for using the equity method must be presented in aggregate as a single line item, and classified between those items that will or will not be subsequently reclassified to profit or loss.

Furthermore, the amendments clarify the requirements that apply when additional subtotals are presented in the statement of financial position and the statement of profit or loss and other comprehensive income. The Group expects to adopt the amendments from 1 January 2016. The amendments are not expected to have any significant impact on the Group's financial statements.

Amendments to IAS 16 and IAS 38 clarify the principle in IAS 16 and IAS 38 that revenue reflects a pattern of economic benefits that are generated from operating a business (of which the asset is part) rather than the economic benefits that are consumed through the use of the asset. As a result, a revenue-based method cannot be used to depreciate property, plant and equipment and may only be used in very limited circumstances to amortise intangible assets. The amendments are to be applied prospectively. The amendments are not expected to have any significant impact on the financial position or performance of the Group upon adoption on 1 January 2016.

Amendments to IAS 7 require an entity to provide disclosures that enable users of financial statements to evaluate changes in liabilities arising from financing activities, both from cash flows and non-cash changes. The amendments are mandatory for annual periods beginning on or after 1 January 2017 and are not expected to have any significant impact on the Group's financial statements.

Notes to the Financial Statements

(Prepared in accordance with International Financial Reporting Standards)
31 December 2015

2.4 Summary of Significant Accounting Policies

Investments in associates and joint ventures

An associate is an entity in which the Group has a long-term interest of generally not less than 20% of the equity voting rights and over which it is in a position to exercise significant influence. Significant influence is the power to participate in the financial and operating policy decisions of the investee, but is not control or joint control over those policies.

A joint venture is a type of joint arrangement whereby the parties that have joint control of the arrangement have rights to the net assets of the joint venture. Joint control is the contractually agreed sharing of control of an arrangement, which exists only when decisions about the relevant activities require the unanimous consent of the parties sharing control.

Adjustments are made to bring into line any dissimilar accounting policies that may exist. The Group's share of the post-acquisition results and other comprehensive income of associates and joint ventures is included in the consolidated statement of profit or loss and other comprehensive income. In addition, when there has been a change recognised directly in the equity of the associate or joint venture, the Group recognises its share of any changes, when applicable, in the consolidated statement of changes in equity. Unrealised gains and losses resulting from transactions between the Group and its associates or joint ventures are eliminated to the extent of the Group's investments in the associates or joint ventures, except where unrealised losses provide evidence of an impairment of the asset transferred. Goodwill arising from the acquisition of associates or joint ventures is included as part of the Group's investments in associates or joint ventures.

If an investment in an associate becomes an investment in a joint venture or vice versa, the retained interest is not remeasured. Instead, the investment continues to be accounted for under the equity method. In all other cases, upon loss of significant influence over the associate or joint control over the joint venture, the Group measures and recognises any retained investment at its fair value. Any difference between the carrying amount of the associate or joint venture upon loss of significant influence or joint control and the fair value of the retained investment and proceeds from disposal is recognised in profit or loss.

When an investment in an associate or a joint venture is classified as held for sale, it is accounted for in accordance with IFRS 5 *Non-current Assets Held for Sale and Discontinued Operations*.

Segmental reporting

Operating segments are reported in a manner consistent with the internal reporting provided to the chief operating decision-maker ("CODM"). The CODM, who is responsible for allocating resources and assessing performance of the operating segments, has been identified as the office of the General Manager that makes strategic decisions.

Foreign currency translation

(i) Functional currency

Items included in the financial statements of each of the Group's entities are measured using the currency of the primary economic environment in which the entity operates (the "functional currency"). The financial statements are presented in "RMB", which is the Company's functional currency.

(ii) Transactions and balances

Foreign currency transactions are translated into the functional currency using the exchange rates prevailing at the dates of the transactions. Foreign exchange gains and losses resulting from the settlement of such transactions and from the translation at year-end exchange rates of monetary assets and liabilities denominated in foreign currencies are recognised in profit or loss, except when deferred in other comprehensive income as qualifying cash flow hedges or qualifying net investment hedges.

Foreign exchange gains and losses that relate to borrowings and cash and cash equivalents are presented in profit or loss within 'finance income' or 'finance costs'.

Non-monetary items that are measured in terms of historical cost in a foreign currency are translated using the exchange rates at the dates of the initial transactions. Non-monetary items measured at fair value in a foreign currency are translated using the exchange rates at the date when the fair value was measured. The gain or loss arising on translation of a non-monetary item measured at fair value is treated in line with the recognition of the gain or loss on change in fair value of the item (i.e., translation difference on the item whose fair value gain or loss is recognised in other comprehensive income or profit or loss is also recognised in other comprehensive income or profit or loss, respectively).

Notes to the Financial Statements

(Prepared in accordance with International Financial Reporting Standards)
31 December 2015

2.4 Summary of Significant Accounting Policies (continued)

Revenue recognition and sales in advance of carriage

Revenue comprises the fair value of the consideration received or receivable for the provision of services and the sale of goods in the ordinary course of the Group's activities. Revenue is stated net of business taxes or value-added taxes, returns, rebates and discounts and after eliminating sales within the Group.

Revenue is recognised when it is probable that the economic benefits will flow to the Group and when the revenue can be measured reliably, on the following basis:

(i) Traffic revenues

Passenger, cargo and mail revenues are recognised as traffic revenues when the transportation services are provided. The value of sold but unused tickets is recognised as sales in advance of carriage ("SIAC").

(ii) Ground service income and tour operation revenues

Revenues from the provision of ground services, tour, travel services and other travel related services are recognised when the services are rendered.

(iii) Cargo handling income

Revenues from the provision of cargo handling are recognised when the services are rendered.

(iv) Commission income

Commission income represents amounts earned from other carriers in respect of sales made by the Group on their behalf, and is recognised in profit or loss upon ticket sales.

(v) Other revenue

Revenues from other operating businesses, including income derived from the provision of freight forwarding, are recognised when the services are rendered.

(vi) Frequent flyer programmes

The Group operates frequent flyer programmes that provide travel awards to programme members based on accumulated miles. A portion of passengers revenue attributable to the award of frequent flyer benefits is deferred and recognised when the miles have been redeemed or have expired.

(vii) Interest income

Interest income is recognised on a time-proportion basis using the effective interest rate method.

The amount of revenue is not considered to be reliably measurable until all contingencies relating to the sale have been resolved. The Group bases its estimates on historical results, taking into consideration the type of customer, the type of transaction and the specifics of each arrangement.

Government grants

Grants from the government are recognised at their fair value where there is a reasonable assurance that the grant will be received and the Group will comply with all attached conditions. When the grant relates to an expense item, it is recognised as income on a systematic basis over the periods that the costs, which it is intended to compensate, are expensed.

Where the grant relates to an asset, the fair value is credited to a deferred income account and is released to profit or loss over the expected useful life of the relevant asset by equal annual instalments or deducted from the carrying amount of the asset and released to profit or loss by way of a reduced depreciation charge.

Notes to the Financial Statements

(Prepared in accordance with International Financial Reporting Standards)
31 December 2015

2.4 Summary of Significant Accounting Policies (continued)

Maintenance and overhaul costs

In respect of aircraft and engines under operating leases, the Group has obligations to fulfil certain return conditions under the leases. Provision for the estimated cost of these return condition checks is made on a straight-line basis over the term of the leases.

In respect of aircraft and engines owned by the Group or held under finance leases, overhaul costs that meet specific recognition criteria are capitalised as a component of property, plant and equipment and are depreciated over the appropriate maintenance cycles.

All other repairs and maintenance costs are charged to profit or loss as and when incurred.

Borrowing costs

Borrowing costs directly attributable to the acquisition, construction or production of qualifying assets, i.e., assets that necessarily take a substantial period of time to get ready for their intended use or sale, are capitalised as part of the cost of those assets. The capitalisation of such borrowing costs ceases when the assets are substantially ready for their intended use or sale. Investment income earned on the temporary investment of specific borrowings pending their expenditure on qualifying assets is deducted from the borrowing costs capitalised. All other borrowing costs are expensed in the period in which they are incurred. Borrowing costs consist of interest and other costs that an entity incurs in connection with the borrowing of funds.

Income tax

Income tax for the period comprises current and deferred tax. Income tax is recognised in profit or loss, except that it relates to items recognised in other comprehensive income or directly in equity. In this case the tax is also recognised in other comprehensive income or directly in equity, respectively.

The current income tax charge is calculated on the basis of the tax laws enacted or substantively enacted at the reporting date in the jurisdictions where the Company and its subsidiaries operate and generate taxable income. Management periodically evaluates positions taken in tax returns with respect to situations in which applicable tax regulation is subject to interpretation and establishes provisions where appropriate on the basis of amounts expected to be paid to the tax authorities.

Deferred tax is provided, using the liability method, on all temporary differences at the end of reporting period arising between the tax bases of assets and liabilities and their carrying amounts for financial reporting purpose. However, deferred tax liabilities are not recognised if they arise from the initial recognition of goodwill and deferred tax is not accounted for if it arises from initial recognition of an asset or liability in a transaction other than a business combination that at the time of the transaction affects neither accounting nor taxable profit or loss. Deferred tax is determined using tax rates that have been enacted or substantively enacted by the reporting date and are expected to apply when the related deferred tax asset is realised or the deferred tax liability is settled.

Deferred tax assets are recognised to the extent that it is probable that future taxable profit will be available against which the temporary differences can be utilised.

Deferred tax is provided on temporary differences arising on investments in subsidiaries, associates and joint ventures, except where the timing of the reversal of the temporary difference is controlled by the Group and it is probable that the temporary difference will not reverse in the foreseeable future.

Intangible assets

(i) Goodwill

Goodwill is initially measured at cost, being the excess of the aggregate of the consideration transferred, the amount recognised for non-controlling interests and any fair value of the Group's previously held equity interests in the acquiree over the identifiable net assets acquired and liabilities assumed. If the sum of this consideration and other items is lower than the fair value of the net assets acquired, the difference is, after reassessment, recognised in profit or loss as a gain on bargain purchase.

Notes to the Financial Statements

(Prepared in accordance with International Financial Reporting Standards)
31 December 2015

2.4 Summary of Significant Accounting Policies (continued)

Intangible assets (continued)

(i) Goodwill (continued)

After initial recognition, goodwill is measured at cost less any accumulated impairment losses. Goodwill is tested for impairment annually or more frequently if events or changes in circumstances indicate that the carrying value may be impaired. The Group performs its annual impairment test of goodwill as at 31 December. For the purpose of impairment testing, goodwill acquired in a business combination is, from the acquisition date, allocated to each of the Group's cash-generating units, or groups of cash-generating units, that are expected to benefit from the synergies of the combination, irrespective of whether other assets or liabilities of the Group are assigned to those units or groups of units.

Impairment is determined by assessing the recoverable amount of the cash-generating unit (group of cash-generating units) to which the goodwill relates. Where the recoverable amount of the cash-generating unit (group of cash-generating units) is less than the carrying amount, an impairment loss is recognised. An impairment loss recognised for goodwill is not reversed in a subsequent period.

(ii) Computer software costs

Acquired computer software licenses are capitalised on the basis of the costs incurred to acquire and bring to use the specific software. These costs are amortised using the straight-line method over their estimated useful lives of 5 years. Costs associated with developing or maintaining computer software programs are recognised as expenses when incurred.

Deferred pilot recruitment costs

Deferred pilot recruitment costs represent the costs borne by the Group in connection with securing certain minimum period of employment of pilots and are amortised on a straight-line basis over the anticipated beneficial period of 5 years, starting from the date the pilot joins the Group.

Related parties

A party is considered to be related to the Group if:

- (a) the party is a person or a close member of that person's family and that person
 - (i) has control or joint control over the Group;
 - (ii) has significant influence over the Group;
 - (iii) is a member of the key management personnel of the Group or of a parent of the Group;or
- (b) the party is an entity where any of the following conditions applies:
 - (i) the entity and the Group are members of the same group;
 - (ii) one entity is an associate or joint venture of the other entity (or of a parent, subsidiary or fellow subsidiary of the other entity);
 - (iii) the entity and the Group are joint ventures of the same third party;
 - (iv) one entity is a joint venture of a third entity and the other entity is an associate of the third entity;
 - (v) the entity is a post-employment benefit plan for the benefit of employees of either the Group or an entity related to the Group and the sponsoring employers of the post-employment benefit plan;
 - (vi) the entity is controlled or jointly controlled by a person identified in (a);
 - (vii) a person identified in (a)(i) has significant influence over the entity or is a member of the key management personnel of the entity (or of a parent of the entity); and
 - (viii) the entity, or any member of a group of which it is a part, provides key management personnel services to the Group or to the parent of the Group.

Notes to the Financial Statements

(Prepared in accordance with International Financial Reporting Standards)
31 December 2015

2.4 Summary of Significant Accounting Policies (continued)

Property, plant and equipment

Property, plant and equipment are recognised initially at cost which comprises purchase price, and any directly attributable costs of bringing the assets to the working condition and location for their intended use.

Where parts of an item of property, plant and equipment have different useful lives, the cost of that item is allocated on a reasonable basis among the parts and each part is depreciated separately.

When each major aircraft overhaul is performed, its cost is recognised in the carrying amount of the item of property, plant and equipment and is depreciated over the appropriate maintenance cycles. Components related to airframe overhaul cost, are depreciated on a straight-line basis over 5 to 7.5 years. Components related to engine overhaul costs, are depreciated between each overhaul period using the ratio of actual flying hours and estimated flying hours between overhauls. Upon completion of an overhaul, any remaining carrying amount of the cost of the previous overhaul is derecognised and charged to profit or loss.

Except for components related to overhaul costs, the depreciation method of which has been described in the preceding paragraph, other depreciation of property, plant and equipment is calculated using the straight-line method to write off their costs to their residual values over their estimated useful lives, as follows:

| | |
|---|----------------|
| Owned and finance leased aircraft and engines | 15 to 20 years |
| Other flight equipment, including rotables | 10 years |
| Buildings | 8 to 45 years |
| Other property, plant and equipment | 3 to 20 years |

Residual values, useful lives and the depreciation method are reviewed, and adjusted if appropriate, at each financial year end. The carrying amount of an item of property, plant and equipment is written off immediately to its recoverable amount if its carrying amount is greater than its estimated recoverable amount.

Gains and losses on disposals are determined by comparing the proceeds with the assets' carrying amounts and are recognised in profit or loss.

Construction in progress represents buildings under construction and equipment pending for installation. This includes the costs of construction or acquisition and capitalised borrowing cost. No depreciation is provided on construction in progress until the asset is completed and ready for use.

Investment properties

Investment properties are interests in land and buildings (including the leasehold interest under an operating lease for a property which would otherwise meet the definition of an investment property) held to earn rental income and/or for capital appreciation, rather than for use in the production or supply of goods or services or for administrative purposes; or for sale in the ordinary course of business. Such properties are measured initially at cost, including transaction costs. After initial recognition, the Group chooses the cost model to measure all of its investment properties.

Depreciation is calculated on the straight-line basis to write off the cost to its residual value over its estimated useful life. The estimated useful lives are as follows:

| | |
|-----------|----------------|
| Buildings | 30 to 35 years |
|-----------|----------------|

The carrying amounts of investment properties measured using the cost method are reviewed for impairment when events or changes in circumstances indicate that the carrying amounts may not be recoverable.

Any gains or losses on the retirement or disposal of an investment property are recognised in profit or loss in the year of the retirement or disposal.

Notes to the Financial Statements

(Prepared in accordance with International Financial Reporting Standards)
31 December 2015

2.4 Summary of Significant Accounting Policies (continued)

Impairment of investments in subsidiaries, associates, joint ventures and non-financial assets

Assets that have indefinite useful lives or which are not yet available for use are not subject to amortisation and are tested for impairment at least annually or whenever there is indication of impairment. Other assets are reviewed for impairment whenever events or changes in circumstances indicate that the carrying amount may not be recoverable. An impairment loss is recognised for the amount by which the asset's carrying amount exceeds its recoverable amount. The recoverable amount is the higher of an asset's fair value less costs to sell and value in use. For the purpose of assessing impairment, assets are grouped at the lowest level for which there are separately identifiable cash flows (cash-generating units). Non-financial assets other than goodwill that have suffered impairment are reviewed for possible reversal of the impairment at the end of each reporting period.

Non-current assets and disposal groups held for sale

Non-current assets and disposal of groups are classified as assets held for sale when their carrying amount is to be recovered principally through a sale transaction rather than through continuing use. For this to be the case, the asset or disposal group must be available for immediate sale in its present condition subject only to terms that are usual and customary for the sale of such assets or disposal groups and its sale must be highly probable. All assets and liabilities of a subsidiary classified as a disposal group are reclassified as held for sale regardless of whether the Group retains a non-controlling interest in its former subsidiary after the sale.

Non-current assets and disposal groups classified as held for sale are measured at the lower of their carrying amounts and fair values less costs to sell. Property, plant and equipment and intangible assets classified as held for sale are not depreciated or amortised.

Lease prepayments

Lease prepayments represent acquisition costs of land use rights less accumulated amortisation. Amortisation is provided over the lease period of the land use rights on a straight-line basis.

Advanced payments on acquisition of aircraft

Advanced payments on acquisition of aircraft represent payments to aircraft manufacturers to secure deliveries of aircraft in future years, including attributable borrowing costs, and are included in non-current assets. The balance is transferred to property, plant and equipment upon delivery of the aircraft.

Flight equipment spare parts

Flight equipment spare parts are stated at the lower of cost and net realisable value. Cost is determined using the weighted average method. The cost of flight equipment spare parts comprises the purchase price (net of discounts), freight charges, duty and other miscellaneous charges. Net realisable value is the estimated selling price of the flight equipment in the ordinary course of business, less applicable selling expenses.

Trade and other receivables

Trade and other receivables are non-derivative financial assets with fixed or determined payments that are not quoted in an active trade market. The Group's trade and other receivables are recognised initially at fair value and subsequently measured at amortised cost using the effective interest rate method, less provision for impairment. A provision for impairment of trade and other receivables is provided when there is objective evidence that the Group will not be able to collect all amounts due according to the original terms of the receivables. Significant financial difficulties of the debtor, probability that the debtor will enter bankruptcy or financial reorganisation, and default or delinquency in payments are considered indicators that the trade and other receivables are impaired. The amount of the provision is the difference between the asset's carrying amount and the present value of estimated future cash flows, discounted at the original effective interest rate. The carrying amount of the assets is reduced through the use of an allowance account, and the amount of the loss is recognised in profit or loss. When trade and other receivables are uncollectible, they are written off against the provision account for trade and other receivables. Subsequent recoveries of amounts previously written off are credited in profit or loss.

Notes to the Financial Statements

(Prepared in accordance with International Financial Reporting Standards)
31 December 2015

2.4 Summary of Significant Accounting Policies (continued)

Cash and cash equivalents

For the purpose of the consolidated statement of cash flows, cash and cash equivalents comprise cash on hand and demand deposits, and short term highly liquid investments that are readily convertible into known amounts of cash, are subject to an insignificant risk of changes in value, and have a short maturity of generally within three months when acquired, less bank overdrafts which are repayable on demand and form an integral part of the Group's cash management.

For the purpose of the consolidated statement of financial position, cash and cash equivalents comprise cash on hand and at banks, including assets similar in nature to cash, which are not restricted as to use.

Trade and other payables

Trade and other payables are obligations to pay for goods or services that have been acquired in the ordinary course of business from suppliers. Trade and other payables are classified as current liabilities if payment is due within one year or less (or in the normal operating cycle of the business if longer). If not, they are presented as non-current liabilities.

Trade and other payables are recognised initially at fair value and subsequently measured at amortised cost using the effective interest rate method.

Borrowings

Borrowings are recognised initially at fair value, net of transaction costs incurred. Borrowings are subsequently stated at amortised cost; any differences between the proceeds (net of transaction costs) and the redemption value is recognised in profit or loss over the period of the borrowings using the effective interest rate method.

Borrowings are classified as current liabilities unless the Group has an unconditional right to defer settlement of the liability for at least 12 months after the reporting date in which case such borrowings are classified as non-current liabilities.

Provisions

Provisions are recognised when the Group has a present legal or constructive obligation as a result of past events; it is probable that an outflow of resources will be required to settle the obligation; provided that the amount can be reliably estimated.

Where there are a number of similar obligations, the likelihood that an outflow will be required in settlement is determined by considering the class of obligations as a whole. A provision is recognised even if the likelihood of an outflow with respect to any one item included in the same class of obligations may be small.

Provisions are measured at the present value of the expenditures expected to be required to settle the obligation using a pre-tax rate that reflects current market assessments of the time value of money and the risks specific to the obligation. The increase in the provision due to passage of time is recognised as interest expense.

For the contract under which the unavoidable costs of meeting the obligations under the contract exceed the economic benefits expected to be received under it, the present obligation under the contract is recognised and measured as a provision.

Leases

(i) As lessee

Finance leases

Leases where the Group has acquired substantially all the risks and rewards of ownership are classified as finance leases. Finance leases are capitalised at the lease's commencement at the lower of the fair value of the assets and the present value of the minimum lease payments.

Notes to the Financial Statements

(Prepared in accordance with International Financial Reporting Standards)
31 December 2015

2.4 Summary of Significant Accounting Policies (continued)

Leases (continued)

(i) As lessee (continued)

Finance leases (continued)

Each lease payment is allocated between the liability and finance charges. The corresponding rental obligations, net of finance charges, are included in current portion of obligation under finance leases and obligations under finance leases, respectively. The interest element of the finance cost is charged to profit or loss over the lease period so as to produce a constant periodic rate of interest on the remaining balance of the liability for each period. Leased assets are depreciated using a straight-line basis over their expected useful lives to residual values.

For sale and leaseback transactions resulting in a finance lease, differences between sales proceeds and net book values are deferred and amortised over the lease terms.

Operating leases

Leases in which a significant portion of the risks and rewards of ownership are retained by the lessor are classified as operating leases. Payments made under operating leases (net of any incentives received from the lessor) are charged to profit or loss on a straight-line basis over the period of the lease.

For sale and leaseback transactions resulting in an operating lease, differences between sales proceeds and net book values are recognised immediately in profit or loss, except to the extent that any profit or loss is compensated for by future lease payments at above or below market value, then the profit or loss is deferred and amortised over the period for which the asset is expected to be used.

(ii) As lessor

Assets leased out under operating leases are included in property, plant and equipment in the statement of financial position. They are depreciated over their expected useful lives on a basis consistent with similar property, plant and equipment. Rental income is recognised on a straight-line basis over the lease term.

Retirement benefits

(i) Defined contribution plans

The Group participates in schemes regarding pension and medical benefits for employees organised by the municipal governments of the relevant provinces. Contributions to these schemes are expensed as incurred.

The Group also implemented an additional defined contribution pension benefit scheme (annuity) for voluntary eligible employees. Contributions are made based on a percentage of the employees' total salaries and are charged to profit or loss as incurred.

(ii) Defined benefit plan

The Group provides eligible retirees with certain post-retirement benefits including retirement subsidies, transportation allowance as well as other welfare. The defined post-retirement benefits are unfunded. The cost of providing benefits under the post-retirement benefit plan is determined using the projected unit credit actuarial valuation method.

Remeasurements arising from the post-retirement benefit plan, comprising actuarial gains and losses, the effect of the asset ceiling (excluding net interest) and the return on plan assets (excluding net interest), are recognised immediately in the consolidated statement of financial position with a corresponding debit or credit to equity through other comprehensive income in the period in which they occur. Remeasurements are not reclassified to profit or loss in subsequent periods.

Past service costs are recognised in profit or loss at the earlier of:

- the date of the plan amendment or curtailment; and
- the date that the Group recognises restructuring-related costs

Notes to the Financial Statements

(Prepared in accordance with International Financial Reporting Standards)
31 December 2015

2.4 Summary of Significant Accounting Policies (continued)

Retirement benefits (continued)

(ii) Defined benefit plan (continued)

Net interest is calculated by applying the discount rate to the net defined benefit liability or asset. The Group recognises the following changes in the net defined benefit obligation under "Wages, salaries and benefits" and "Finance costs" in profit or loss:

- service costs comprising current service costs, past-service costs, gains and losses on curtailments and non-routine settlements
- net interest expense

Derivative financial instruments and hedge accounting

Initial recognition and subsequent measurement

The Group uses derivative financial instruments, such as forward currency contracts and interest rate swaps, to hedge its foreign currency risk and interest rate risk, respectively. Such derivative financial instruments are initially recognised at fair value on the date on which a derivative contract is entered into and are subsequently remeasured at fair value. Derivatives are carried as assets when the fair value is positive and as liabilities when the fair value is negative.

Any gains or losses arising from changes in fair value of derivatives are taken directly to profit or loss, except for the effective portion of cash flow hedges, which is recognised in other comprehensive income and later reclassified to profit or loss when the hedged item affects profit or loss.

For the purpose of hedge accounting, hedges are classified as:

- fair value hedges when hedging the exposure to changes in the fair value of a recognised asset or liability or an unrecognised firm commitment; or
- cash flow hedges when hedging the exposure to variability in cash flows that is either attributable to a particular risk associated with a recognised asset or liability or a highly probable forecast transaction, or a foreign currency risk in an unrecognised firm commitment; or
- hedges of a net investment in a foreign operation.

At the inception of a hedge relationship, the Group formally designates and documents the hedge relationship to which the Group wishes to apply hedge accounting, the risk management objective and its strategy for undertaking the hedge. The documentation includes identification of the hedging instrument, the hedged item or transaction, the nature of the risk being hedged and how the Group will assess the hedging instrument's effectiveness of changes in the hedging instrument's fair value in offsetting the exposure to changes in the hedged item's fair value or cash flows attributable to the hedged risk. Such hedges are expected to be highly effective in achieving offsetting changes in fair value or cash flows and are assessed on an ongoing basis to determine that they actually have been highly effective throughout the financial reporting periods for which they were designated.

Hedges which meet the strict criteria for hedge accounting are accounted for as follows:

Fair value hedges

The change in the fair value of a hedging derivative is recognised in profit or loss. The change in the fair value of the hedged item attributable to the risk hedged is recorded as a part of the carrying amount of the hedged item and is also recognised in profit or loss.

For fair value hedges relating to items carried at amortised cost, the adjustment to carrying value is amortised through profit or loss over the remaining term of the hedge using the effective interest rate method. Effective interest rate amortisation may begin as soon as an adjustment exists and shall begin no later than when the hedged item ceases to be adjusted for changes in its fair value attributable to the risk being hedged. If the hedged item is derecognised, the unamortised fair value is recognised immediately in profit or loss.

Notes to the Financial Statements

(Prepared in accordance with International Financial Reporting Standards)
31 December 2015

2.4 Summary of Significant Accounting Policies (continued)

Derivative financial instruments and hedge accounting (continued)

Fair value hedges (continued)

When an unrecognised firm commitment is designated as a hedged item, the subsequent cumulative change in the fair value of the firm commitment attributable to the hedged risk is recognised as an asset or liability with a corresponding gain or loss recognised in profit or loss. The changes in the fair value of the hedging instrument are also recognised in profit or loss.

Cash flow hedges

The effective portion of the gain or loss on the hedging instrument is recognised directly in other comprehensive income in the hedging reserve, while any ineffective portion is recognised immediately in profit or loss.

Amounts recognised in other comprehensive income are transferred to profit or loss when the hedged transaction affects profit or loss, such as when hedged financial income or financial expense is recognised or when a forecast sale occurs. Where the hedged item is the cost of a non-financial asset or non-financial liability, the amounts recognised in other comprehensive income are transferred to the initial carrying amount of the non-financial asset or non-financial liability.

If the hedging instrument expires or is sold, terminated or exercised without replacement or rollover (as part of the hedging strategy), or if its designation as a hedge is revoked, or when the hedge no longer meets the criteria for hedge accounting, the amounts previously recognised in other comprehensive income remain in other comprehensive income until the forecast transaction occurs or the foreign currency firm commitment is met.

Current versus non-current classification

The full fair value of a hedging derivative is classified as a non-current asset or liability when the remaining maturity of the hedged items is more than 12 months and as a current asset or liability when the remaining maturity of the hedged item is less than 12 months.

Available-for-sale investments

Investments in securities other than subsidiaries, associates and joint ventures, being held for non-trading purposes, are classified as available-for-sale investments and are recognised on the trade-date – the date on which the Group commits to purchase or sell the asset. Investments are initially recognised at fair value plus transaction costs. At each reporting date, the fair value is remeasured, with any resulting gain or loss being recognised in other comprehensive income, except for impairment losses. When these investments are derecognised, the cumulative gain or loss previously recognised in other comprehensive income is recognised in profit or loss.

When the fair value of unlisted equity investments cannot be reliably measured because (a) the variability in the range of reasonable fair value estimates is significant for that investment or (b) the probabilities of the various estimates within the range cannot be reasonably assessed and used in estimating fair value, such investments are stated at cost less any impairment losses.

The Group assesses at each reporting date whether there is objective evidence that a financial asset is impaired. In the case of equity securities classified as available for sale, a significant or prolonged decline in the fair value of the securities below its cost is considered an indicator that the securities are impaired. If any such evidence exists for available-for-sale investments, the cumulative loss, measured as the difference between the acquisition cost and the current fair value less any impairment loss on that financial asset previously recognised in profit or loss, is removed from equity and recognised in profit or loss. Impairment losses recognised in profit or loss on equity instruments are not reversed through profit or loss.

Dividend distribution

Dividend distribution to the Company's shareholders is recognised as a liability in the consolidated financial statements in the period in which the dividends are approved by the Company's shareholders.

Notes to the Financial Statements

(Prepared in accordance with International Financial Reporting Standards)
31 December 2015

2.4 Summary of Significant Accounting Policies (continued)

Fair value measurement

The Group measures its derivative financial instruments and listed equity investments at fair value at the end of each reporting period. Fair value is the price that would be received to sell an asset or paid to transfer a liability in an orderly transaction between market participants at the measurement date. The fair value measurement is based on the presumption that the transaction to sell the asset or transfer the liability takes place either in the principal market for the asset or liability, or in the absence of a principal market, in the most advantageous market for the asset or liability. The principal or the most advantageous market must be accessible by the Group. The fair value of an asset or a liability is measured using the assumptions that market participants would use when pricing the asset or liability, assuming that market participants act in their economic best interest.

A fair value measurement of a non-financial asset takes into account a market participant's ability to generate economic benefits by using the asset in its highest and best use or by selling it to another market participant that would use the asset in its highest and best use.

The Group uses valuation techniques that are appropriate in the circumstances and for which sufficient data are available to measure fair value, maximising the use of relevant observable inputs and minimising the use of unobservable inputs.

All assets and liabilities for which fair value is measured or disclosed in the financial statements are categorised within the fair value hierarchy, described as follows, based on the lowest level input that is significant to the fair value measurement as a whole:

- Level 1 – based on quoted prices (unadjusted) in active markets for identical assets or liabilities
- Level 2 – based on valuation techniques for which the lowest level input that is significant to the fair value measurement is observable, either directly or indirectly
- Level 3 – based on valuation techniques for which the lowest level input that is significant to the fair value measurement is unobservable

For assets and liabilities that are recognised in the financial statements on a recurring basis, the Group determines whether transfers have occurred between levels in the hierarchy by reassessing categorisation (based on the lowest level input that is significant to the fair value measurement as a whole) at the end of each reporting period.

Business combination

Business combinations are accounted for using the acquisition method. The consideration transferred is measured at the acquisition date fair value which is the sum of the acquisition date fair values of assets transferred by the Group, liabilities assumed by the Group to the former owners of the acquiree and the equity interests issued by the Group in exchange for control of the acquiree. For each business combination, the Group elects whether to measure the non-controlling interests in the acquiree that are present ownership interests and entitle their holders to a proportionate share of net assets in the event of liquidation at fair value or at the proportionate share of the acquiree's identifiable net assets. All other components of non-controlling interests are measured at fair value. Acquisition-related costs are expensed as incurred.

When the Group acquires a business, it assesses the financial assets and liabilities assumed for appropriate classification and designation in accordance with the contractual terms, economic circumstances and pertinent conditions as at the acquisition date. This includes the separation of embedded derivatives in host contracts of the acquiree.

If the business combination is achieved in stages, the previously held equity interest is remeasured at its acquisition date fair value and any resulting gain or loss is recognised in profit or loss.

Any contingent consideration to be transferred by the acquirer is recognised at fair value at the acquisition date. Contingent consideration classified as an asset or liability is measured at fair value with changes in fair value recognised in profit or loss. Contingent consideration that is classified as equity is not remeasured and subsequent settlement is accounted for within equity.

Notes to the Financial Statements

(Prepared in accordance with International Financial Reporting Standards)
31 December 2015

2.4 Summary of Significant Accounting Policies (continued)

Derecognition of financial assets

A financial asset (or, where applicable, a part of a financial asset or part of a group of similar financial assets) is primarily derecognised (i.e., removed from the Group's consolidated statement of financial position) when:

- the rights to receive cash flows from the asset have expired; or
- the Group has transferred its rights to receive cash flows from the asset or has assumed an obligation to pay the received cash flows in full without material delay to a third party under a "pass-through" arrangement; and either (a) the Group has transferred substantially all the risks and rewards of the asset, or (b) the Group has neither transferred nor retained substantially all the risks and rewards of the asset, but has transferred control of the asset.

When the Group has transferred its rights to receive cash flows from an asset or has entered into a pass-through arrangement, it evaluates if and to what extent it has retained the risk and rewards of ownership of the asset. When it has neither transferred nor retained substantially all the risks and rewards of the asset nor transferred control of the asset, the Group continues to recognise the transferred asset to the extent of the Group's continuing involvement. In that case, the Group also recognises an associated liability. The transferred asset and the associated liability are measured on a basis that reflects the rights and obligations that the Group has retained.

Continuing involvement that takes the form of a guarantee over the transferred asset is measured at the lower of the original carrying amount of the asset and the maximum amount of consideration that the Group could be required to repay.

3. Financial Risk Management

(a) Financial risk factors

The Group's activities expose it to a variety of financial risks: market risk (including currency risk, fair value interest rate risk, cash flow interest rate risk and fuel price risk), credit risk, and liquidity risk. The Group's overall risk management programme focuses on the unpredictability of financial markets and seeks to minimise potential adverse effects on the Group's financial performance. The Group uses derivative financial instruments to manage risk exposures whenever management considers necessary.

Risk management is carried out by a central treasury department (the "Group Treasury") under policies approved by the Board. The Group Treasury identifies, evaluates and hedges financial risks in close cooperation with the Group's operating units. The overall risk management strategies, as well as written policies covering specific areas, such as foreign currency risk, interest rate risk, credit risk, use of derivative financial instruments and non-derivative financial instruments were approved by the Board.

Foreign currency risk

The Group operates its business in many countries and territories. The Group generates its revenue in different currencies, and its foreign currency liabilities at the end of the period are much higher than its foreign currency assets. The Group's major liability item (mainly resulting from purchases of aircraft) is mainly priced and settled in foreign currencies, primarily US dollars. The Group is exposed to currency risks from fluctuations in various foreign currency exchange rates against RMB.

RMB is not a freely convertible currency and is regulated by the PRC government. Limitation on foreign exchange transactions imposed by the PRC government could cause future exchange rates to vary significantly from current or historical exchange rates.

In addition, fluctuations in foreign currency exchange rates will affect the Group's future costs for purchases of aircraft, flight equipment and aviation fuel, and take-off and landing charges in foreign airports.

The Group entered into certain foreign exchange forward contracts and cross currency swap to manage part of these foreign currency risks. As at 31 December 2015, the currency derivatives at notional value and cross currency swap at notional value were RMB78 million and RMB244 million, respectively. Details of foreign currency forward contracts and cross currency swap are disclosed in Note 39 to the financial statements.

Notes to the Financial Statements

(Prepared in accordance with International Financial Reporting Standards)
31 December 2015

3. Financial Risk Management (continued)

(a) Financial risk factors (continued)

Foreign currency risk (continued)

The following tables detail the Group's exposure at the reporting dates to major currency risk:

| | 2015 | | |
|--|--------------------|---------------------|--------------------|
| | USD RMB million | Euro RMB million | JPY RMB million |
| Trade and other receivables | 1,684 | 92 | 16 |
| Cash and cash equivalents | 7,755 | 56 | 36 |
| Deposits relating to aircraft under operating leases | 145 | — | — |
| Other non-current assets | 322 | — | — |
| Trade and other payables | (124) | — | (3) |
| Obligations under finance leases | (50,342) | — | (344) |
| Borrowings | (36,943) | — | — |

| | 2014 | | |
|--|--------------------|---------------------|--------------------|
| | USD RMB million | Euro RMB million | JPY RMB million |
| Trade and other receivables | 1,684 | 97 | 12 |
| Cash and cash equivalents | 490 | 45 | 16 |
| Deposits relating to aircraft under operating leases | 482 | — | — |
| Other non-current assets | 46 | — | — |
| Trade and other payables | (30) | — | (2) |
| Obligations under finance leases | (36,437) | — | (375) |
| Borrowings | (42,984) | — | — |

The following tables indicate the approximate change in the Group's consolidated statement of profit or loss and other comprehensive income in response to a 1% appreciation or depreciation of the RMB against the following major currencies at the reporting dates:

| | 2015 | | 2014 | |
|---|--|---|--|---|
| | Effect on profit or loss income RMB million | Effect on other comprehensive income RMB million | Effect on profit or loss RMB million | Effect on other comprehensive income RMB million |
| If the RMB(weakens)/strengthens against the US dollars | (581)/581 | — | (628)/628 | — |
| If the RMB(weakens)/strengthens against the Euro | 1/(1) | — | 2/(2) | — |
| If the RMB(weakens)/strengthens against the Japanese Yen | (2)/2 | — | (4)/4 | — |

Notes to the Financial Statements

(Prepared in accordance with International Financial Reporting Standards)
31 December 2015

3. Financial Risk Management (continued)

(a) Financial risk factors (continued)

Interest rate risk

The Group's interest rate risk primarily arises from borrowings and obligations under finance leases. Borrowings issued at variable rates expose the Group to cash flow interest rate risk. Borrowings and finance leases issued at fixed rates expose the Group to fair value interest rate risk. The Group determines the proportion of borrowings and finance leases issued at variable rates and fixed rates based on the market environment.

The Group's finance department has been monitoring the level of interest rates. The increase in the interest rates will increase the interest costs of borrowings and finance leases issued at variable rates, which will further impact the performance of the Group. To hedge against the variability in the cash flows arising from a change in market interest rates, the Group has entered into certain interest rate swaps to swap variable rates into fixed rates. The interest rates and terms of repayment of borrowings made to the Group and interest rate swaps are disclosed in Notes 34 and 39(a) to the financial statements.

The following tables detail the interest rate profiles of the Group's interest-bearing financial instruments at the reporting dates:

| | 2015 RMB million | 2014 RMB million |
|---|---------------------|---------------------|
| Floating rate instruments | | |
| Cash and cash equivalents | 9,080 | 1,355 |
| Restricted bank deposits and short-term bank deposits | 35 | 38 |
| Bills payable included in trade and bills payable | (800) | - |
| Borrowings | (34,823) | (37,302) |
| Obligations under finance leases | (52,399) | (38,695) |
| Interest rate swap at notional amount | 9,474 | 4,791 |
| Cross currency swap at notional amount | 244 | - |

| | 2015 RMB million | 2014 RMB million |
|---------------------------------------|---------------------|---------------------|
| Fixed rate instruments | | |
| Borrowings | (31,889) | (21,887) |
| Interest rate swap at notional amount | 48 | 110 |

The following table indicates the approximate change in the Group's profit or loss and other comprehensive income, taking the interest rate swap into consideration, if interest rate had been 25 basis points higher with all other variables held constant:

| | 2015 | | 2014 | |
|---------------------------|--|---|--|---|
| | Effect on profit or loss income RMB million | Effect on other comprehensive income RMB million | Effect on profit or loss RMB million | Effect on other comprehensive income RMB million |
| Floating rate instruments | (148) | 18 | (161) | 12 |

Notes to the Financial Statements

(Prepared in accordance with International Financial Reporting Standards)
31 December 2015

3. Financial Risk Management (continued)

(a) Financial risk factors (continued)

Fuel price risk

The Group's results of operations may be significantly affected by fluctuations in fuel prices which is a significant expense component for the Group. Aircraft fuel accounts for approximate 23% of the Group's operating expenses (2014: 34%).

As at 31 December 2015, the Group had no open crude oil option contracts.

For the year ended 31 December 2015, if fuel price had been 5% higher/lower with all other variables held constant, the Group's fuel cost would have been RMB1,016 million higher/lower (2014: RMB1,512 million higher/lower).

Credit risk

The Group's credit risk is primarily attributable to cash and cash equivalents, deposits and derivative financial instruments with banks and financial institutions, as well as credit exposures to sales agents.

A significant portion of the Group's air tickets are sold by sales agents participating in the Billing and Settlements Plan ("BSP"), a clearing system between airlines and sales agents organised by the International Air Transportation Association. The balance due from BSP agents amounted to approximately RMB752 million as at 31 December 2015 (2014: approximately RMB848 million). The credit risk exposure to BSP and the remaining trade receivables are maintained by the Group on an on-going basis and the allowance for impairment of doubtful debts is within management's expectations.

The Group's cash management policy is to deposit cash and cash equivalents mainly in state-owned banks and other banks which are highly rated by international credit rating companies. The Group also deposits cash and cash equivalents in an associate financial institution owned by its holding company (Note 47(c)(iii)). Management does not expect any loss to arise from non-performance by these banks and the financial institution.

Transactions in relation to derivative financial instruments are only carried out with reputable banks and financial institutions. The Group has policies that limit the amount of credit exposure to any bank and financial institution. Management does not expect any losses from non-performance by these banks and financial institutions.

Liquidity risk

The Group's primary cash requirements have been for day-to-day operations, additions of and upgrades to aircraft, engines and flight equipment and repayments of related borrowings. The Group finances its working capital requirements through a combination of funds generated from operations and borrowings including bank loans, debentures and bonds (both short-term and long-term). The Group generally finances the acquisition of aircraft through long-term finance leases or bank loans.

The Group operates with a working capital deficit. As at 31 December 2015, the Group's net current liabilities amounted to RMB51,309 million (2014: RMB42,887 million). For the year ended 31 December 2015, the Group recorded a net cash inflow from operating activities of RMB24,325 million (2014: inflow RMB12,296 million), a net cash outflow from investing activities and financing activities of RMB16,717 million (2014: outflow RMB12,921 million), and an increase in cash and cash equivalents of RMB7,608 million (2014: decrease of RMB625 million).

The Directors of the Company believe that cash from operations and bank loans will be sufficient to meet the Group's operating cash flow. Due to the dynamic nature of the underlying businesses, the Group's treasury policy aims at maintaining flexibility in funding by keeping credit lines available. The Directors of the Company believe that the Group has obtained sufficient general credit facilities from the PRC banks for financing future capital commitments and for working capital purposes (see Note 2.1).

The table below analyses the Group's financial liabilities that will be settled into relevant maturity groupings based on the remaining period at the reporting date to the contractual maturity date. The amounts disclosed in the table are the contractual undiscounted cash flows.

Notes to the Financial Statements

(Prepared in accordance with International Financial Reporting Standards)
31 December 2015

3. Financial Risk Management (continued)

(a) Financial risk factors (continued)

Liquidity risk (continued)

| | Less than 1 year RMB million | Between 1 and 2 years RMB million | Between 2 and 5 years RMB million | Over 5 years RMB million |
|----------------------------------|------------------------------------|---|---|--------------------------------|
| At 31 December 2015 | | | | |
| Borrowings | 39,794 | 11,067 | 9,477 | 10,873 |
| Derivative financial instruments | 4 | – | 58 | 39 |
| Obligations under finance leases | 7,377 | 7,101 | 19,183 | 25,167 |
| Trade, bills and other payables | 15,433 | – | – | – |
| Total | 62,608 | 18,168 | 28,718 | 36,079 |
| At 31 December 2014 | | | | |
| Borrowings | 30,204 | 9,751 | 12,532 | 12,170 |
| Derivative financial instruments | – | 18 | 59 | 18 |
| Obligations under finance leases | 5,453 | 5,174 | 13,165 | 19,272 |
| Trade, bills and other payables | 14,901 | – | – | – |
| Total | 50,558 | 14,943 | 25,756 | 31,460 |

(b) Capital risk management

The Group's objectives when managing capital are to safeguard the Group's ability to continue as a going concern in order to provide returns for shareholders and benefits for other stakeholders and to maintain an optimal capital structure to reduce the cost of capital.

In order to maintain or adjust the capital structure, the Group may adjust the amount of dividends paid to shareholders, issue new shares or sell assets to reduce debt.

The Group monitors capital on the basis of the debt ratio, which is calculated as total liabilities divided by total assets. The debt ratios at 31 December 2015 and 2014 were as follows:

| | 2015 RMB million | 2014 RMB million |
|-------------------|---------------------|---------------------|
| Total liabilities | 158,061 | 134,058 |
| Total assets | 197,992 | 165,829 |
| Debt ratio | 0.80 | 0.81 |

Notes to the Financial Statements

(Prepared in accordance with International Financial Reporting Standards)
31 December 2015

3. Financial Risk Management (continued)

(c) Fair value estimation of financial assets and liabilities

Financial instruments not measured at fair value

The carrying amounts and fair values of the Group's financial instruments, other than those with carrying amounts that reasonably approximate to fair values, were as follows:

| | 2015 | | 2014 | |
|--|------------------|---------------|------------------|---------------|
| | Carrying amounts | Fair values | Carrying amounts | Fair values |
| | RMB million | RMB million | RMB million | RMB million |
| Financial assets | | | | |
| Deposits relating to aircraft held under operating leases included in other non-current assets | 338 | 316 | 482 | 466 |
| Financial liabilities | | | | |
| Long-term bank borrowings | 33,386 | 32,880 | 30,925 | 31,914 |
| Obligations under finance leases | 52,399 | 50,839 | 38,695 | 38,455 |
| Total | 85,785 | 83,719 | 69,620 | 70,369 |

Management assessed cash and cash equivalents, restricted bank deposits and short-term bank deposits, trade receivables, other receivables, trade and bills payable, other payables, short-term debentures, short-term bank borrowings and short-term guaranteed bonds. Given their short term nature, their carrying amounts approximated to their fair values.

The fair values of the deposits relating to aircraft held under operating leases included in other non-current assets, long-term bank borrowings and obligations under finance leases have been measured using significant observable inputs and calculated by discounting the expected future cash flows using rates currently available for instruments with similar terms, credit risk and remaining maturities.

Financial instruments measured at fair value

The Group enters into derivative financial instruments with various counterparties, principally financial institutions with high credit ratings. Derivative financial instruments, including forward currency contracts, interest rate swaps, cross currency swap are measured using valuation techniques similar to forward pricing and swap models, using present value calculations. The models incorporate various market observable inputs including the foreign exchange spot and forward rates and interest rate curves. As at 31 December 2015, the marked to market value of the derivative asset position is net of a credit valuation adjustment attributable to derivative counterparty default risk. The changes in counterparty credit risk had no material effect on the hedge effectiveness assessment for derivatives designated in hedge relationship and other financial instruments recognised at fair value.

Notes to the Financial Statements

(Prepared in accordance with International Financial Reporting Standards)
31 December 2015

3. Financial Risk Management (continued)

(c) Fair value estimation of financial assets and liabilities (continued)

Fair value hierarchy

The following tables illustrate the fair value measurement hierarchy of the Group's financial instruments:

Assets and liabilities measured at fair value:

As at 31 December 2015

| | Fair value measurement using | | | Total RMB million |
|--|---|---|---|----------------------|
| | Quoted prices in active markets (Level 1) RMB million | Significant observable inputs (Level 2) RMB million | Significant unobservable inputs (Level 3) RMB million | |
| Assets | | | | |
| Derivative financial instruments | | | | |
| – Forward foreign exchange contracts (Note 39(b)) | – | 16 | – | 16 |
| – Interest rate swaps (Note 39(a)) | – | 22 | – | 22 |
| – Cross currency swap (Note 39(c)) | – | 7 | – | 7 |
| Available-for-sale investments | 317 | – | – | 317 |
| Total | 317 | 45 | – | 362 |
| Liabilities | | | | |
| Derivative financial instruments | | | | |
| – Interest rate swaps (Note 39(a)) | – | 101 | – | 101 |

As at 31 December 2014

| | Fair value measurement using | | | Total RMB million |
|--|---|---|---|----------------------|
| | Quoted prices in active markets (Level 1) RMB million | Significant observable inputs (Level 2) RMB million | Significant unobservable inputs (Level 3) RMB million | |
| Assets | | | | |
| Derivative financial instruments | | | | |
| – Forward foreign exchange contracts (Note 39(b)) | – | 27 | – | 27 |
| – Interest rate swaps (Note 39(a)) | – | 8 | – | 8 |
| Available-for-sale investments | 195 | – | – | 195 |
| Total | 195 | 35 | – | 230 |
| Liabilities | | | | |
| Derivative financial instruments | | | | |
| – Interest rate swaps (Note 39(a)) | – | 95 | – | 95 |

The fair value of financial instruments traded in active markets was based on quoted market prices at the reporting dates. Available-for-sale investments are listed A share and listed H share stock investments.

The fair values of derivative financial instruments are determined by using valuation techniques. These valuation techniques use applicable models and maximise the use of observable market data where it is available and also use quoted market prices or dealer quotes for reference.

Notes to the Financial Statements

(Prepared in accordance with International Financial Reporting Standards)
31 December 2015

3. Financial Risk Management (continued)

(c) Fair value estimation of financial assets and liabilities (continued)

Fair value hierarchy (continued)

Assets and liabilities for which fair values are disclosed:

As at 31 December 2015

| | Fair value measurement using | | | Total RMB million |
|--|---|---|---|----------------------|
| | Quoted prices in active markets (Level 1) RMB million | Significant observable inputs (Level 2) RMB million | Significant unobservable inputs (Level 3) RMB million | |
| Assets | | | | |
| Deposits relating to aircraft held under operating leases included in other long-term assets | – | 316 | – | 316 |
| Liabilities | | | | |
| Long-term bank borrowings | – | 32,880 | – | 32,880 |
| Obligations under finance leases | – | 50,839 | – | 50,839 |
| Total | – | 83,719 | – | 83,719 |

As at 31 December 2014

| | Fair value measurement using | | | Total RMB million |
|--|---|---|---|----------------------|
| | Quoted prices in active markets (Level 1) RMB million | Significant observable inputs (Level 2) RMB million | Significant unobservable inputs (Level 3) RMB million | |
| Assets | | | | |
| Deposits relating to aircraft held under operating leases included in other long-term assets | – | 482 | – | 482 |
| Liabilities | | | | |
| Long-term bank borrowings | – | 30,925 | – | 30,925 |
| Obligations under finance leases | – | 38,695 | – | 38,695 |
| Total | – | 69,620 | – | 69,620 |

Notes to the Financial Statements

(Prepared in accordance with International Financial Reporting Standards)
31 December 2015

4. Critical Accounting Estimates and Judgements

Estimates and judgements used in preparing the financial statements are continually evaluated and are based on historical experience and other factors, including expectations of future events that are believed to be reasonable under the circumstances. The Group makes estimates and assumptions concerning the future. The resulting accounting estimates will, by definition, seldom equal the related actual results. The estimates and assumptions that have a significant risk of causing a material adjustment to the carrying amounts of assets and liabilities within the next financial year are discussed below.

(a) Revenue recognition

The Group recognises traffic revenues in accordance with the accounting policy stated in Note 2.4 to the financial statements. Unused tickets are recognised in traffic revenues based on current estimates. Management periodically evaluates the balance in the SIAC and records any adjustments, which can be material, in the period the evaluation is completed.

These adjustments result from differences between the estimates of certain revenue transactions and the timing of recognising revenue for any unused air tickets and the related sales price, and are impacted by various factors, including a complex pricing structure and interline agreements throughout the industry, which affect the timing of revenue recognition.

(b) Frequent flyer programme

The Group operates frequent flyer programmes that provide travel awards to programme members based on accumulated miles. A portion of passengers' revenue attributable to the award of frequent flyer benefits is deferred and recognised when the miles have been redeemed or have expired. The deferment of revenue is estimated based on historical trends of redemptions, which is then used to project the expected utilisation of these benefits and estimated fair values of the unredeemed miles. Different judgements or estimates could significantly affect the estimated provision for frequent flyer programmes and the results of operations.

(c) Provision for costs of return condition checks for aircraft under operating leases

Provision for the estimated costs of return condition checks for aircraft under operating leases is made based on the estimated costs for such return condition checks and taking into account anticipated flying hours, flying cycle and time frame between each overhaul. These judgements or estimates are based on historical experience on returning similar airframe models, actual costs incurred and aircraft status. Different judgements or estimates could significantly affect the estimated provision for costs of return condition checks.

(d) Retirement benefits

The Group operates and maintains a defined retirement benefit plan which provides eligible retirees with benefits including retirement subsidies, transportation allowance as well as other welfare. The cost of providing the aforementioned benefits in the defined retirement benefit plan is actuarially determined and recognised over the employee's service period by utilising various actuarial assumptions and using the projected unit credit method in accordance with the accounting policy stated in Note 2.4 to the financial statements. These assumptions include, without limitation, the selection of discount rate, annual rate of increase of per capita benefit payment and etc.. The discount rate is based on management's review of government bonds. The annual rate of increase of benefit payments is based on the general local economic conditions.

Additional information regarding the retirement benefit plan is disclosed in Note 37 to the financial statements.

(e) Deferred income tax

In assessing the amount of deferred tax assets that need to be recognised in accordance with the accounting policy stated in Note 2.4 to the financial statements, the Group considers future taxable income and ongoing prudent and feasible tax planning strategies. In the event that the Group's estimates of projected future taxable income and benefits from available tax strategies are changed, or changes in current tax regulations are enacted that would impact the timing or extent of the Group's ability to utilise the tax benefits of deductible tax loss carry forwards in the future, adjustments to the recorded amount of net deferred tax assets and taxation expense would be made.

Notes to the Financial Statements

(Prepared in accordance with International Financial Reporting Standards)
31 December 2015

4. Critical Accounting Estimates and Judgements (continued)

(f) Provision for flight equipment spare parts

Provision for flight equipment spare parts is made based on the difference between the carrying amount and the net realisable value. The net realisable value is estimated based on current market condition, historical experience and the Company's future operation plan for the aircraft and related spare parts. The net realisable value may be adjusted significantly due to the change of market condition and the future plan for the aircraft and related spare parts.

(g) Depreciation of property, plant and equipment

Depreciation of components related to airframe and engine overhaul costs are based on the Group's historical experience with similar airframe and engine models and taking into account anticipated overhaul costs, timeframe between each overhaul, ratio of actual flying hours and estimated flying hours between overhauls. Different judgements or estimates could significantly affect the estimated depreciation charge and the results of operations.

Except for components related to engine overhaul costs, other property, plant and equipment are depreciated on a straight-line basis over the estimated useful lives, after taking into account the estimated residual value. The useful lives are based on the Group's historical experience with similar assets and taking into account anticipated technological changes. The Group reviews the estimated useful lives of assets regularly in order to determine the amount of depreciation expense to be recorded during any reporting period. The depreciation expense for future periods is adjusted if there are significant changes from previous estimates.

(h) Estimated impairment of property, plant and equipment and intangible assets

The Group tests whether property, plant and equipment and intangible assets have been impaired in accordance with the accounting policy stated in Note 2.4 to the financial statements. The recoverable amount of the cash-generating unit has been determined based on fair value less cost to sell and value-in-use calculations. Value-in-use calculations use cash flow projections based on financial budgets approved by management and certain key assumptions, such as passenger-kilometres yield level, load factor, aircraft utilisation rate and discount rates, etc.

(i) Impairment of goodwill

The Group determines whether goodwill is impaired at least on an annual basis. This requires an estimation of the value in use of the cash-generating unit to which the goodwill is allocated. Estimating the value in use requires the Group to make an estimate of the expected future cash flows from the cash-generating unit and also to choose a suitable discount rate in order to calculate the present value of those cash flows.

5. Revenues

The Group is principally engaged in the operation of civil aviation, including the provision of passenger, cargo, mail delivery, tour operations and other extended transportation services.

| | 2015 RMB million | 2014 RMB million |
|--------------------------------------|---------------------|---------------------|
| Traffic revenues | 85,076 | 82,589 |
| – Passenger | 78,585 | 75,261 |
| – Cargo and mail | 6,491 | 7,328 |
| Tour operations income | 3,491 | 3,047 |
| Ground service income | 2,546 | 2,168 |
| Cargo handling and processing income | 750 | 512 |
| Commission income | 78 | 94 |
| Others | 2,028 | 1,775 |
| | 93,969 | 90,185 |

Notes to the Financial Statements

(Prepared in accordance with International Financial Reporting Standards)
31 December 2015

6. Other Operating Income and Gains

| | 2015 RMB million | 2014 RMB million |
|---|---------------------|---------------------|
| Subsidy income (Note 1) | 4,131 | 3,627 |
| Gain on disposal of property, plant and equipment | 399 | 58 |
| Gain on disposal of available-for-sale investments | 33 | - |
| Dividend income from available-for-sale investments | 13 | - |
| Others (Note 2) | 693 | - |
| | 5,269 | 3,685 |

Note 1:

Subsidy income mainly represents (i) subsidies granted by various local governments based on certain amounts of tax paid; (ii) subsidies granted by various local governments and other parties to encourage the Group to operate certain routes to cities where these governments are located.

There are no unfulfilled conditions and other contingencies related to subsidies that were recognised for the years ended 31 December 2015 and 2014.

Note 2:

Others mainly represent (i) compensation from ticket sales agents; (ii) gain on disposal of investments in a subsidiary; and (iii) compensation from transfer of the pilots.

7. Segment Information

(a) CODM, office of the General Manager, reviews the Group's internal reporting in order to assess performance and allocate resources.

The Group has one reportable operating segment, reported as "airline transportation operations", which comprises the provision of passenger, cargo, mail delivery, ground service and cargo handling services.

Other services including primarily tour operations, air catering and other miscellaneous services are not included within the airline transportation operations segment, as their internal reports are separately provided to the CODM. The results of these operations are included in the "other segments" column.

Inter-segment transactions are entered into under normal commercial terms and conditions that would be available to unrelated third parties.

In accordance with IFRS 8, segment disclosure has been presented in a manner that is consistent with the information used by the Group's CODM. The Group's CODM monitors the results, assets and liabilities attributable to each reportable segment based on financial results prepared under the PRC Accounting Standards for Business Enterprises (the "PRC Accounting Standards"), which differ from IFRS in certain aspects. The amount of each material reconciling items from the Group's reportable segment revenue and profit or loss, arising from different accounting policies are set out in Note 7(c) below.

Notes to the Financial Statements

(Prepared in accordance with International Financial Reporting Standards)
31 December 2015

7. Segment Information (continued)

(a) **CODM, office of the General Manager, reviews the Group's internal reporting in order to assess performance and allocate resources. (continued)**

The segment results for the year ended 31 December 2015 were as follows:

| | Airline transportation operations RMB million | Other segments RMB million | Eliminations RMB million | Unallocated* | Total RMB million |
|---|--|----------------------------------|-----------------------------|--------------|----------------------|
| Reportable segment | | | | | |
| revenue from external customers | 89,013 | 4,831 | – | – | 93,844 |
| Inter-segment sales | 555 | 468 | (1,023) | – | – |
| Reportable segment revenue | 89,568 | 5,299 | (1,023) | – | 93,844 |
| Reportable segment profit before income tax | 5,327 | 238 | – | 106 | 5,671 |
| Other segment information | | | | | |
| Depreciation and amortisation | 10,727 | 128 | – | – | 10,855 |
| Impairment charges | 93 | 1 | – | 134 | 228 |
| Interest income | 69 | 13 | (16) | – | 66 |
| Finance expenses | 1,935 | 270 | (16) | – | 2,189 |
| Capital expenditure | 37,706 | 591 | – | – | 38,297 |

The segment results for the year ended 31 December 2014 were as follows:

| | Airline transportation operations RMB million | Other segments RMB million | Eliminations RMB million | Unallocated* | Total RMB million |
|---|--|----------------------------------|-----------------------------|--------------|----------------------|
| Reportable segment | | | | | |
| revenue from external customers | 86,031 | 3,715 | – | – | 89,746 |
| Inter-segment sales | – | 343 | (343) | – | – |
| Reportable segment revenue | 86,031 | 4,058 | (343) | – | 89,746 |
| Reportable segment profit before income tax | 3,946 | 32 | – | 142 | 4,120 |
| Other segment information | | | | | |
| Depreciation and amortisation | 9,604 | 131 | – | – | 9,735 |
| Impairment charges | 20 | 2 | – | – | 22 |
| Interest income | 61 | 27 | – | – | 88 |
| Finance expenses | 1,707 | 250 | – | – | 1,957 |
| Capital expenditure | 35,922 | 464 | – | – | 36,386 |

Notes to the Financial Statements

(Prepared in accordance with International Financial Reporting Standards)
31 December 2015

7. Segment Information (continued)

(a) CODM, office of the General Manager, reviews the Group's internal reporting in order to assess performance and allocate resources. (continued)

The segment assets and liabilities as at 31 December 2015 and 31 December 2014 were as follows:

| | Airline transportation operations RMB million | Other segments RMB million | Eliminations RMB million | Unallocated* RMB million | Total RMB million |
|--------------------------------|--|----------------------------------|-----------------------------|-----------------------------|----------------------|
| At 31 December 2015 | | | | | |
| Reportable segment assets | 189,408 | 12,045 | (8,282) | 2,538 | 195,709 |
| Reportable segment liabilities | 156,041 | 10,260 | (8,282) | 39 | 158,058 |
| At 31 December 2014 | | | | | |
| Reportable segment assets | 156,786 | 8,679 | (3,947) | 2,024 | 163,542 |
| Reportable segment liabilities | 130,696 | 7,306 | (3,947) | - | 134,055 |

* Unallocated assets primarily represent investments in associates and joint ventures, and available-for-sale investments. Unallocated results primarily represent the share of results of associates and joint ventures, income relating to available-for-sale investments and impairment charge on available-for-sale investments.

(b) The Group's business operates in three main geographical areas, even though they are managed on a worldwide basis.

The Group's revenues by geographical area are analysed based on the following criteria:

- 1) Traffic revenue from services within the PRC (excluding the Hong Kong Special Administrative Region ("Hong Kong"), Macau Special Administrative Region ("Macau") and Taiwan, (collectively known as "Regional")) is classified as domestic operations. Traffic revenue from inbound and outbound services between overseas markets excluding Regional is classified as international operations.
- 2) Revenue from ticket handling services, ground services, cargo handling service and other miscellaneous services are classified on the basis of where the services are performed.

| | 2015 RMB million | 2014 RMB million |
|---|---------------------|---------------------|
| Domestic (the PRC, excluding Hong Kong, Macau and Taiwan) | 61,222 | 60,531 |
| Regional (Hong Kong, Macau and Taiwan) | 3,569 | 3,799 |
| International | 29,178 | 25,855 |
| Total | 93,969 | 90,185 |

The major revenue-earning assets of the Group are its aircraft, all of which are registered in the PRC. Since the Group's aircraft are deployed flexibly across its route network, there is no suitable basis of allocating such assets and the related liabilities by geographic area and hence segment non-current assets and capital expenditure by geographic area are not presented. Except the aircraft, most non-current assets (except financial instruments) are registered and located in the PRC.

Notes to the Financial Statements

(Prepared in accordance with International Financial Reporting Standards)
31 December 2015

7. Segment Information (continued)

(c) Reconciliation of reportable segment revenue, profit, assets and liabilities to the consolidated figures as reported in the consolidated financial statements:

| | Note | 2015 RMB million | 2014 RMB million |
|---|------|---------------------|---------------------|
| Revenue | | | |
| Reportable segment revenue | | 93,844 | 89,746 |
| – Reclassification of business tax and expired sales in advance of carriage | (i) | 125 | 521 |
| – Adjustment of business combination under common control | | – | (82) |
| Consolidated revenue | | 93,969 | 90,185 |

| | Note | 2015 RMB million | 2014 RMB million |
|--|------|---------------------|---------------------|
| Profit before income tax | | | |
| Reportable segment profit | | 5,671 | 4,120 |
| – Differences in depreciation charges for aircraft and engines due to different depreciation lives | (ii) | (4) | (4) |
| – Adjustments of business combination under common control | | – | (3) |
| Consolidated profit before income tax | | 5,667 | 4,113 |

| | Note | 2015 RMB million | 2014 RMB million |
|--|-------|---------------------|---------------------|
| Assets | | | |
| Reportable segment assets | | 195,709 | 163,542 |
| – Differences in depreciation charges for aircraft and engines due to different depreciation lives | (ii) | 41 | 45 |
| – Difference in intangible asset arising from the acquisition of Shanghai Airlines | (iii) | 2,242 | 2,242 |
| Consolidated assets | | 197,992 | 165,829 |

| | | 2015 RMB million | 2014 RMB million |
|--------------------------------|--|---------------------|---------------------|
| Liabilities | | | |
| Reportable segment liabilities | | 158,058 | 134,055 |
| – Others | | 3 | 3 |
| Consolidated liabilities | | 158,061 | 134,058 |

Notes to the Financial Statements

(Prepared in accordance with International Financial Reporting Standards)
31 December 2015

7. Segment Information (continued)

(c) Reconciliation of reportable segment revenue, profit, assets and liabilities to the consolidated figures as reported in the consolidated financial statements: (continued)

Notes:

- (i) The difference represents the different classification of business tax and expired sales in advance of carriage under the PRC Accounting Standards and IFRS.
- (ii) The difference is attributable to the differences in the useful lives and residual values of aircraft and engines adopted for depreciation purposes in prior years under the PRC Accounting Standards and IFRS. Despite the depreciation policies of these assets have been unified under IFRS and the PRC Accounting Standards in recent years, the changes were applied prospectively as changes in accounting estimates which result in the differences in the carrying amounts and related depreciation charges under IFRS and the PRC Accounting Standards.
- (iii) The difference represents the different measurement of the fair value of acquisition cost of the shares from Shanghai Airlines between the PRC Accounting standards and IFRS, which results in the different measurement of goodwill.

8. Gain on Fair Value Changes of Derivative Financial Instruments

| | 2015 RMB million | 2014 RMB million |
|---|---------------------|---------------------|
| Interest rate swap contracts (Note 39(a)) | 6 | 11 |

9. Wages, Salaries and Benefits

| | 2015 RMB million | 2014 RMB million |
|--|---------------------|---------------------|
| Wages, salaries, bonus and allowances | 12,917 | 10,853 |
| Employee welfare and benefits | 436 | 238 |
| Pension and medical insurance (Note 37(a) & (b)) | 2,042 | 2,025 |
| Post-retirement benefits (Note 37(c)) | – | (2,906) |
| Staff housing fund (Note (a)) | 817 | 826 |
| Staff housing allowances (Note (b)) | 247 | 234 |
| | 16,459 | 11,270 |

Notes:

(a) Staff housing fund

In accordance with the relevant PRC housing regulations, the Group is required to contribute to the state-sponsored housing fund for its employees. At the same time, the employees are required to contribute an amount equal to the Group's contribution. The employees are entitled to claim the entire sum of the fund contributed under certain specified withdrawal circumstances. The Group has no legal or constructive obligations to pay further contributions if the fund does not hold sufficient assets to pay all employees the benefits.

(b) Staff housing allowances

The Group also provides staff housing allowances in cash to eligible employees. The total entitlement of an eligible employee is principally vested over a period of 20 years. Upon an eligible employee's resignation or retirement, his or her entitlement would cease and any unpaid entitlement related to past service up to the date of resignation or retirement would be paid.

Notes to the Financial Statements

(Prepared in accordance with International Financial Reporting Standards)
31 December 2015

9. Wages, Salaries and Benefits (continued)

(a) Emoluments of directors and supervisors

Directors' remuneration for the year, disclosed pursuant to the Listing Rules, section 383(1)(a), (b), (c) and (f) of the Hong Kong Companies Ordinance and Part 2 of the Companies (Disclosure of Information about Benefits of Directors) Regulation, is as follows:

| | 2015 | | |
|--|------------------------------------|------------------|------------------|
| | Salaries and allowances RMB'000 | Bonus RMB'000 | Total RMB'000 |
| Executive Directors | | | |
| Liu Shaoyong* | — | — | — |
| Ma Xulun | 401 | — | 401 |
| Xu Zhao* | — | — | — |
| Gu Jiadan* | — | — | — |
| Li Yangmin | 365 | — | 365 |
| Tang Bing | 358 | — | 358 |
| Tian Liuwen**** | 419 | — | 419 |
| Independent non-executive Directors | | | |
| Liu Keya** | 72 | — | 72 |
| Ji Weidong***** | — | — | — |
| Shao Ruiqing***** | 60 | — | 60 |
| Li Ruoshan | 120 | — | 120 |
| Ma Weihua | 120 | — | 120 |
| Supervisors | | | |
| Yu Faming* | — | — | — |
| Xi Sheng* | — | — | — |
| Xu Haihua**** | 298 | — | 298 |
| Feng Jinxiong | 610 | — | 610 |
| Ba Shengji* | — | — | — |
| Total | 2,823 | — | 2,823 |

Notes to the Financial Statements

(Prepared in accordance with International Financial Reporting Standards)
31 December 2015

9. Wages, Salaries and Benefits (continued)

(a) Emoluments of directors and supervisors (continued)

| | 2014 | | |
|--|------------------------------------|------------------|------------------|
| | Salaries and allowances RMB'000 | Bonus RMB'000 | Total RMB'000 |
| Executive Directors | | | |
| Liu Shaoyong* | - | - | - |
| Ma Xulun | 745 | - | 745 |
| Xu Zhao* | - | - | - |
| Gu Jiadan* | - | - | - |
| Li Yangmin | 669 | - | 669 |
| Tang Bing | 632 | - | 632 |
| Independent non-executive Directors | | | |
| Liu Keya | 120 | - | 120 |
| Ji Weidong | 120 | - | 120 |
| Shao Ruiqing*** | - | - | - |
| Li Ruoshan | 120 | - | 120 |
| Ma Weihua | 120 | - | 120 |
| Supervisors | | | |
| Yu Faming* | - | - | - |
| Xi Sheng* | - | - | - |
| Feng Jinxiong | 436 | - | 436 |
| Yan Taisheng*** | 175 | - | 175 |
| Ba Shengji* | - | - | - |
| Total | 3,137 | - | 3,137 |

* These directors and supervisors of the Company received emoluments from CEA Holding, the parent company, part of which were in respect of their services to the Company and its subsidiaries. No apportionment has been made as it is impracticable to apportion this amount between their services to the Group and their services to CEA Holding.

** Mr. Liu Keya retired during the year ended 31 December 2015.

*** These directors and supervisors of the Company retired or resigned during the year ended 31 December 2014.

**** These directors and supervisors of the Company were newly appointed during the year ended 31 December 2015.

***** Mr. Ji Weidong has filed his resignation during the year ended 31 December 2015 but will fulfil his responsibility until new director being appointed by the board.

During the year ended 31 December 2015, no directors and supervisors waived their emoluments (2014: Nil).

Notes to the Financial Statements

(Prepared in accordance with International Financial Reporting Standards)
31 December 2015

9. Wages, Salaries and Benefits (continued)

(b) Five highest paid individuals

None of the Company's directors and supervisors was among the five highest paid individuals in the Group for the year ended 31 December 2015 (2014: Nil). The emoluments payable to the five highest paid individuals were as follows:

| | 2015 RMB'000 | 2014 RMB'000 |
|---------------------------------------|-----------------|-----------------|
| Wages, salaries, bonus and allowances | 8,104 | 7,817 |

The emoluments fell within the following bands:

| | Number of individuals | |
|--------------------------------|-----------------------|------|
| | 2015 | 2014 |
| Nil to HK\$1,000,000 | – | – |
| HK\$1,000,001 to HK\$1,500,000 | – | – |
| HK\$1,500,001 to HK\$2,000,000 | 5 | 4 |
| HK\$2,000,001 to HK\$2,500,000 | – | 1 |
| | 5 | 5 |

During the year ended 31 December 2015, no emoluments were paid by the Group to the directors, supervisors and the five highest paid individuals as an inducement to join or upon joining the Group, or as a compensation for loss of office (2014: Nil).

10. Impairment Charges

| | 2015 RMB million | 2014 RMB million |
|--|---------------------|---------------------|
| Impairment charge on flight equipment spare parts | 88 | 9 |
| Impairment charge on property, plant and equipment | 48 | 3 |
| Impairment charge on interests in associates | 33 | – |
| Impairment charge on available-for-sale investments | 100 | – |
| Reversal of impairment charge of trade and other receivables | (41) | – |
| | 228 | 12 |

11. Operating Profit

Operating profit is stated after charging/(crediting) the following items:

| | 2015 RMB million | 2014 RMB million |
|--|---------------------|---------------------|
| Amortisation of intangible assets | 85 | 69 |
| Depreciation of property, plant and equipment | | |
| – owned | 5,350 | 5,688 |
| – leased (finance leases) | 4,972 | 3,368 |
| Depreciation of investment properties | 4 | – |
| Amortisation of long-term deferred assets included in other non-current assets | 388 | 555 |
| Amortisation of lease prepayments | 60 | 58 |
| Consumption of flight equipment spare parts | 974 | 712 |
| Auditors' remuneration | 17 | 15 |

Notes to the Financial Statements

(Prepared in accordance with International Financial Reporting Standards)
31 December 2015

12. Finance Income

| | 2015 RMB million | 2014 RMB million |
|-----------------|---------------------|---------------------|
| Interest income | 66 | 88 |

13. Finance Costs

| | 2015 RMB million | 2014 RMB million |
|--|---------------------|---------------------|
| Interest on bank borrowings | 1,727 | 1,257 |
| Interest relating to obligations under finance leases and post-retirement benefits | 867 | 722 |
| Interest on bonds and debentures | 483 | 509 |
| Interest relating to bills payable | 128 | 92 |
| | 3,205 | 2,580 |
| Exchange losses, net (Note(b)) | 4,987 | 203 |
| Less: amounts capitalised into advanced payments on acquisition of aircraft (Note (a)) | (1,014) | (606) |
| amounts capitalised into construction in progress (Note (a)) | (2) | (17) |
| | 7,176 | 2,160 |

Notes:

(a) The average interest rate used for interest capitalisation was 3.09% per annum for the year ended 31 December 2015 (2014: 2.69%).

(b) The exchange losses primarily related to the translation of the Group's foreign currency denominated borrowings and obligations under finance leases.

14. Income Tax Expense

Income tax charged to profit or loss was as follows:

| | 2015 RMB million | 2014 RMB million |
|-----------------------------|---------------------|---------------------|
| PRC income tax | 737 | 484 |
| Deferred taxation (Note 38) | (113) | 89 |
| | 624 | 573 |

Pursuant to the "Notice of the Ministry of Finance, the State Administration of Taxation and the General Administration of Customs on Issues Concerning Relevant Tax Policies for Enhancing the Implementation of Western Region Development Strategy" (Cai Shui [2011] No.58), and other series of tax regulations, the enterprises, located in the western regions and engaged in the industrial activities as listed in the "Catalogue of Encouraged Industries in Western Regions", will be entitled to a reduced corporate income tax rate of 15% from 2011 to 2020 upon approval from tax authorities. China Eastern Yunnan Airlines Co., Ltd. ("CEA Yunnan"), a subsidiary of the Group, obtained approval from tax authorities and has been entitled to a reduced corporate income tax rate of 15% from 1 January 2011. The Company's branches located in Sichuan, Gansu and Xibei also obtained approval from respective tax authorities and are entitled to a reduced corporate income tax rate of 15%.

Notes to the Financial Statements

(Prepared in accordance with International Financial Reporting Standards)
31 December 2015

14. Income Tax Expense (continued)

The Company and subsidiaries except for CEA Yunnan, the Company's branches located in Sichuan, Gansu and Xibei and those incorporated in Hong Kong, which are subject to Hong Kong profits tax rate of 16.5% (2014: 16.5%), are generally subject to the PRC standard corporate income tax rate of 25% (2014: 25%).

A reconciliation of the tax expense applicable to profit before tax at the statutory rates for the countries in which the Company and the majority of its subsidiaries are domiciled to the tax expense at the effective tax rates are as follows:

| | 2015 RMB million | 2014 RMB million |
|--|---------------------|---------------------|
| Profit before income tax | 5,667 | 4,113 |
| Tax calculated at the tax rate of 25% (2014: 25%) | 1,417 | 1,028 |
| Lower tax rates enacted by local authority | (156) | (41) |
| Share of results of associates and joint ventures | (38) | (31) |
| Expenses not deductible for tax | 104 | 88 |
| Effect in respect of post-retirement benefit plan | – | (560) |
| Utilisation of previously unrecognised tax losses | (1) | – |
| Unrecognised tax losses for the year | 20 | 86 |
| Utilisation of/unrecognised deductible temporary differences | (722) | 3 |
| Tax charge | 624 | 573 |
| Effective tax rate | 11.01% | 13.93% |

The Group operates international flights to overseas destinations. There was no material overseas taxation for the years ended 31 December 2015 and 2014, as there are avoidance of double tax treaties between the PRC and the corresponding jurisdictions (including Hong Kong) relating to aviation businesses.

15. Earnings Per Share

The calculation of basic earnings per share was based on the profit attributable to equity holders of the Company of RMB4,537 million (2014: RMB3,410 million) and the weighted average number of shares of 12,818,509,000 (2014: 12,674,269,000) in issue during the year ended 31 December 2015. The Company had no potentially dilutive options or other instruments relating to the ordinary shares in issue during the years ended 31 December 2015 and 2014.

16. Assets Classified as Held for Sale

The Group entered into several agreements with third parties to dispose certain aircraft and related engines. The aircraft and engines with an aggregate carrying amount of RMB594 million (2014: RMB4,330 million) have been recognised as assets classified as held for sale by the Group as at 31 December 2015, which are stated at the lower of their carrying amounts and their fair value less cost to sell.

Notes to the Financial Statements

(Prepared in accordance with International Financial Reporting Standards)
31 December 2015

17. Intangible Assets

| | Goodwill (Note) RMB million | Computer software RMB million | Total RMB million |
|---------------------------------|-----------------------------------|-------------------------------------|----------------------|
| Cost | | | |
| At 1 January 2014 | 11,270 | 495 | 11,765 |
| Additions | – | 79 | 79 |
| At 31 December 2014 | 11,270 | 574 | 11,844 |
| Additions | – | 109 | 109 |
| Disposals | – | (4) | (4) |
| At 31 December 2015 | 11,270 | 679 | 11,949 |
| Accumulated amortisation | | | |
| At 1 January 2014 | – | 275 | 275 |
| Charge for the year | – | 69 | 69 |
| At 31 December 2014 | – | 344 | 344 |
| Charge for the year | – | 85 | 85 |
| Disposals | – | (2) | (2) |
| At 31 December 2015 | – | 427 | 427 |
| Net book amount | | | |
| At 31 December 2014 | 11,270 | 230 | 11,500 |
| At 31 December 2015 | 11,270 | 252 | 11,522 |

Note:

The balance represents goodwill arising from the acquisition of Shanghai Airlines. Goodwill is attributable to strengthening the competitiveness of the Group's airline transportation operations, attaining synergy through integration of the resources and providing the evolution of Shanghai international air transportation centre. For the purpose of impairment assessment, goodwill was allocated to the CGU that the Group operates and benefits from the acquisition.

The recoverable amount of the CGU has been determined based on a value-in-use calculation using cash flow projections based on a financial budget approved by senior management. The discount rate applied to the cash flow projections is 13% (2014: 13%). The growth rate used to extrapolate the cash flows of the above cash-generating unit beyond the five-year period is 3% (2014: 5%), which includes the effect of inflation. No impairment for the goodwill was required based on the value-in-use calculation as at the reporting date.

Notes to the Financial Statements

(Prepared in accordance with International Financial Reporting Standards)
31 December 2015

18. Property, Plant and Equipment

| | Aircraft, engines and flight equipment | | | Other property, plant and equipment | Construction in progress | Total |
|--|--|---------------------------|--------------|-------------------------------------|--------------------------|----------------|
| | Owned | Held under finance leases | Buildings | | | |
| | RMB million | RMB million | RMB million | | | |
| Cost | | | | | | |
| At 1 January 2015 | 71,456 | 67,571 | 8,236 | 7,001 | 2,116 | 156,380 |
| Transfer from construction in progress | – | – | 112 | 269 | (381) | – |
| Transfer from advanced payments on acquisition of aircraft (Note 21) | 9,615 | 15,224 | – | – | – | 24,839 |
| Additions | 3,770 | 6,752 | 57 | 413 | 929 | 11,921 |
| Transfer to assets classified as held for sale | (783) | – | – | – | – | (783) |
| Transfer to investment properties (Note 19) | – | – | (344) | – | – | (344) |
| Transfer to other non-current assets | – | – | – | – | (881) | (881) |
| Disposals | (3,656) | (401) | (68) | (197) | (12) | (4,334) |
| At 31 December 2015 | 80,402 | 89,146 | 7,993 | 7,486 | 1,771 | 186,798 |
| Accumulated depreciation | | | | | | |
| At 1 January 2015 | 26,804 | 13,253 | 2,013 | 4,430 | – | 46,500 |
| Charge for the year | 4,565 | 5,061 | 325 | 371 | – | 10,322 |
| Transfer to assets classified as held for sale | (292) | – | – | – | – | (292) |
| Transfer to investment properties (Note 19) | – | – | (46) | – | – | (46) |
| Disposals | (2,882) | (393) | (26) | (104) | – | (3,405) |
| At 31 December 2015 | 28,195 | 17,921 | 2,266 | 4,697 | – | 53,079 |
| Impairment | | | | | | |
| At 1 January 2015 | 326 | 108 | – | 7 | – | 441 |
| Charge for the year | 48 | – | – | – | – | 48 |
| Disposals | (12) | – | – | – | – | (12) |
| At 31 December 2015 | 362 | 108 | – | 7 | – | 477 |
| Net book amount | | | | | | |
| At 31 December 2015 | 51,845 | 71,117 | 5,727 | 2,782 | 1,771 | 133,242 |
| At 1 January 2015 | 44,326 | 54,210 | 6,223 | 2,564 | 2,116 | 109,439 |

During the year, the Group recognised an impairment loss of approximately RMB48 million relating to aircraft, engines and flight equipment (2014: RMB3 million). The recoverable amounts of these impaired aircraft, engines and flight equipment are determined at the higher of their fair value less costs to sell and value in use.

As at 31 December 2015, certain aircraft and buildings owned by the Group with an aggregate net carrying amount of approximately RMB29,147 million (2014: approximately RMB23,117 million) were pledged as collateral under certain loan arrangements (Note 34).

Notes to the Financial Statements

(Prepared in accordance with International Financial Reporting Standards)
31 December 2015

18. Property, Plant and Equipment (continued)

| | Aircraft, engines and flight equipment | | | Other property, plant and equipment | Construction in progress | Total |
|--|--|---------------------------|--------------|-------------------------------------|--------------------------|----------------|
| | Owned | Held under finance leases | Buildings | | | |
| | RMB million | RMB million | RMB million | RMB million | RMB million | RMB million |
| Cost | | | | | | |
| At 1 January 2014 | 76,671 | 47,668 | 7,486 | 6,435 | 2,078 | 140,338 |
| Transfer from construction in progress | 19 | – | 814 | 249 | (1,082) | – |
| Transfer from advanced payments on acquisition of aircraft (Note 21) | 4,267 | 12,442 | – | – | – | 16,709 |
| Additions | 2,262 | 11,029 | 5 | 545 | 1,293 | 15,134 |
| Transfer to assets classified as held for sale | (5,634) | (2,706) | – | – | – | (8,340) |
| Transfer to other non-current assets | – | – | – | – | (138) | (138) |
| Disposals | (6,129) | (862) | (69) | (228) | (35) | (7,323) |
| At 31 December 2014 | 71,456 | 67,571 | 8,236 | 7,001 | 2,116 | 156,380 |
| Accumulated depreciation | | | | | | |
| At 1 January 2014 | 28,858 | 11,862 | 1,769 | 4,130 | – | 46,619 |
| Charge for the year | 4,919 | 3,368 | 277 | 492 | – | 9,056 |
| Transfer to assets classified as held for sale | (2,691) | (1,319) | – | – | – | (4,010) |
| Disposals | (4,282) | (658) | (33) | (192) | – | (5,165) |
| At 31 December 2014 | 26,804 | 13,253 | 2,013 | 4,430 | – | 46,500 |
| Impairment | | | | | | |
| At 1 January 2014 | 798 | 108 | – | 8 | 22 | 936 |
| Charge for the year | 3 | – | – | – | – | 3 |
| Disposals | (475) | – | – | (1) | (22) | (498) |
| At 31 December 2014 | 326 | 108 | – | 7 | – | 441 |
| Net book amount | | | | | | |
| At 31 December 2014 | 44,326 | 54,210 | 6,223 | 2,564 | 2,116 | 109,439 |
| At 1 January 2014 | 47,015 | 35,698 | 5,717 | 2,297 | 2,056 | 92,783 |

Notes to the Financial Statements

(Prepared in accordance with International Financial Reporting Standards)
31 December 2015

19. Investment Properties

| | 2015 RMB million |
|---|---------------------|
| Cost | |
| At 1 January 2015 | – |
| Transfer from property, plant and equipment (Note 18) | 344 |
| At 31 December 2015 | 344 |
| Accumulated depreciation | |
| At 1 January 2015 | – |
| Charge for the year | (4) |
| Transfer from property, plant and equipment (Note 18) | (46) |
| At 31 December 2015 | (50) |
| Net book amount | |
| At 31 December 2015 | 294 |

As of 31 December 2015, the fair value of the investment properties was RMB497,462,000 according to a valuation performed by an independent professionally qualified valuer.

Fair value hierarchy

The following table illustrates the fair value measurement hierarchy of the Group's investment properties:

As at 31 December 2015

| | Fair value measurement using | | | Total RMB million |
|---|---|---|---|----------------------|
| | Quoted prices in active markets (Level 1) RMB million | Significant observable inputs (Level 2) RMB million | Significant unobservable inputs (Level 3) RMB million | |
| Not measured at fair value but fair value is disclosed: | | | | |
| Buildings | – | – | 497 | 497 |

During the year, there were no transfers of fair value measurements between Level 1 and Level 2 and no transfers into or out of Level 3 (2014: Nil).

Notes to the Financial Statements

(Prepared in accordance with International Financial Reporting Standards)
31 December 2015

19. Investment Properties (continued)

Below is a summary of the valuation techniques used and the key inputs to the valuation of investment properties:

| | Valuation techniques | Significant unobservable inputs | Range or weighted average RMB |
|-----------|-----------------------------|---|---|
| | | | 2015 |
| Buildings | Discounted cash flow method | Estimated rental value (per s.q.m. and per month) Rent growth (p.a.) Long term vacancy rate Discount rate | 10.65 to 154.43 2% to 6% 0% to 5% 4% to 6% |
| Buildings | Market comparable method | Price per s.q.m. | 14,699 to 37,000 |

20. Lease Prepayments

| | 2015 RMB million | 2014 RMB million |
|---------------------------------|---------------------|---------------------|
| Cost | | |
| At 1 January | 2,686 | 2,577 |
| Additions | 82 | 109 |
| Disposals | (144) | – |
| At 31 December | 2,624 | 2,686 |
| Accumulated amortisation | | |
| At 1 January | 480 | 422 |
| Charge for the year | 60 | 58 |
| Disposals | (10) | – |
| At 31 December | 530 | 480 |
| Net book amount | | |
| At 31 December | 2,094 | 2,206 |

Lease prepayments represent unamortised prepayments for land use rights.

Notes to the Financial Statements

(Prepared in accordance with International Financial Reporting Standards)
31 December 2015

21. Advanced Payments on Acquisition of Aircraft

| | 2015 RMB million | 2014 RMB million |
|---|---------------------|---------------------|
| At 1 January | 20,260 | 16,296 |
| Additions | 24,772 | 20,067 |
| Interest capitalised (Note 13) | 1,014 | 606 |
| Transfer to property, plant and equipment (Note 18) | (24,839) | (16,709) |
| At 31 December | 21,207 | 20,260 |

22. Investments in Associates

| | 2015 RMB million | 2014 RMB million |
|-------------------------------|---------------------|---------------------|
| Unlisted investments, at cost | 1,266 | 853 |
| Share of net assets | 277 | 233 |
| | 1,543 | 1,086 |

The movements in investments in associates were as follows:

| | 2015 RMB million | 2014 RMB million |
|---|---------------------|---------------------|
| At 1 January | 1,086 | 1,064 |
| Additions | 413 | 18 |
| Share of results of associates | 126 | 91 |
| Share of revaluation on available-for-sale investments held by an associate | 7 | (1) |
| Disposal of associates | – | (18) |
| Provision for impairment | (33) | – |
| Dividend received during the year | (56) | (68) |
| At 31 December | 1,543 | 1,086 |

Notes to the Financial Statements

(Prepared in accordance with International Financial Reporting Standards)
31 December 2015

22. Investments in Associates (continued)

Particulars of the principal associates, which are limited liability companies, are as follows:

| Company name | Place of establishment and operation and date of establishment | Registered capital | | Attributable equity interest | | Principal activities |
|---|--|--------------------|-----------------|------------------------------|------|--|
| | | 2015 Million | 2014 Million | 2015 | 2014 | |
| Eastern Air Group Finance Co., Ltd. ("Eastern Air Finance Company") | PRC 6 December 1995 | RMB2,000 | RMB500 | 25% | 25% | Provision of financial services to group companies of CEA Holding |
| China Eastern Air Catering Investment Co., Ltd. | PRC 17 November 2003 | RMB350 | RMB350 | 45% | 45% | Provision of air catering services |
| Shanghai Pratt & Whitney Aircraft Engine Maintenance Co., Ltd. ("Shanghai P&W") (Note) | PRC 28 March 2008 | USD40 | USD40 | 51% | 51% | Provision of maintenance of aircraft, engine and other related components maintenance services |
| New Shanghai International Tower Co., Ltd. | PRC 17 November 1992 | RMB167 | RMB167 | 20% | 20% | Provision of property development and management |
| Eastern Aviation Import & Export Co., Ltd. ("Eastern Import & Export") | PRC 9 June 1993 | RMB80 | RMB80 | 45% | 45% | Provision of aviation equipment, spare parts purchase |
| Eastern Aviation Advertising Service Co., Ltd. ("Eastern Advertising") | PRC 4 March 1986 | RMB200 | RMB200 | 45% | 45% | Provision of aviation advertising agency services |
| Shanghai Collins Aviation Maintenance Service Co., Ltd. ("Collins Aviation") | PRC 27 September 2002 | USD7 | USD7 | 35% | 35% | Provision of airline electronic product maintenance services |
| Jetstar Hong Kong Airways Ltd. ("Jetstar Hong Kong") | Hong Kong 4 September 2012 | USD198 | USD198 | 33% | 33% | Provision of airline services |

Note:

In 2008, the Company entered into an agreement with United Technologies International Corporation ("Technologies International") to establish Shanghai P&W. Shanghai P&W has registered capital of approximately USD40 million in which the Company holds a 51% interest. According to the shareholder's agreement, Technologies International has the power to govern the financial and operating policies and in this respect the Company accounts for Shanghai P&W as an associate.

The following table illustrates the aggregate financial information of the Group's associates that were not individually material:

| | 2015 RMB million | 2014 RMB million |
|--|---------------------|---------------------|
| Share of the associates' profit for the year | 126 | 91 |
| Share of the associates' other comprehensive income | 7 | (1) |
| Share of the associates' total comprehensive income | 133 | 90 |
| Aggregate carrying amount of the Group's interests in the associates | 1,543 | 1,086 |

Notes to the Financial Statements

(Prepared in accordance with International Financial Reporting Standards)
31 December 2015

23. Investments in Joint Ventures

| | 2015 RMB million | 2014 RMB million |
|-------------------------------|---------------------|---------------------|
| Unlisted investments, at cost | 352 | 352 |
| Share of net assets | 166 | 153 |
| | 518 | 505 |

The movements in investments in joint ventures were as follows:

| | 2015 RMB million | 2014 RMB million |
|---|---------------------|---------------------|
| At 1 January | 505 | 433 |
| Addition through the acquisition of a joint venture | – | 58 |
| Share of results | 26 | 36 |
| Dividend received during the year | (13) | (22) |
| At 31 December | 518 | 505 |

Particulars of the principal joint ventures, which are limited liability companies are as follows:

| Company name | Place of establishment and operation and date of establishment | Paid-up capital | | Attributable equity interest | | Principal activities |
|---|--|-----------------|-----------------|------------------------------|------|--|
| | | 2015 Million | 2014 Million | 2015 | 2014 | |
| Shanghai Technologies Aerospace Co., Ltd. ("Technologies Aerospace") (Note) | PRC 28 September 2004 | USD73 | USD73 | 51% | 51% | Provision of repair and maintenance services |
| Shanghai Eastern Union Aviation Wheels & Brakes Maintenance Services Overhaul Engineering Co., Ltd. ("Wheels & Brakes") | PRC 28 December 1995 | USD2 | USD2 | 40% | 40% | Provision of spare parts repair and maintenance services |
| Eastern China Kaiya System Integration Co., Ltd. ("China Kaiya") | PRC 21 May 1999 | RMB10 | RMB10 | 41% | 41% | Provision of computer systems development and maintenance services |
| CAE Melbourne Flight Training Pty Ltd. | Australia 9 March 2007 | AUD11 | AUD11 | 50% | 50% | Provision of flight training services |
| Shanghai Hute Aviation Technology Co., Ltd. ("Shanghai Hute") | PRC 9 April 2003 | RMB30 | RMB30 | 50% | 50% | Provision of equipment maintenance services |

Notes to the Financial Statements

(Prepared in accordance with International Financial Reporting Standards)
31 December 2015

23. Investments in Joint Ventures (continued)

Note:

Under a joint venture agreement with a joint venture partner of Technologies Aerospace dated 10 March 2003, the Company has agreed to share the control over the economic activities of Technologies Aerospace. Any strategic financial and operating decisions relating to the activities of Technologies Aerospace require the unanimous consent of the Company and the joint venture partner.

The following table illustrates the aggregate financial information of the Group's joint ventures that were not individually material:

| | 2015 RMB million | 2014 RMB million |
|--|---------------------|---------------------|
| Share of the joint ventures' profit for the year | 26 | 36 |
| Share of the joint ventures' total comprehensive income | 26 | 36 |
| Aggregate carrying amount of the Group's interests in the joint ventures | 518 | 505 |

24. Available-for-sale Investments

| | 2015 RMB million | 2014 RMB million |
|---|---------------------|---------------------|
| Listed equity investments, at fair value | 317 | 195 |
| Unlisted equity investments, at cost (Note) | 135 | 238 |
| | 452 | 433 |

During the year, the gross gain in respect of the Group's available-for-sale investments recognised in other comprehensive income amounted to RMB122 million (2014: RMB18 million).

The above investments consist of investments in equity securities which were designated as available-for-sale investments and have no fixed maturity date or coupon rate.

Note:

As at 31 December 2015, certain unlisted equity investments were stated at cost less impairment because the range of reasonable fair value estimates is so significant that the directors are of the opinion that their fair value cannot be measured reliably. The Group does not intend to dispose of them in the near future.

25. Other Non-Current Assets

| | 2015 RMB million | 2014 RMB million |
|---|---------------------|---------------------|
| Deposits relating to aircraft held under operating leases | 338 | 482 |
| Deferred pilot recruitment costs | 1,243 | 1,140 |
| Rebate receivables on aircraft acquisitions | 974 | 132 |
| Rental prepayment | 450 | - |
| Prepayment for acquisition of property, plant and equipment | 156 | - |
| Other long term assets | 593 | 203 |
| | 3,754 | 1,957 |

Notes to the Financial Statements

(Prepared in accordance with International Financial Reporting Standards)
31 December 2015

26. Flight Equipment Spare Parts

| | 2015 RMB million | 2014 RMB million |
|---------------------------------|---------------------|---------------------|
| Flight equipment spare parts | 2,597 | 2,924 |
| Less: provision for spare parts | (541) | (665) |
| | 2,056 | 2,259 |

Movements in the Group's provision for impairment of flight equipment spare parts were as follows:

| | 2015 RMB million | 2014 RMB million |
|--|---------------------|---------------------|
| At 1 January | 665 | 657 |
| Accrual (Note 10) | 88 | 9 |
| Provision written off in relation to disposal of spare parts | (212) | (1) |
| At 31 December | 541 | 665 |

27. Trade Receivables

The credit terms given to trade customers are determined on an individual basis.

The ageing analysis of trade receivables was as follows:

| | 2015 RMB million | 2014 RMB million |
|---|---------------------|---------------------|
| Within 90 days | 2,608 | 1,539 |
| 91 to 180 days | 105 | 1,774 |
| 181 to 365 days | 90 | 456 |
| Over 365 days | 280 | 299 |
| | 3,083 | 4,068 |
| Provision for impairment of receivables | (216) | (206) |
| Trade receivables | 2,867 | 3,862 |

Balances with related parties included in trade receivables are summarised in Note 47(c)(i).

The carrying amounts of the trade receivables approximated to their fair values.

Trade receivables that were neither overdue nor impaired relate to a large number of independent sales agents for whom there was no recent history of default.

Notes to the Financial Statements

(Prepared in accordance with International Financial Reporting Standards)
31 December 2015

27. Trade Receivables (continued)

As at 31 December 2015, trade receivables of RMB267 million (2014: RMB262 million) were past due but not impaired. These relate to a number of independent sales agents for whom there was no recent history of default. The Group holds cash deposits of RMB540 million (2014: RMB462 million) from these agents. The ageing analysis of these trade receivables was as follows:

| | 2015 RMB million | 2014 RMB million |
|-----------------|---------------------|---------------------|
| Past due: | | |
| Within 90 days | 213 | 161 |
| 91 to 180 days | 28 | 40 |
| 181 to 365 days | 26 | 61 |
| | 267 | 262 |

As at 31 December 2015, trade receivables of RMB42 million (2014: RMB155 million) were impaired and fully provided for. The remaining impaired trade receivables of RMB260 million relate to customers that were in financial difficulties and only a portion of the receivables is expected to be recovered.

Movements in the Group's provision for impairment of trade receivables were as follows:

| | 2015 RMB million | 2014 RMB million |
|--|---------------------|---------------------|
| At 1 January | 206 | 198 |
| Receivables written off during the year as uncollectible | (2) | (1) |
| Impairment losses recognised | 12 | 9 |
| At 31 December | 216 | 206 |

The net impacts of creation and release of provisions for impaired receivables have been included in "Reversal of impairment charge of trade and other receivables" in profit or loss (Note 10). Amounts charged to the allowance account are generally written off when there is no expectation of recovering additional cash.

The carrying amounts of the Group's trade receivables were denominated in the following currencies:

| | 2015 RMB million | 2014 RMB million |
|-------------------|---------------------|---------------------|
| Currency | | |
| Renminbi | 2,866 | 3,844 |
| Japanese Yen | 5 | 7 |
| US Dollars | 52 | 61 |
| Euro | 92 | 97 |
| Hong Kong Dollars | - | 2 |
| Other currencies | 68 | 57 |
| | 3,083 | 4,068 |

The maximum exposure to credit risk at the reporting date was the carrying amount of receivables shown above.

Notes to the Financial Statements

(Prepared in accordance with International Financial Reporting Standards)
31 December 2015

28. Prepayments and Other Receivables

| | 2015 RMB million | 2014 RMB million |
|---|---------------------|---------------------|
| VAT recoverable | 2,226 | 1,750 |
| Prepaid corporate income tax | 413 | – |
| Advance to suppliers | 379 | 540 |
| Prepaid aircraft operating lease rentals | 346 | 333 |
| Dividend receivable | 22 | 33 |
| Rebate receivables on aircraft acquisitions | 1,610 | 1,253 |
| Rental deposits | 278 | 271 |
| Amounts due from related parties (Note 47(c)(i)) | 139 | 169 |
| Deposits relating to aircraft held under operating leases | 145 | 98 |
| Others | 3,127 | 2,239 |
| Subtotal | 8,685 | 6,686 |
| Provision for impairment of other receivables | (239) | (292) |
| | 8,446 | 6,394 |

During the year, the reversal of impairment charge in respect of recovery of rental deposits from previous years amounted to RMB53 million (2014: Nil).

29. Restricted Bank Deposits and Short-Term Bank Deposits

| | 2015 RMB million | 2014 RMB million |
|--|---------------------|---------------------|
| Bank deposits with original maturity over a year | 2 | 4 |
| Restricted bank deposits | 33 | 34 |
| | 35 | 38 |

Note:

As at 31 December 2015, the deposits bore effective interest rates ranging from 0.35% to 3.50% per annum (2014: 0.35% to 3.50%).

The carrying amounts of the Group's restricted bank deposits and short-term bank deposits were denominated in the following currency:

| | 2015 RMB million | 2014 RMB million |
|----------|---------------------|---------------------|
| Renminbi | 35 | 38 |

Notes to the Financial Statements

(Prepared in accordance with International Financial Reporting Standards)
31 December 2015

30. Cash and Cash Equivalents

The carrying amounts of the Group's cash and cash equivalents were denominated in the following currencies:

| | 2015 RMB million | 2014 RMB million |
|-------------------|---------------------|---------------------|
| Renminbi | 1,013 | 711 |
| US Dollars | 7,755 | 490 |
| Euro | 56 | 45 |
| Japanese Yen | 36 | 16 |
| Hong Kong Dollars | 39 | 23 |
| Other currencies | 181 | 70 |
| | 9,080 | 1,355 |

31. Trade and Bills Payables

The ageing analysis of trade and bills payables was as follows:

| | 2015 RMB million | 2014 RMB million |
|-----------------|---------------------|---------------------|
| Within 90 days | 2,060 | 764 |
| 91 to 180 days | 348 | 309 |
| 181 to 365 days | 461 | 240 |
| 1 to 2 years | 414 | 420 |
| Over 2 years | 429 | 350 |
| | 3,712 | 2,083 |

As at 31 December 2015, trade and bills payable balances included amounts due to related parties of RMB897 million (2014: RMB186 million) (Note 47(c)(ii)).

As at 31 December 2015, bills payable amounted to RMB800 million (2014: Nil).

Notes to the Financial Statements

(Prepared in accordance with International Financial Reporting Standards)
31 December 2015

32. Other Payables and Accruals

| | 2015 RMB million | 2014 RMB million |
|---|---------------------|---------------------|
| Salaries, wages and benefits | 3,602 | 2,826 |
| Take-off and landing charges | 2,302 | 1,661 |
| Fuel cost | 878 | 1,879 |
| Expenses related to aircraft overhaul conducted | 1,703 | 1,807 |
| Advance from customers | 1,059 | 841 |
| Duties and levies payable | 2,077 | 1,617 |
| Other accrued operating expenses | 2,255 | 3,777 |
| Deposits received from ticket sales agents | 841 | 867 |
| Current portion of other long-term liabilities (Note 36) | 515 | 585 |
| Staff housing allowance | 420 | 315 |
| Amounts due to related parties (Note 47(c)(ii)) | 1,305 | 1,483 |
| Current portion of post-retirement benefit obligations (Note 37(c)) | 181 | 210 |
| Others | 1,919 | 1,347 |
| | 19,057 | 19,215 |

33. Obligations Under Finance Leases

As at 31 December 2015, the Group had 213 aircrafts (2014: 167 aircrafts) under finance leases. Under the terms of the leases, the Group has the option to purchase, at or near the end of the lease terms, certain aircraft at either fair market value or a percentage of the respective lessors' defined cost of the aircraft. The obligations under finance leases are principally denominated in US Dollars.

The future minimum lease payments (including interest), and the present value of the minimum lease payments under finance leases were as follows:

| | Minimum lease payments 2015 RMB million | Present values of minimum lease payments 2015 RMB million | Minimum lease payments 2014 RMB million | Present values of minimum lease payments 2014 RMB million |
|--|--|--|--|--|
| Within one year | 7,377 | 6,109 | 5,453 | 4,596 |
| In the second year | 7,101 | 5,942 | 5,174 | 4,411 |
| In the third to fifth years, inclusive | 19,183 | 16,679 | 13,165 | 11,482 |
| After the fifth year | 25,167 | 23,669 | 19,272 | 18,206 |
| Total | 58,828 | 52,399 | 43,064 | 38,695 |
| Less: amount repayable within one year | (7,377) | (6,109) | (5,453) | (4,596) |
| Long-term portion | 51,451 | 46,290 | 37,611 | 34,099 |

Notes to the Financial Statements

(Prepared in accordance with International Financial Reporting Standards)
31 December 2015

34. Borrowings

| | 2015 RMB million | 2014 RMB million |
|--|---------------------|---------------------|
| Non-current | | |
| Long-term bank borrowings | | |
| – secured (Note (a)) | 14,766 | 14,725 |
| – unsecured | 5,642 | 5,503 |
| Guaranteed bonds (Note (b)) | 8,090 | 10,285 |
| | 28,498 | 30,513 |
| Current | | |
| Current portion of long-term bank borrowings | | |
| – secured (Note (a)) | 2,609 | 2,254 |
| – unsecured | 10,369 | 8,443 |
| Short-term bank borrowings | | |
| – unsecured | 7,537 | 13,979 |
| Short-term debentures (Note (c)) | 15,500 | 4,000 |
| Guaranteed bonds (Note (b)) | 2,199 | – |
| | 38,214 | 28,676 |
| Total borrowings | 66,712 | 59,189 |
| The borrowings are repayable as follows: | | |
| Within one year | 38,214 | 28,676 |
| In the second year | 10,306 | 8,801 |
| In the third to fifth years inclusive | 8,224 | 10,868 |
| After the fifth year | 9,968 | 10,844 |
| Total borrowings | 66,712 | 59,189 |

Notes:

(a) As at 31 December 2015, the secured bank borrowings of the Group were pledged by the related aircraft and buildings with an aggregate carrying amount of RMB29,147 million (2014: RMB23,117 million) (Note 18).

(b) On 18 March 2013, the Company issued ten-year guaranteed bonds with a principal amount of RMB4.8 billion, at an issue price equal to the face value of the bonds. The bonds bear interest at the rate of 5.05% per annum, which are payable annually. The principal of the bonds will mature and be repayable on 18 March 2023. CEA Holding has unconditionally and irrevocably guaranteed the due payment and performance of the above bonds (Note 47(d)).

On 5 June 2013, Eastern Air Overseas issued three-year guaranteed bonds with a principal amount of RMB2.2 billion, at an issue price equal to the face value of the bonds. The bonds bear interest at the rate of 3.875% per annum, which are payable semi-annually. The principal of the bonds will mature and become repayable on 5 June 2016. The Company has unconditionally and irrevocably guaranteed the due payment and performance of the above bonds.

On 6 March 2014, Eastern Air Overseas issued three-year guaranteed bonds with a principal amount of RMB2.5 billion, at an issue price equal to the face value of the bonds. The bonds bear interest at the rate of 4.80% per annum, which are payable semi-annually. The principal of the bonds will mature and become repayable on 13 March 2017. The Company has unconditionally and irrevocably guaranteed the due payment and performance of the above bonds.

Notes to the Financial Statements

(Prepared in accordance with International Financial Reporting Standards)
31 December 2015

34. Borrowings (continued)

Notes: (continued)

(b) (continued)

On 14 May 2014, Eastern Air Overseas issued three-year guaranteed bonds with a principal amount of RMB0.8 billion, at an issue price equal to the face value of the bonds. The bonds bear interest at the rate of 4.80% per annum, which are payable semi-annually. The principal of the bonds will mature and become repayable on 14 May 2017. The Company has unconditionally and irrevocably guaranteed the due payment and performance of the above bonds.

(c) On 26 June 2015, the Company issued short-term debentures with a principal of RMB3 billion and maturity of 270 days. The debentures bear interest at the rate of 3.50% per annum.

On 25 September 2015, the Company issued short-term debentures with a principal of RMB2.5 billion and maturity of 270 days. The debentures bear interest at the rate of 3.30% per annum.

On 27 October 2015, the Company issued short-term debentures with a principal of RMB2 billion and maturity of 270 days. The debentures bear interest at the rate of 3.00% per annum.

On 20 November 2015, the Company issued short-term debentures with a principal of RMB2 billion and maturity of 270 days. The debentures bear interest at the rate of 3.10% per annum.

On 27 November 2015, the Company issued short-term debentures with a principal of RMB2 billion and maturity of 180 days. The debentures bear interest at the rate of 3.00% per annum.

On 28 December 2015, the Company issued short-term debentures with a principal of RMB3 billion and maturity of 270 days. The debentures bear interest at the rate of 2.87% per annum.

On 30 December 2015, the Company issued short-term debentures with a principal of RMB1 billion and maturity of 270 days. The debentures bear interest at the rate of 2.83% per annum.

The terms of the long-term borrowings were summarised as follows:

| Interest rate and final maturities | | 2015 | 2014 |
|------------------------------------|--|-------------|-------------|
| | | RMB million | RMB million |
| Long-term bank borrowings | | | |
| RMB denominated | interest rates ranging from 5.75% to 5.90% with final maturities through 2023 (2014: 5.54% to 5.99%) | 280 | 420 |
| USD denominated | interest rates ranging from 6 months libor +0.50% to 6 months libor +3.75% with final maturities through 2025 (2014: 6 months libor +0.55% to 6 months libor +5.30%) | 33,106 | 30,505 |
| Guaranteed bonds | | | |
| RMB denominated | interest rates ranging from 3.88% to 5.05% with final maturities through 2023 (2014: 3.88% to 5.05%) | 10,289 | 10,285 |
| Total long-term borrowings | | 43,675 | 41,210 |

Short-term borrowings of the Group are repayable within one year. As at 31 December 2015, the interest rates relating to such borrowings ranged from 1.49% to 3.48% per annum (2014: 1.01% to 5.35% per annum).

Notes to the Financial Statements

(Prepared in accordance with International Financial Reporting Standards)
31 December 2015

34. Borrowings (continued)

The carrying amounts of the borrowings were denominated in the following currencies:

| | 2015 RMB million | 2014 RMB million |
|------------|---------------------|---------------------|
| Renminbi | 29,769 | 16,205 |
| US Dollars | 36,943 | 42,984 |
| | 66,712 | 59,189 |

35. Provision for Return Condition Checks for Aircraft Under Operating Leases

| | 2015 RMB million | 2014 RMB million |
|-----------------------|---------------------|---------------------|
| At 1 January | 3,884 | 4,217 |
| Accrual | 968 | 1,122 |
| Utilisation | (1,349) | (1,455) |
| At 31 December | 3,503 | 3,884 |
| Less: current portion | (1,281) | (1,267) |
| Long-term portion | 2,222 | 2,617 |

In respect of aircraft and engines under operating leases, the Group has obligations to fulfil certain return conditions under the leases. The balance as at 31 December 2015 and 2014 represented the provision for the estimated cost of these return condition checks which is made on a straight-line basis over the term of the leases.

36. Other Long-Term Liabilities

| | 2015 RMB million | 2014 RMB million |
|--|---------------------|---------------------|
| Fair value of unredeemed points awarded under the Group's frequent flyer program | 1,739 | 1,720 |
| Long-term duties and levies payable relating to finance leases | 1,713 | 1,120 |
| Other long-term payables | 1,053 | 501 |
| | 4,505 | 3,341 |
| Less: current portion included in other payables and accrued expenses (Note 32) | (515) | (585) |
| Long-term portion | 3,990 | 2,756 |

Notes to the Financial Statements

(Prepared in accordance with International Financial Reporting Standards)
31 December 2015

37. Pension, Medical Insurance and Post-Retirement Benefits

(a) Pension

The group companies participate in defined contribution retirement schemes organised by municipal governments of various provinces in which the group companies operate. Substantially all of the Group's PRC employees are eligible to participate in this defined contribution retirement schemes. In addition, the group companies implemented an additional defined contribution retirement pension scheme for eligible employees in 2015. For the year ended 31 December 2015, the Group's pension costs charged to profit or loss amounted to RMB1,479 million (2014: RMB1,492 million).

(b) Medical insurance

Majority of the Group's PRC employees participate in the medical insurance schemes organised by municipal governments. For the year ended 31 December 2015, the Group's medical insurance contributions charged to profit or loss amounted to RMB563 million (2014: RMB533 million).

(c) Post-retirement benefits

In addition to the above schemes, the Group provides eligible retirees with other post-retirement benefits, including retirement subsidies, transportation allowance as well as other welfare. The expected cost of providing these post-retirement benefits is actuarially determined and recognised by using the projected unit credit method, which involves a number of assumptions and estimates, including inflation rate, discount rate and etc.

The plan is exposed to interest rate risk and the risk of changes in the life expectancy for pensioners.

The most recent actuarial valuation of the post-retirement benefit obligations was carried out at 31 December 2015 with assistance from a third party consultant using the projected unit credit actuarial valuation method.

The post-retirement benefit obligations recognised in the consolidated statement of financial position are as follows:

| | 2015 RMB million | 2014 RMB million |
|-------------------------------------|---------------------|---------------------|
| Post-retirement benefit obligations | 2,750 | 3,032 |
| Less: current portion | (181) | (210) |
| Long-term portion | 2,569 | 2,822 |

Notes to the Financial Statements

(Prepared in accordance with International Financial Reporting Standards)
31 December 2015

37. Pension, Medical Insurance and Post-Retirement Benefits (continued)

(c) Post-retirement benefits (continued)

The principal actuarial assumptions utilised as at the end of the reporting period are as follows:

| | 2015 | 2014 |
|--|---|---|
| Discount rates for post-retirement benefits | 3.30% | 3.40%-4.20% |
| Mortality rate | China Insurance Life Mortality Table (2000-2003). CL3 for Male and CL4 for Female | China Insurance Life Mortality Table (2000-2003). CL3 for Male and CL4 for Female |
| Annual increase rate of medical expenses due to age | 2.50% | 2.50% |
| Annual increase rate of post-retirement medical expenses | 6.50% | 7.00% |
| Inflation rate of pension benefits | 2.50% | 3.00% |

A quantitative sensitivity analysis for significant assumptions at the end of the reporting period is shown below:

| | Increase in rate % | Increase/ (decrease) in post-retirement benefit obligation RMB million | Decrease in rate % | Increase/ (decrease) in post-retirement benefit obligation RMB million |
|--|--------------------|--|--------------------|--|
| 2015 | | | | |
| Discount rate for post-retirement benefits | 0.25 | (86) | 0.25 | 90 |
| Annual increase rate of pension benefits | 1.00 | 292 | 1.00 | (247) |
| Annual increase rate of medical expenses | 1.00 | 41 | 1.00 | (34) |
| 2014 | | | | |
| Discount rate for post-retirement benefits | 0.25 | (88) | 0.25 | 92 |
| Annual increase rate of pension benefits | 1.00 | 314 | 1.00 | (266) |
| Annual increase rate of medical expenses | 1.00 | 57 | 1.00 | (47) |

The sensitivity analyses above have been determined based on a method that extrapolates the impact on net post-retirement benefit obligations as a result of reasonable changes in key assumptions occurring at the end of the reporting period.

Expected contributions to be made in the future years out of the post-retirement benefit obligations were as follows:

| | 2015 RMB million | 2014 RMB million |
|---------------------------|------------------|------------------|
| Within the next 12 months | 181 | 210 |
| Between 2 and 5 years | 662 | 820 |
| Between 5 and 10 years | 831 | 966 |
| Over 10 years | 2,739 | 3,370 |
| Total expected payments | 4,413 | 5,366 |

The average duration of the post-retirement benefit obligations at the end of 2015 was 13 years (2014: 12 years).

Notes to the Financial Statements

(Prepared in accordance with International Financial Reporting Standards)
31 December 2015

37. Pension, Medical Insurance and Post-Retirement Benefits (continued)

(c) Post-retirement benefits (continued)

The movements in the post-retirement benefit obligations were as follows:

2015

| | Pension cost charged to profit or loss | | | | Remeasurement (gains)/losses in other comprehensive income | | | | Benefit settled | 31 December 2015 |
|---|--|--------------|--------------|--------------------------------------|---|---|------------------------|--|-----------------|------------------|
| | 1 January 2015 | Service cost | Net interest | Sub-total included in profit or loss | Actuarial changes arising from changes in financial assumptions | Actuarial changes arising from changes in demographic assumptions | Experience adjustments | Sub-total included in other comprehensive income | | |
| | | | | | | | | | | |
| Defined benefit obligations/ benefit liability | 3,032 | - | 114 | 114 | - | 56 | (252) | (196) | (200) | 2,750 |

2014

| | Pension cost charged/(credited) to profit or loss | | | | | Remeasurement (gains)/losses in other comprehensive income | | | | Benefit settled | 31 December 2014 |
|-----------------------------|---|------------------------------------|--------------|-------------|--------------------------------------|---|---|------------------------|--|-----------------|------------------|
| | 1 January 2014 | Service cost/ investment income | Net interest | Curtailment | Sub-total included in profit or loss | Actuarial changes arising from changes in financial assumptions | Actuarial changes arising from changes in demographic assumptions | Experience adjustments | Sub-total included in other comprehensive income | | |
| | | | | | | | | | | | |
| Defined benefit obligations | 5,941 | 223 | 294 | (3,251) | (2,734) | - | 407 | (195) | 212 | (387) | 3,032 |
| Fair value of plan assets | (122) | - | - | 122 | 122 | - | - | - | - | - | - |
| Benefit liability | 5,819 | 223 | 294 | (3,129) | (2,612) | - | 407 | (195) | 212 | (387) | 3,032 |

Notes to the Financial Statements

(Prepared in accordance with International Financial Reporting Standards)
31 December 2015

38. Deferred Taxation

Deferred tax assets and liabilities are offset when there is a legally enforceable right of offsetting and when the deferred income taxes relate to the same authority. The following amounts, determined after appropriate offsetting, are shown in the consolidated statement of financial position:

| | 2015 RMB million | 2014 RMB million |
|--------------------------|---------------------|---------------------|
| Deferred tax assets | 243 | 170 |
| Deferred tax liabilities | (8) | (26) |
| Net deferred tax assets | 235 | 144 |

Movements in the net deferred tax assets were as follows:

| | 2015 RMB million | 2014 RMB million |
|--|---------------------|---------------------|
| At 1 January | 144 | 360 |
| Credited/(charged) to profit or loss (Note 14) | 113 | (89) |
| Charged to other comprehensive income | (22) | (127) |
| At 31 December | 235 | 144 |

The deferred tax assets and liabilities (prior to the offsetting of balances within the same tax jurisdiction) were made up of the taxation effects of the following:

| | 2015 RMB million | 2014 RMB million |
|---|---------------------|---------------------|
| Deferred tax assets: | | |
| Impairment provision for flight equipment spare parts | 43 | 32 |
| Impairment provision for receivables | 80 | 23 |
| Impairment provision for property, plant, and equipment | 26 | 23 |
| Derivative financial instruments | 25 | 9 |
| Impairment provision for available-for-sale investments | 25 | - |
| Other payables and accruals | 89 | 183 |
| Tax losses | 133 | 96 |
| | 421 | 366 |
| Deferred tax liabilities: | | |
| Depreciation and amortisation | (136) | (208) |
| Available-for-sale investments | (39) | (5) |
| Derivative financial instruments | (11) | (9) |
| | (186) | (222) |
| | 235 | 144 |

Notes to the Financial Statements

(Prepared in accordance with International Financial Reporting Standards)
31 December 2015

38. Deferred Taxation (continued)

Movements in the net deferred tax assets of the Group for the year were as follows:

| | At the beginning of the year RMB million | (Charged)/ credited to profit or loss RMB million | (Charged)/ credited to other comprehensive income RMB million | At the end of the year RMB million |
|---|---|--|--|---------------------------------------|
| For the year ended 31 December 2015 | | | | |
| Impairment provision for flight equipment spare parts | 32 | 11 | – | 43 |
| Impairment provision for receivables | 23 | 57 | – | 80 |
| Impairment provision for property, plant and equipment | 23 | 3 | – | 26 |
| Derivative financial instruments | 9 | (7) | 23 | 25 |
| Impairment provision for available-for-sale investments | – | 25 | – | 25 |
| Other payables and accruals | 183 | (94) | – | 89 |
| Tax losses | 96 | 37 | – | 133 |
| | 366 | 32 | 23 | 421 |
| Depreciation and amortisation | (208) | 72 | – | (136) |
| Available-for-sale investments | (5) | – | (34) | (39) |
| Derivative financial instruments | (9) | 9 | (11) | (11) |
| | (222) | 81 | (45) | (186) |
| Net deferred tax assets | 144 | 113 | (22) | 235 |

Notes to the Financial Statements

(Prepared in accordance with International Financial Reporting Standards)
31 December 2015

38. Deferred Taxation (continued)

| | At the beginning of the year RMB million | (Charged)/ credited to profit or loss RMB million | Charged to other comprehensive income RMB million | At the end of the year RMB million |
|--|---|--|--|---------------------------------------|
| For the year ended 31 December 2014 | | | | |
| Impairment provision for flight equipment spare parts | 24 | 8 | – | 32 |
| Impairment provision for receivables | 20 | 3 | – | 23 |
| Impairment provision for property, plant and equipment | 39 | (16) | – | 23 |
| Derivative financial instruments | 17 | (8) | – | 9 |
| Other payables and accruals | 146 | 37 | – | 183 |
| Provision for post-retirement benefits | 426 | (304) | (122) | – |
| Tax losses | – | 96 | – | 96 |
| | 672 | (184) | (122) | 366 |
| Depreciation and amortisation | (295) | 87 | – | (208) |
| Available-for-sale investments | – | – | (5) | (5) |
| Derivative financial instruments | (17) | 8 | – | (9) |
| | (312) | 95 | (5) | (222) |
| Net deferred tax assets | 360 | (89) | (127) | 144 |

As at the reporting date, the Group had the following balances in respect of which deferred tax assets have not been recognised:

| | 2015 | | 2014 | |
|--|----------------------------------|--------------------------------------|----------------------------------|--------------------------------------|
| | Deferred taxation RMB million | Temporary differences RMB million | Deferred taxation RMB million | Temporary differences RMB million |
| Tax losses carried forward | 489 | 1,956 | 473 | 1,891 |
| Other deductible temporary differences | 49 | 195 | 671 | 2,685 |
| Total unrecognised deferred tax assets | 538 | 2,151 | 1,144 | 4,576 |

In accordance with the PRC tax law, tax losses can be carried forward, for a period of five years, to offset against future taxable income. The Group's tax losses carried forward will expire between 2016 and 2020.

As at 31 December 2015, management carried out an assessment to determine whether future taxable profits will be available to utilise the tax losses and deductible temporary differences. As there are still uncertainties around the Group's future operating results, such as future fuel prices and market competition, management assessed that there are significant uncertainties that future taxable profits will be available and the deferred tax assets arising from aforementioned tax losses and deductible temporary differences were not recognised.

Notes to the Financial Statements

(Prepared in accordance with International Financial Reporting Standards)
31 December 2015

39. Derivative Financial Instruments

| | Assets | | Liabilities | |
|---|---------------------|---------------------|---------------------|---------------------|
| | 2015 RMB million | 2014 RMB million | 2015 RMB million | 2014 RMB million |
| At 31 December | | | | |
| Interest rate swaps (Note (a)) | 22 | 8 | 101 | 95 |
| Forward foreign exchange contracts (Note (b)) | 16 | 27 | – | – |
| Cross currency swap (Note (c)) | 7 | – | – | – |
| Total | 45 | 35 | 101 | 95 |
| Less: current portion | | | | |
| – Interest rate swaps | – | – | (4) | – |
| – Forward foreign exchange | – | (5) | – | – |
| | – | (5) | (4) | – |
| Non-current portion | 45 | 30 | 97 | 95 |

The maximum exposure to credit risk at the reporting date is the fair value of the derivative assets in the consolidated statement of financial position.

Notes:

(a) Interest rate swaps

The Group uses interest rate swaps to reduce the risk of changes in market interest rates (Note 3). The interest rate swaps entered into by the Group for swapping floating interest rates, usually referenced to LIBOR, into fixed rates are accounted for as cash flow hedges. Other interest rate swaps are accounted for as fair value hedges. As at 31 December 2015, the notional amount of the outstanding interest rate swap agreements was approximately USD1,466 million (2014: USD801 million). These agreements will expire between 2016 and 2025.

Realised and unrealised gains and losses arising from the valuation of these interest rate swaps have been dealt with in the consolidated statement of profit or loss and other comprehensive income as follows:

| | 2015 RMB million | 2014 RMB million |
|--|---------------------|---------------------|
| Realised losses (recorded in finance costs) | (134) | (80) |
| Unrealised mark to market gains/(losses) | | |
| – cash flow hedges (recognised in other comprehensive income) | 2 | (28) |
| – fair value hedges (recognised in gain on fair value changes of derivative financial instruments) | 6 | 11 |
| | (126) | (97) |

Notes to the Financial Statements

(Prepared in accordance with International Financial Reporting Standards)
31 December 2015

39. Derivative Financial Instruments (continued)

Notes: (continued)

(b) Foreign exchange forward contracts

The Group uses foreign exchange forward contracts to reduce the risk of changes in currency exchange rates in respect of ticket sales and expenses denominated in foreign currencies (Note 3). The Group's foreign exchange forward contracts for selling foreign currency (i.e., Japanese Yen) and purchasing US dollars at fixed exchange rates are accounted for as cash flow hedges. As at 31 December 2015, the notional amount of the outstanding currency forward contracts was approximately USD12 million (2014: USD39 million), which will expire in 2017.

Realised and unrealised gains and losses arising from the valuation of these contracts have been dealt with in the consolidated statement of profit or loss and other comprehensive income as follows:

| | 2015 RMB million | 2014 RMB million |
|---|---------------------|---------------------|
| Realised gains/(losses) (recorded in finance income/(costs)) | 15 | (2) |
| Unrealised mark to market (losses)/gains – cash flow hedges (recognised in other comprehensive income) | (11) | 17 |
| | 4 | 15 |

(c) Cross currency swap

The Group uses cross currency swap to reduce the risk of changes in currency exchange rates and market interest rates (Note 3). The cross currency swap entered into by the Group for swapping US dollars floating interest rates (LIBOR) into Euro floating interest rates (EURIBOR), is accounted for as a cash flow hedge. As at 31 December 2015, the notional amount of the outstanding cross currency swap agreement was approximately USD38 million (2014: Nil). The agreement will expire in 2025.

Unrealised gain and loss arising from the valuation of the contract has been dealt with in the consolidated statement of profit or loss and other comprehensive income as follows:

| | 2015 RMB million | 2014 RMB million |
|--|---------------------|---------------------|
| Unrealised mark to market gain – cash flow hedge (recognised in other comprehensive income) | 7 | – |

Notes to the Financial Statements

(Prepared in accordance with International Financial Reporting Standards)
31 December 2015

40. Financial Instruments by Category

| 2015 | Loans and Receivables RMB million | Assets at fair value through profit or loss RMB million | Derivatives used for hedging RMB million | Available for sale RMB million | Total RMB million |
|--|---|---|---|--------------------------------------|----------------------|
| Financial assets | | | | | |
| Available-for-sale investments | – | – | – | 452 | 452 |
| Derivative financial instruments | – | – | 45 | – | 45 |
| Trade receivables | 2,867 | – | – | – | 2,867 |
| Other receivables | 3,438 | – | – | – | 3,438 |
| Restricted bank deposits and short-term bank deposits | 35 | – | – | – | 35 |
| Cash and cash equivalents | 9,080 | – | – | – | 9,080 |
| Other non-current assets | 338 | – | – | – | 338 |
| Total | 15,758 | – | 45 | 452 | 16,255 |

| 2015 | Loans and receivables RMB million | Liabilities at fair value through profit or loss RMB million | Derivatives used for hedging RMB million | Other financial liabilities at amortised cost RMB million | Total RMB million |
|----------------------------------|---|--|---|--|----------------------|
| Financial liabilities | | | | | |
| Borrowings | 66,712 | – | – | – | 66,712 |
| Obligations under finance leases | 52,399 | – | – | – | 52,399 |
| Derivative financial instruments | – | 2 | 99 | – | 101 |
| Trade and bills payables | 3,712 | – | – | – | 3,712 |
| Other payables | 11,721 | – | – | – | 11,721 |
| Total | 134,544 | 2 | 99 | – | 134,645 |

Notes to the Financial Statements

(Prepared in accordance with International Financial Reporting Standards)
31 December 2015

40. Financial Instruments by Category (continued)

| 2014 | Loans and Receivables RMB million | Assets at fair value through profit or loss RMB million | Derivatives used for hedging RMB million | Available for sale RMB million | Total RMB million |
|--|---|---|---|--------------------------------------|----------------------|
| Financial assets | | | | | |
| Available-for-sale investments | – | – | – | 433 | 433 |
| Derivative financial instruments | – | – | 35 | – | 35 |
| Trade receivables | 3,862 | – | – | – | 3,862 |
| Other receivables | 1,313 | – | – | – | 1,313 |
| Restricted bank deposits and short-term bank deposits | 38 | – | – | – | 38 |
| Cash and cash equivalents | 1,355 | – | – | – | 1,355 |
| Other non-current assets | 528 | – | – | – | 528 |
| Total | 7,096 | – | 35 | 433 | 7,564 |

| 2014 | Loans and receivables RMB million | Liabilities at fair value through profit or loss RMB million | Derivatives used for hedging RMB million | Other financial liabilities at amortised cost RMB million | Total RMB million |
|----------------------------------|---|--|---|--|----------------------|
| Financial liabilities | | | | | |
| Borrowings | 59,189 | – | – | – | 59,189 |
| Obligations under finance leases | 38,695 | – | – | – | 38,695 |
| Derivative financial instruments | – | 8 | 87 | – | 95 |
| Trade and bills payables | 2,083 | – | – | – | 2,083 |
| Other payables | 12,818 | – | – | – | 12,818 |
| Total | 112,785 | 8 | 87 | – | 112,880 |

Notes to the Financial Statements

(Prepared in accordance with International Financial Reporting Standards)
31 December 2015

41. Share Capital

| | 2015 RMB million | 2014 RMB million |
|---|---------------------|---------------------|
| Registered, issued and fully paid of RMB1.00 each | | |
| A shares listed on The Shanghai Stock Exchange ("A Shares") | 8,481 | 8,481 |
| – Tradable shares held by CEA Holding with trading moratorium | 242 | 242 |
| – Tradable shares held by CES Finance Holding Co., Ltd. with trading moratorium | 457 | 457 |
| – Tradable shares without trading moratorium | 7,782 | 7,782 |
| H shares listed on The Stock Exchange of Hong Kong Limited ("H Shares") | 4,659 | 4,193 |
| – Tradable shares held by CES Global Holdings (Hong Kong) Limited with trading moratorium | 699 | 699 |
| – Tradable shares held by Delta Air Lines, Inc. without trading moratorium | 466 | – |
| – Tradable shares without trading moratorium | 3,494 | 3,494 |
| | 13,140 | 12,674 |

Pursuant to articles 49 and 50 of the Company's articles of association, both the listed A shares and listed H shares are registered ordinary shares and carry equal rights.

A summary of movements in the Company's share capital is as follows:

| | Number of shares in issue |
|--|------------------------------|
| At 1 January 2014, 31 December 2014 and 1 January 2015 | 12,674 |
| Issue of shares | 466 |
| At 31 December 2015 | 13,140 |

Notes to the Financial Statements

(Prepared in accordance with International Financial Reporting Standards)
31 December 2015

42. Reserves

| | Share Premium | Capital reserve (Note (a)) | Hedging reserve | Statutory reserve (Note (b)) | Other reserve | Retained profits/ (accumulated losses) | Total |
|--|------------------|----------------------------------|--------------------|------------------------------------|------------------|---|-------------|
| | RMB million | RMB million | RMB million | RMB million | RMB million | RMB million | RMB million |
| At 1 January 2014 | 20,190 | (778) | (50) | – | (2,539) | (2,595) | 14,228 |
| Unrealised losses on cash flow hedges | – | – | (11) | – | – | – | (11) |
| Fair value movements of available-for-sale investments | – | – | – | – | 14 | – | 14 |
| Actuarial losses on post- retirement benefit obligations | – | – | – | – | (341) | – | (341) |
| Profit for the year | – | – | – | – | – | 3,410 | 3,410 |
| At 31 December 2014 | 20,190 | (778) | (61) | – | (2,866) | 815 | 17,300 |
| At 1 January 2015 | 20,190 | (778) | (61) | – | (2,866) | 815 | 17,300 |
| Unrealised gains on cash flow hedges | – | – | 10 | – | – | – | 10 |
| Fair value movements of available-for-sale investments | – | – | – | – | 82 | – | 82 |
| Fair value changes of available- for-sale investments held by an associate | – | – | – | – | 7 | – | 7 |
| Actuarial gains on post- retirement benefit obligations | – | – | – | – | 198 | – | 198 |
| Acquisition of non-controlling interests | (252) | – | – | – | – | – | (252) |
| Transfer from retained profits | – | – | – | 184 | – | (184) | – |
| Issue of shares | 2,389 | – | – | – | – | – | 2,389 |
| Profit for the year | – | – | – | – | – | 4,537 | 4,537 |
| At 31 December 2015 | 22,327 | (778) | (51) | 184 | (2,579) | 5,168 | 24,271 |

Notes:

(a) Capital reserve

Capital reserve represents the difference between the fair value of the net assets injected and the nominal amount of the Company's share capital issued in respect of a group restructuring carried out in June 1996 for the purpose of the Company's listing.

(b) Reserve funds

According to the PRC Company Law, the Company is required to transfer a portion of the profits to the statutory reserve. The transfer to this reserve must be made before distribution of dividend to shareholders and when there are retained profits at the end of the financial year.

Notes to the Financial Statements

(Prepared in accordance with International Financial Reporting Standards)
31 December 2015

43. Disposal of a Subsidiary

| | 2015 RMB million |
|----------------------------------|---------------------|
| Net assets disposed of: | |
| Cash and bank balances | 8 |
| Lease prepayments | 137 |
| Other payables and accruals | (137) |
| Gain on disposal of a subsidiary | 41 |
| | 49 |

| | 2015 RMB million |
|---------------|---------------------|
| Satisfied by: | |
| Cash | 49 |

An analysis of the net inflow of cash and cash equivalents in respect of the disposal of a subsidiary is as follows:

| | 2015 RMB million |
|--|---------------------|
| Cash consideration | 49 |
| Cash and bank balances disposed of | (8) |
| Net inflow of cash and cash equivalents in respect of the disposal of a subsidiary | 41 |

44. Partly-owned Subsidiaries with Material Non-controlling Interests

Details of the Group's subsidiaries that have material non-controlling interests are set out below:

| | 2015 | 2014 |
|--|--------|--------|
| Percentage of equity interest held by non-controlling interests: | | |
| CEA Jiangsu | 37.44% | 37.44% |
| CEA Yunnan | 9.64% | 9.64% |
| CEA Wuhan | 40.00% | 40.00% |
| China Cargo | 17% | 49% |

| | 2015 RMB million | 2014 RMB million |
|---|---------------------|---------------------|
| Profit/(loss) for the year allocated to non-controlling interests: | | |
| CEA Jiangsu | 174 | 156 |
| CEA Yunnan | 120 | 31 |
| CEA Wuhan | 207 | 137 |
| China Cargo | 2 | (160) |
| Dividends paid to non-controlling interests of CEA Jiangsu | 37 | 20 |
| Accumulated balances of non-controlling interests at the reporting dates: | | |
| CEA Jiangsu | 1,104 | 966 |
| CEA Yunnan | 499 | 379 |
| CEA Wuhan | 1,074 | 865 |
| China Cargo | (132) | (378) |

Notes to the Financial Statements

(Prepared in accordance with International Financial Reporting Standards)
31 December 2015

44. Partly-owned Subsidiaries with Material Non-controlling Interests (continued)

The following tables illustrate the summarised financial information of the above subsidiaries. The amounts disclosed are before any inter-company eliminations:

| 2015 | CEA Jiangsu RMB million | CEA Yunnan RMB million | CEA Wuhan RMB million | China Cargo RMB million |
|--|----------------------------|---------------------------|--------------------------|----------------------------|
| Revenue | 6,431 | 9,518 | 3,486 | 4,325 |
| Total expenses | 5,965 | 8,273 | 2,968 | 4,316 |
| Profit for the year | 466 | 1,245 | 518 | 9 |
| Total comprehensive income for the year | 469 | 1,245 | 521 | 12 |
| Current assets | 2,080 | 2,936 | 2,570 | 1,314 |
| Non-current assets | 8,149 | 14,880 | 3,412 | 1,724 |
| Current liabilities | 2,444 | 4,565 | 1,307 | 2,875 |
| Non-current liabilities | 4,836 | 8,073 | 1,991 | 923 |
| Net cash flows from operating activities | 574 | 2,293 | 257 | 702 |
| Net cash flows from/(used in) investing activities | 74 | (1,371) | (114) | (71) |
| Net cash flows used in financing activities | (617) | (934) | (145) | (668) |
| Effect of foreign exchange rate changes, net | 1 | 14 | – | 1 |
| Net increase/(decrease) in cash and cash equivalents | 32 | 2 | (2) | (36) |
| 2014 | CEA Jiangsu RMB million | CEA Yunnan RMB million | CEA Wuhan RMB million | China Cargo RMB million |
| Revenue | 6,435 | 9,133 | 3,346 | 5,285 |
| Total expenses | 6,019 | 8,812 | 3,003 | 5,612 |
| Profit/(loss) for the year | 416 | 321 | 343 | (327) |
| Total comprehensive income for the year | 332 | 321 | 302 | (368) |
| Current assets | 1,666 | 1,730 | 1,036 | 1,483 |
| Non-current assets | 6,347 | 10,385 | 3,134 | 1,881 |
| Current liabilities | 2,241 | 3,240 | 855 | 3,185 |
| Non-current liabilities | 3,192 | 4,941 | 1,153 | 951 |
| Net cash flows from operating activities | 812 | 1,162 | 188 | (361) |
| Net cash flows used in investing activities | (454) | (849) | (2) | (59) |
| Net cash flows (used in)/from financing activities | (402) | (541) | (152) | 180 |
| Effect of foreign exchange rate changes, net | – | (25) | – | – |
| Net (decrease)/increase in cash and cash equivalents | (44) | (253) | 34 | (240) |

Notes to the Financial Statements

(Prepared in accordance with International Financial Reporting Standards)
31 December 2015

45. Notes to the Statement of Consolidated Cash Flows

(a) Cash generated from operations

| | 2015 RMB million | 2014 RMB million |
|---|---------------------|---------------------|
| Profit before income tax | 5,667 | 4,113 |
| Adjustments for: | | |
| Depreciation of property, plant and equipment and amortisation of other non-current assets | 10,710 | 9,056 |
| Amortisation of intangible assets | 85 | 69 |
| Depreciation of investment properties | 4 | – |
| Amortisation of lease prepayments | 60 | 58 |
| (Gains)/losses on disposal of property, plant and equipment | (378) | 25 |
| Gain on disposal of investments in a subsidiary | (41) | – |
| Gain on disposal of available-for-sale investments | (33) | – |
| Dividend income from available-for-sale investments | (13) | – |
| Share of results of associates | (126) | (91) |
| Share of results of joint ventures | (26) | (36) |
| Net foreign exchange losses | 5,480 | 203 |
| Gain on fair value changes of derivative financial instruments | (6) | (11) |
| Reversal of post-retirement benefits | – | (2,612) |
| Impairment charges | 228 | 22 |
| Interest income | (66) | (88) |
| Interest expense | 2,075 | 1,957 |
| Operating profit before working capital changes | 23,620 | 12,665 |
| Changes in working capital | | |
| Flight equipment spare parts | 117 | (37) |
| Trade receivables | 985 | (345) |
| Prepayments and other receivables | (2,011) | (1,314) |
| Restricted bank deposits and short-term bank deposits | – | 345 |
| Sales in advance of carriage | 777 | 1,491 |
| Trade and bills payables | 1,629 | (720) |
| Other payables and accruals | (234) | 1,024 |
| Staff housing allowances | 105 | 45 |
| Other long-term liabilities | 1,164 | 145 |
| Post-retirement benefit obligations | (282) | (387) |
| Provision for return condition checks for aircraft under operating leases | (381) | (333) |
| Operating lease deposits | 46 | 188 |
| Cash generated from operations | 25,535 | 12,767 |

(b) Major non-cash transactions

| | 2015 RMB million | 2014 RMB million |
|--|---------------------|---------------------|
| Finance lease obligations incurred for acquisition of aircraft | 21,887 | 19,905 |

Notes to the Financial Statements

(Prepared in accordance with International Financial Reporting Standards)
31 December 2015

46. Commitments

(a) Capital commitments

The Group had the following capital commitments:

| | 2015 RMB million | 2014 RMB million |
|---|---------------------|---------------------|
| Contracted for: | | |
| – Aircraft, engines and flight equipment (Note) | 106,666 | 105,011 |
| – Other property, plant and equipment | 3,923 | 3,108 |
| – Investment | – | 38 |
| | 110,589 | 108,157 |

Note:

Contracted expenditures for the above aircraft, engines and flight equipment, including deposits prior to delivery, subject to future inflation increase built into the contracts were expected to be paid as follows:

| | 2015 RMB million | 2014 RMB million |
|--------------------|---------------------|---------------------|
| Within one year | 23,781 | 25,830 |
| In the second year | 26,642 | 18,249 |
| In the third year | 25,579 | 14,833 |
| In the fourth year | 18,793 | 16,119 |
| Over four years | 11,871 | 29,980 |
| | 106,666 | 105,011 |

The above capital commitments represent the future outflow of cash or other resources.

(b) Operating lease commitments

As at the reporting date, the Group had commitments under operating leases to pay future minimum lease rentals as follows:

| | 2015 RMB million | 2014 RMB million |
|---|---------------------|---------------------|
| Aircraft, engines and flight equipment | | |
| Within one year | 4,308 | 3,818 |
| In the second year | 3,676 | 3,508 |
| In the third to fifth years, inclusive | 7,962 | 8,022 |
| After the fifth year | 8,977 | 8,682 |
| | 24,923 | 24,030 |
| Land and buildings | | |
| Within one year | 299 | 202 |
| In the second year | 219 | 164 |
| In the third to fifth years, inclusive | 410 | 382 |
| After the fifth year | 814 | 1,983 |
| | 1,742 | 2,731 |
| | 26,665 | 26,761 |

Notes to the Financial Statements

(Prepared in accordance with International Financial Reporting Standards)
31 December 2015

47. Related Party Transactions

The Group is controlled by CEA Holding, which directly owns 38.61% of the Company's shares as at 31 December 2015 (2014: 40.03%). In addition, through CES Global Holdings (Hong Kong) Limited and CES Finance Holding Co., Ltd., two wholly-owned subsidiaries of CEA Holding, CEA Holding indirectly owns additional approximately 19.99% and 3.48% of the Company's shares respectively as at 31 December 2015 (2014: 20.72% and 3.61%).

The Company is a state-owned enterprise established in the PRC and is controlled by the PRC government, which also owns a significant portion of the productive assets in the PRC. In accordance with IAS 24 "Related Party Disclosures", government-related entities and their subsidiaries, directly or indirectly controlled, jointly controlled or significantly influenced by the PRC government are defined as related parties of the Group. On that basis, related parties include CEA Holding and its subsidiaries (other than the Group), other government-related entities and their subsidiaries ("Other State-owned Enterprises"), other entities and corporations over which the Company is able to control or exercise significant influence and key management personnel of the Company as well as their close family members.

For the purpose of the related party transaction disclosures, the directors of the Company believe that meaningful information in respect of related party transactions has been adequately disclosed.

(a) Nature of related parties that do not control or controlled by the Group:

| Name of related party | Relationship with the Group |
|--|--|
| Eastern Air Finance Company | Associate of the Company |
| Eastern Import & Export | Associate of the Company |
| Shanghai P&W | Associate of the Company |
| Eastern Advertising | Associate of the Company |
| Jetstar Hong Kong | Associate of the Company |
| Collins Aviation | Associate of the Company |
| Shanghai Dongmei Air Travel Co., Ltd. ("Shanghai Dongmei") | Associate of the Company (acquired by the Group and became a wholly-owned subsidiary in August 2014) |
| Wheels & Brakes | Joint venture of the Company |
| Technologies Aerospace | Joint venture of the Company |
| China Kaiya | Joint venture of the Company |
| Shanghai Hute | Joint venture of the Company |
| CEA Development Co., Ltd. ("CEA Development") | Controlled by the same parent company |
| China Eastern Air Catering Investment Co., Ltd. and its subsidiaries ("Eastern Air Catering") | Controlled by the same parent company |
| CES International Financial Leasing Corporation Limited ("CES Lease Company") | Controlled by the same parent company |
| Shanghai Eastern Airlines Investment Co., Ltd. ("Eastern Investment") | Controlled by the same parent company |
| Eastern Airlines Tourism Investment (Group) Co., Ltd. ("Eastern Tourism") | Controlled by the same parent company |
| Beijing Eastern Airlines Investment Co., Ltd. ("Beijing Dongtou") | Controlled by the same parent company (acquired by the Eastern Investment in August 2015) |
| Travelsky Technology Limited ("Travelsky") | A director and vice president of the Company is a director of Travelsky |

Notes to the Financial Statements

(Prepared in accordance with International Financial Reporting Standards)
31 December 2015

47. Related Party Transactions (continued)

(b) Related party transactions

| Nature of transactions | Related party | Pricing policy and decision process | Income or receipts/ (expense or payments) | |
|--|-----------------------------|-------------------------------------|---|---------------------|
| | | | 2015 RMB million | 2014 RMB million |
| With CEA Holding or companies directly or indirectly held by CEA Holding: | | | | |
| Interest income on deposits | Eastern Air Finance Company | (iv) | 20 | 21 |
| Interest income on loans | Jetstar Hong Kong | (iv) | 1 | 10 |
| Interest expense on loans | Eastern Air Finance Company | (iv) | (11) | (37) |
| Commission expense on air tickets sold on behalf of the Group | Shanghai Dongmei | (ii) | – | (5) |
| Handling charges for purchase of aircraft, flight, equipment, flight equipment spare parts, other property, plant and flight equipment and repairs for aircraft and engines* | Eastern Import & Export | (ii) | (119) | (120) |
| Repairs and maintenance expense for aircraft and engines | Wheels & Brakes | (ii) | (137) | (81) |
| | Technologies Aerospace | (ii) | (193) | (188) |
| | Shanghai P&W | (ii) | (1,717) | (1,804) |
| Supply of system services | China Kaiya | (ii) | (45) | (36) |
| Supply of food and beverages* | Eastern Air Catering | (i) | (1,058) | (851) |
| | CEA development | (i) | (38) | – |
| | Eastern Import & Export | (i) | (32) | – |
| Advertising expense* | Eastern Advertising | (ii) | (24) | (5) |
| Media royalty fee | Eastern Advertising | (iii) | 26 | 16 |
| Automobile maintenance service, aircraft maintenance, providing transportation automobile and other products* | CEA Development | (ii) | (86) | (142) |

Notes to the Financial Statements

(Prepared in accordance with International Financial Reporting Standards)
31 December 2015

47. Related Party Transactions (continued)

(b) Related party transactions (continued)

| Nature of transactions | Related party | Pricing policy and decision process | Income or receipts/ (expense or payments) | |
|--|--------------------|-------------------------------------|---|---------------------|
| | | | 2015 RMB million | 2014 RMB million |
| With CEA Holding or companies directly or indirectly held by CEA Holding: | | | | |
| Equipment maintenance fee | Shanghai Hute | (ii) | – | (66) |
| | Collins Aviation | (ii) | (26) | (46) |
| | CEA Development | (ii) | (24) | – |
| Property management and green maintenance expenses* | Eastern Investment | (ii) | – | (4) |
| | CEA Development | (ii) | (52) | – |
| Supply of hotel accommodation service* | Eastern Tourism | (ii) | – | (1) |
| | CEA Development | (ii) | (39) | – |
| Land and building rental* | CEA Holding | (ii) | (52) | (50) |
| Acquisition of a subsidiary | Eastern Tourism | (v) | – | (32) |
| Disposal of a subsidiary | Eastern Investment | (v) | 49 | – |
| Expense on finance lease* | CES Lease Company | (ii) | (216) | – |
| Civil aviation information network services** | Travelsky | (ii) | (454) | – |

(i) The Group's pricing policies on products purchased from related parties are mutually agreed between contract parties.

(ii) The Group's pricing policies on services provided by related parties are mutually agreed between contract parties.

(iii) The Group's pricing policies on services provided to related parties are mutually agreed between contract parties.

(iv) The Group's pricing policies on related party interest rates are mutually agreed based on benchmark interest rates between contract parties.

(v) The Group's pricing policies on transfer of equity or disposal of investments are mutually agreed based on the valuation prices.

* These related party transactions also constitute connected transactions or continuing connected transactions as defined in Chapter 14A of the Listing Rules.

** This related party transaction constitutes continuing connected transaction pursuant to the Rules Governing the Listing of Stocks on the Shanghai Stock Exchange.

Notes to the Financial Statements

(Prepared in accordance with International Financial Reporting Standards)
31 December 2015

47. Related Party Transactions (continued)

(c) Balances with related parties

(i) Amounts due from related parties

| | 2015 RMB million | 2014 RMB million |
|--|---------------------|---------------------|
| Trade receivables | | |
| Others | – | 1 |
| Prepayments and other receivables | | |
| Eastern Import & Export | 31 | 123 |
| China Kaiya | 11 | 14 |
| Collins Aviation | – | 16 |
| Technologies Aerospace | 5 | – |
| Beijing Dongtou | 88 | – |
| Others | 4 | 16 |
| | 139 | 169 |

All the amounts due from related parties are trade in nature, interest-free and payable within normal credit terms.

(ii) Amounts due to related parties

| | 2015 RMB million | 2014 RMB million |
|---|---------------------|---------------------|
| Trade payable and bills payables | | |
| Eastern Import & Export | 295 | 112 |
| Eastern Air Catering | 37 | 38 |
| Technologies Aerospace | 5 | 4 |
| Wheels & Brakes | 8 | – |
| CEA development | 2 | – |
| Collins Aviation | 1 | – |
| CEA Holding | 1 | – |
| Travelsky | 548 | – |
| Others | – | 32 |
| | 897 | 186 |

Notes to the Financial Statements

(Prepared in accordance with International Financial Reporting Standards)
31 December 2015

47. Related Party Transactions (continued)

(c) Balances with related parties (continued)

(ii) Amounts due to related parties (continued)

| | 2015 RMB million | 2014 RMB million |
|------------------------------------|---------------------|---------------------|
| Other payables and accruals | | |
| Eastern Import & Export | 303 | 652 |
| Shanghai P&W | 259 | 255 |
| Eastern Air Catering | 253 | 154 |
| CEA Holding | 160 | 97 |
| Collins Aviation | 3 | 15 |
| China Kaiya | – | 12 |
| Shanghai Hute | – | 59 |
| Technologies Aerospace | 25 | 157 |
| Wheels & Brakes | 3 | – |
| Jetstar Hong Kong | 10 | – |
| CEA Development | 61 | 50 |
| Travelsky | 223 | – |
| Others | 5 | 32 |
| | 1,305 | 1,483 |

| | 2015 RMB million | 2014 RMB million |
|---|---------------------|---------------------|
| Obligations under finance leases | | |
| CES Lease Company | 5,826 | – |

Except for the amounts due to CEA Holding, which are reimbursement in nature, all other amounts due to related parties are trade in nature. All amounts due to related parties are interest-free and payable within normal credit terms given by trade creditors.

Notes to the Financial Statements

(Prepared in accordance with International Financial Reporting Standards)
31 December 2015

47. Related Party Transactions (continued)

(c) Balances with related parties (continued)

(iii) Short-term deposits and borrowings with associates and CEA Holding

| | Average interest rate | | 2015 RMB million | 2014 RMB million |
|---|-------------------------|-------------------------|---------------------|---------------------|
| | 2015 RMB million | 2014 RMB million | | |
| Short-term deposits (included in cash and cash equivalents) | | | | |
| Eastern Air Finance Company | 0.35% | 0.35% | 729 | 369 |
| Short-term borrowings (included in borrowings) | | | | |
| Eastern Air Finance Company | 2.07% | 2.26% | – | 73 |
| Long-term borrowings (included in borrowings) | | | | |
| Eastern Air Finance Company | 5.54% | 5.73% | – | 125 |
| Loans (Note) (included in prepayments and other receivables) | | | | |
| Jetstar Hong Kong | 1 month libor +3.44% | 1 month libor +3.44% | – | 369 |

Note: In July 2014, Eastern Air Overseas signed a loan contract with Jetstar Hong Kong, an associate of the Company. According to the contract, Eastern Air Overseas offered a loan of USD60 million at the market interest rate to Jetstar Hong Kong. The principal of the loan was repaid on 30 April 2015.

(d) Guarantees by the holding company

As at 31 December 2015, bonds of the Group guaranteed by CEA Holding amounted to RMB4.8 billion (2014: RMB4.8 billion) (Note 34(b)).

(e) Key management compensation

The compensation paid or payable to key management for employee services mainly comprised of salaries and other short-term employee benefits and was analysed as below:

| | 2015 RMB million | 2014 RMB million |
|---------------------------------------|---------------------|---------------------|
| Directors and supervisors (Note 9(a)) | 3 | 3 |
| Senior management | 3 | 3 |
| | 6 | 6 |

48. Events After the Reporting Period

In January 2016, the Group received the approval from China Securities Regulatory Commission regarding the non-public issuance of not more than 2,329,192,546 A Shares.

On 18 January 2016, the Company issued short-term debentures with a principal of RMB2.5 billion and maturity of 90 days. The debentures bear interest at the rate of 2.5% per annum.

Notes to the Financial Statements

(Prepared in accordance with International Financial Reporting Standards)
31 December 2015

48. Events After the Reporting Period (continued)

On 20 January 2016, the Company issued short-term debentures with a principal of RMB2.0 billion and maturity of 90 days. The debentures bear interest at the rate of 2.5% per annum.

On 24 March 2016, the Company issued short-term debentures with a principal of RMB3.0 billion and maturity of 270 days. The debentures bear interest at the rate of 2.4% per annum.

The Board of the Group also intends, for mid-2016, a cash dividend distribution of not less than 40% of the net profit of the Company for the year 2015 under domestic accounting principles.

49. Dividends

The Board has not recommended any dividend for the year ended 31 December 2015 (2014: Nil).

50. Comparative Amounts

As further explained in note 2.2 to the financial statements, due to the implementation of the Hong Kong Companies Ordinance (Cap. 622) during the current year, the presentation and disclosures of certain items in the financial statements have been revised to comply with the new requirements.

51. Statement of Financial Position of the Company

Information about the statement of financial position of the Company at the end of the reporting period is as follows:

| | 31 December 2015 RMB million | 31 December 2014 RMB million |
|---|------------------------------------|------------------------------------|
| Non-current assets | | |
| Intangible assets | 11,503 | 11,479 |
| Property, plant and equipment | 84,207 | 69,472 |
| Lease prepayments | 1,157 | 1,260 |
| Advanced payments on acquisition of aircraft | 21,207 | 19,459 |
| Investments in subsidiaries | 14,216 | 13,961 |
| Investments in associates | 1,009 | 596 |
| Investments in joint ventures | 323 | 323 |
| Available-for-sale investments | 388 | 388 |
| Other non-current assets | 2,935 | 1,809 |
| Deferred tax assets | 137 | – |
| Derivative financial instruments | 45 | 30 |
| | 137,127 | 118,777 |
| Current assets | | |
| Flight equipment spare parts | 38 | 72 |
| Trade receivables | 6,725 | 2,920 |
| Prepayments and other receivables | 12,763 | 13,194 |
| Derivative financial instruments | – | 5 |
| Restricted bank deposits and short-term bank deposits | 27 | 27 |
| Cash and cash equivalents | 8,015 | 865 |
| Assets classified as held for sale | – | 2,866 |
| | 27,568 | 19,949 |

Notes to the Financial Statements

(Prepared in accordance with International Financial Reporting Standards)
31 December 2015

51. Statement of Financial Position of the Company (continued)

Information about the statement of financial position of the Company at the end of the reporting period is as follows: (continued)

| | 31 December 2015 RMB million | 31 December 2014 RMB million |
|--|------------------------------------|------------------------------------|
| Current liabilities | | |
| Sales in advance of carriage | 5,535 | 4,920 |
| Trade and bills payables | 8,876 | 6,449 |
| Other payables and accruals | 25,116 | 15,746 |
| Current portion of obligations under finance leases | 3,628 | 3,104 |
| Current portion of borrowings | 32,836 | 29,236 |
| Income tax payable | – | 2 |
| Current portion of provision for return condition checks for aircraft under operating leases | 585 | 524 |
| Derivative financial instruments | 4 | – |
| | 76,580 | 59,981 |
| Net current liabilities | (49,012) | (40,032) |
| Total assets less current liabilities | 88,115 | 78,745 |
| Non-current liabilities | | |
| Obligations under finance leases | 28,037 | 23,899 |
| Borrowings | 20,734 | 20,020 |
| Provision for return condition checks for aircraft under operating leases | 713 | 1,228 |
| Other long-term liabilities | 1,927 | 1,775 |
| Post-retirement benefit obligations | 2,064 | 2,057 |
| Deferred tax liabilities | 16 | – |
| Derivative financial instruments | 97 | 95 |
| | 53,588 | 49,074 |
| Net assets | 34,527 | 29,671 |
| Equity | | |
| Capital and reserves attributable to the equity holders of the Company | | |
| – Share capital | 13,140 | 12,674 |
| – Reserves | 21,387 | 16,997 |
| Total equity | 34,527 | 29,671 |

Notes to the Financial Statements

(Prepared in accordance with International Financial Reporting Standards)
31 December 2015

51. Statement of Financial Position of the Company (continued)

Note:

A summary of the Company's reserves is as follows:

| | Share Premium RMB million | Capital reserve RMB million | Hedging reserve RMB million | Statutory reserve RMB million | Other reserve RMB million | Retained profits/ (accumulated losses) RMB million | Total RMB million |
|---|---------------------------------|-----------------------------------|-----------------------------------|-------------------------------------|---------------------------------|--|----------------------|
| At 1 January 2014 | 20,464 | (720) | (50) | – | (2,254) | (2,558) | 14,882 |
| Unrealised losses on cash flow hedges | – | – | (11) | – | – | – | (11) |
| Fair value movements of available-for-sale investments | – | – | – | – | 15 | – | 15 |
| Actuarial losses on post- retirement benefit obligations | – | – | – | – | (62) | – | (62) |
| Profit for the year | – | – | – | – | – | 2,173 | 2,173 |
| At 31 December 2014 | 20,464 | (720) | (61) | – | (2,301) | (385) | 16,997 |
| Unrealised gains on cash flow hedges | – | – | 10 | – | – | – | 10 |
| Fair value movements of available-for-sale investments | – | – | – | – | 73 | – | 73 |
| Actuarial gains on post- retirement benefit obligations | – | – | – | – | 185 | – | 185 |
| Issue of shares | 2,389 | – | – | – | – | – | 2,389 |
| Transfer from retained profits | – | – | – | 184 | – | (184) | – |
| Profit for the year | – | – | – | – | – | 1,733 | 1,733 |
| At 31 December 2015 | 22,853 | (720) | (51) | 184 | (2,043) | 1,164 | 21,387 |

ISSUER

China Eastern Airlines Corporation Limited

Hongqiao International Airport
Shanghai 200335, PRC

AUDITORS OF THE ISSUER

Ernst & Young

22nd Floor CITIC Tower
1 Tim Mei Avenue
Central, Hong Kong

GUARANTOR

Sumitomo Mitsui Banking Corporation acting through its Hong Kong Branch

1-2, Marunouchi 1-chome
Chiyoda-ku, Tokyo 100-0005
Japan

LC BANKS

Bank of China Limited acting through its Tokyo Branch

4-1, Akasaka 3-chome
Minato-ku, Tokyo 107-0052
Japan

Industrial and Commercial Bank of China Limited acting through its Shanghai Municipal Branch

9 Pudong Avenue,
Pudong New Area (Xinqi), Shanghai,
China

TRUSTEE

DB Trustees (Hong Kong) Limited

Level 52, International Commerce Centre
1 Austin Road West
Kowloon, Hong Kong

PRINCIPAL PAYING AGENT, REGISTRAR AND TRANSFER AGENT

Deutsche Bank AG, Hong Kong Branch

Level 52, International Commerce Centre
1 Austin Road West
Kowloon, Hong Kong

PRE-FUNDING ACCOUNT BANK AND LC PROCEEDS ACCOUNT BANK

Deutsche Bank AG, Hong Kong Branch

Level 52, International Commerce Centre
1 Austin Road West
Kowloon, Hong Kong

LEGAL ADVISORS

*To the Issuer
as to English law and Hong Kong law*

Baker & McKenzie
14th Floor, Hutchison House
10 Harcourt Road, Central
Hong Kong

*To the Issuer
as to PRC law*

Hui Ye Law Firm
13th Floor, Huamin Empire Plaza
726 West Yan An Road
Shanghai 200050, PRC

*To the Global Coordinators, Lead Managers and
Bookrunners as to English law*

Linklaters
10th Floor, Alexandra House
Chater Road
Hong Kong

*To the Global Coordinators, Lead Managers and
Bookrunners as to PRC law*

Beijing Commerce & Finance Law Offices
6th Floor NCI Tower, A12
Jianguomenwai Avenue
Beijing 100022, PRC

To the Trustee as to English law

Linklaters
10th Floor, Alexandra House
Chater Road
Hong Kong