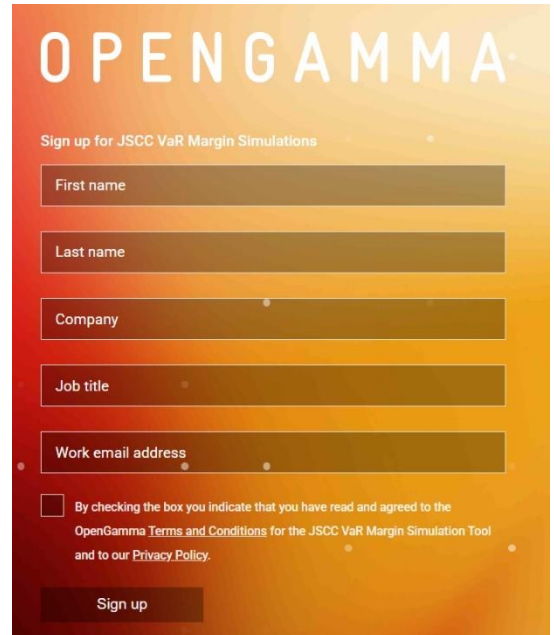


JSCC has partnered with OpenGamma, an independent Margin Simulation specialist company, to provide member and non-member ETD & IRS customers with a web-based margin simulation tool.

Platform Access

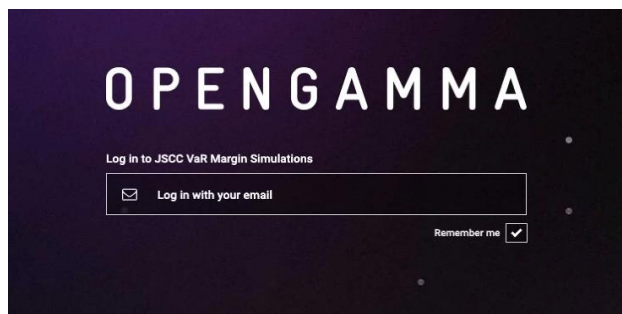
Registration process (one time only)

- New users will need to register from <https://login.opengamma.com/jscs-sign-up>
- Enter user information to initiate access (unregistered email domains may take a few days to setup)
- User must read and accept the following:
 - Terms & Conditions: <https://analytics.opengamma.com/assets/jscs-terms.pdf>
 - Privacy Policy: https://opengamma.com/terms-conditions/#Privacy_Policy

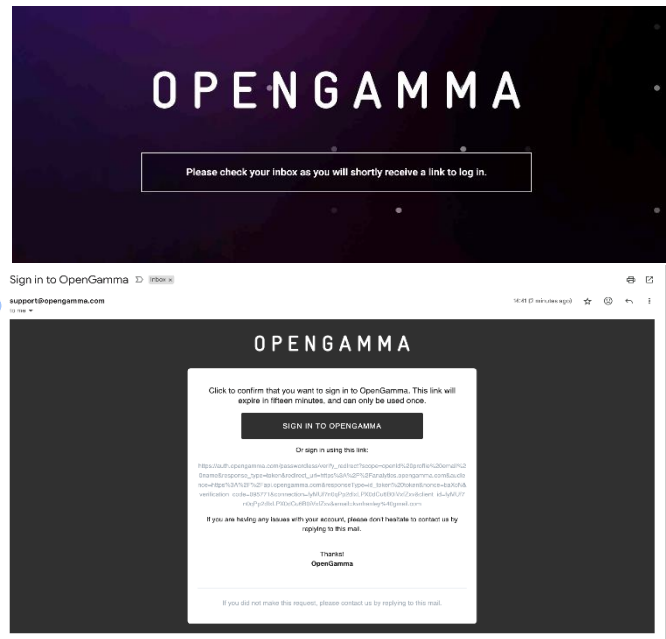
A screenshot of the OpenGamma registration page. The header 'OPENGAMMA' is in large white letters. Below it, the text 'Sign up for JSCC VaR Margin Simulations' is displayed. The form contains five input fields: 'First name', 'Last name', 'Company', 'Job title', and 'Work email address'. Below these fields is a checkbox with the text: 'By checking the box you indicate that you have read and agreed to the OpenGamma Terms and Conditions for the JSCC VaR Margin Simulation Tool and to our Privacy Policy.' At the bottom of the form is a 'Sign up' button.

Access to the tool

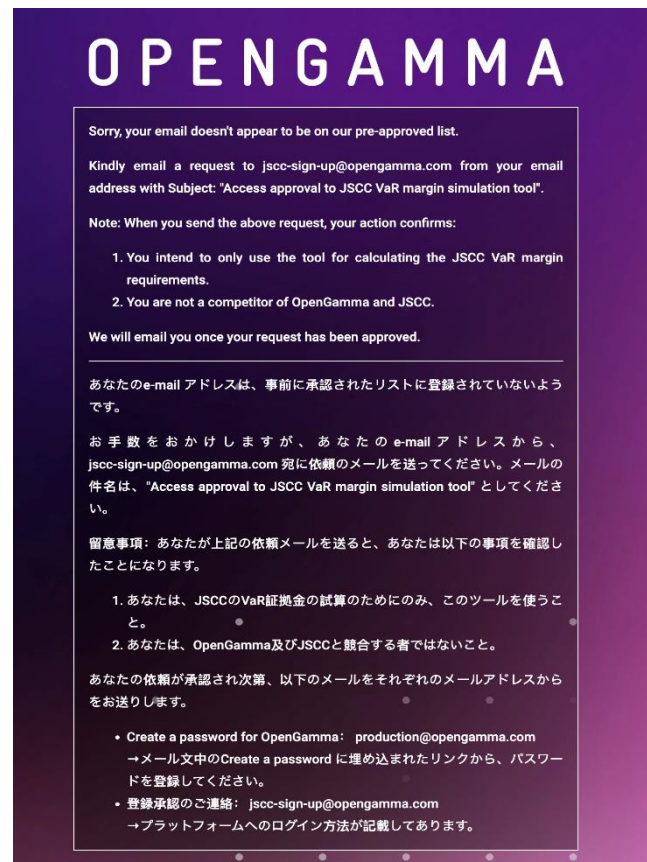
- Click on the link below and bookmark analytics.opengamma.com
- Enter registered email address for a magic link
- Click "Remember me" if you are working on a private computer

A screenshot of the OpenGamma login page. The header 'OPENGAMMA' is in large white letters. Below it, the text 'Log in to JSCC VaR Margin Simulations' is displayed. The form contains a single input field with an email icon and the text 'Log in with your email'. To the right of the input field is a 'Remember me' checkbox, which is checked.

- If the user's email domain is in the OpenGamma whitelist, they will see the following window



- and they will receive the following email



- If the user's email domain is NOT in the OpenGamma whitelist, they will see the following window
- User can email to OG requesting for your organization to be whitelisted after accepting the written terms

User Guide Download



- Downloadable user guide by clicking “?” icon in top right corner of the screen and clicking “Download user guide”

Please reach out to OpenGamma Support (support@opengamma.com) should you have any questions