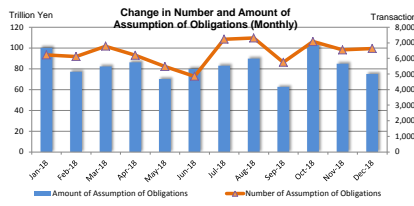


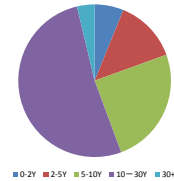
MONTHLY STATISTICAL DATA (Interest Rate Swaps)

Dec-18

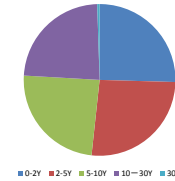
Number and Amount of Assumption of Obligations



Number of Assumption of Obligations by tenor (Dec-18)



Amount of Assumption of Obligations by tenor (Dec-18)



<Summary>

(Transaction, million yen)

Month-Year	Sum		0-2Y		2-5Y		5-10Y		10-30Y		30+Y	
	Number of Assumption of Obligations	Amount of Assumption of Obligations	Number of Assumption of Obligations	Amount of Assumption of Obligations	Number of Assumption of Obligations	Amount of Assumption of Obligations	Number of Assumption of Obligations	Amount of Assumption of Obligations	Number of Assumption of Obligations	Amount of Assumption of Obligations	Number of Assumption of Obligations	Amount of Assumption of Obligations
Jan-18	6,223	100,107,826	769	38,560,540	664	17,940,660	1,978	26,254,204	2,698	17,149,653	114	202,768
Feb-18	6,123	77,080,068	691	27,329,008	698	14,767,846	1,755	20,156,981	2,824	14,479,023	155	347,210
Mar-18	6,784	82,245,163	600	29,012,819	815	16,645,500	1,796	19,227,269	3,378	16,905,416	195	454,159
Apr-18	6,193	86,165,956	866	37,838,805	560	13,016,003	1,551	18,926,615	3,035	16,026,430	181	358,013
May-18	5,474	70,166,764	815	30,519,876	580	13,145,237	1,252	13,264,666	2,732	13,101,901	95	135,086
Jun-18	4,853	79,902,629	848	44,254,729	462	10,147,941	1,126	12,882,528	2,273	12,336,583	144	280,847
Jul-18	7,233	82,883,107	626	25,435,239	686	15,150,370	1,748	21,776,975	3,889	20,067,234	284	453,289
Aug-18	7,309	89,727,062	613	30,111,949	794	18,381,285	2,000	23,189,524	3,741	17,742,744	161	301,810
Sep-18	5,746	62,646,773	371	15,530,658	579	13,552,218	1,629	18,075,114	2,938	14,991,439	229	497,344
Oct-18	7,075	102,691,674	1,071	48,747,625	729	17,635,563	1,698	20,015,778	3,228	15,648,175	349	644,534
Nov-18	6,541	84,803,539	643	28,305,160	852	21,698,035	1,597	18,194,080	3,237	16,260,484	212	345,781
Dec-18	6,636	75,019,098	408	19,088,247	884	19,697,082	1,651	18,165,749	3,446	17,686,275	247	381,745

<Breakdown>

[JPY] vs Fixed

(Transaction, million yen)

Month-Year	Sum		0-2Y		2-5Y		5-10Y		10-30Y		30+Y	
	Number of Assumption of Obligations	Amount of Assumption of Obligations	Number of Assumption of Obligations	Amount of Assumption of Obligations	Number of Assumption of Obligations	Amount of Assumption of Obligations	Number of Assumption of Obligations	Amount of Assumption of Obligations	Number of Assumption of Obligations	Amount of Assumption of Obligations	Number of Assumption of Obligations	Amount of Assumption of Obligations
Jan-18	5,758	90,453,764	700	25,252,730	570	15,343,900	1,848	24,927,764	2,516	15,589,602	114	202,768
Feb-18	5,589	67,309,897	632	22,834,620	589	12,199,561	1,541	18,052,164	2,673	13,877,343	154	346,210
Mar-18	5,725	66,124,207	513	24,144,760	601	11,732,054	1,436	14,909,945	2,996	14,922,528	179	414,919
Apr-18	5,586	76,776,320	798	34,707,115	455	9,902,359	1,363	16,958,072	2,787	14,866,261	173	344,513
May-18	4,899	59,958,421	715	25,477,556	455	10,689,928	1,105	11,591,055	2,531	12,068,797	93	131,086
Jun-18	4,244	72,547,172	794	42,250,409	348	8,663,491	941	10,479,638	2,029	10,899,237	132	254,397
Jul-18	6,632	74,837,970	583	23,919,339	591	13,521,290	1,559	18,778,200	3,625	18,204,553	274	414,589
Aug-18	6,661	80,441,671	542	27,112,619	652	19,854,262	1,800	20,801,525	3,509	16,378,156	158	295,110
Sep-18	4,937	52,889,725	350	13,416,958	465	11,211,901	1,291	14,463,693	2,614	13,332,329	217	464,844
Oct-18	6,312	88,748,345	992	43,322,903	618	14,571,258	1,485	16,824,465	2,877	13,407,335	340	622,384
Nov-18	5,865	75,172,940	594	25,901,650	721	19,961,598	1,407	15,628,022	2,939	14,353,789	204	327,281
Dec-18	6,051	66,947,397	366	16,378,914	787	17,666,571	1,465	16,495,617	3,186	16,024,550	247	381,745

Euroyen TIBOR (ZTIBOR)

(Transaction, million yen)

Month-Year	Sum		0-2Y		2-5Y		5-10Y		10-30Y		30+Y	
	Number of Assumption of Obligations	Amount of Assumption of Obligations	Number of Assumption of Obligations	Amount of Assumption of Obligations	Number of Assumption of Obligations	Amount of Assumption of Obligations	Number of Assumption of Obligations	Amount of Assumption of Obligations	Number of Assumption of Obligations	Amount of Assumption of Obligations	Number of Assumption of Obligations	Amount of Assumption of Obligations
Jan-18	23	593,700	1	50,000	4	67,000	6	124,000	12	352,700		
Feb-18	32	380,000	1	50,000	1	2,000	25	281,000	5	47,000		
Mar-18	88	2,431,000	14	1,307,000	36	666,000	27	373,000	11	85,000		
Apr-18	88	490,000	9	165,000	8	60,000	9	96,000	62	169,000		
May-18	37	494,100	6	149,000	6	20,000	16	245,000	12	97,200		
Jun-18	47	651,500	5	60,000	3	45,000	18	274,000	21	272,500		
Jul-18	44	425,289	3	55,000	3	20,000	2	32,000	36	318,289		
Aug-18	63	759,900	9	386,000	6	153,000	4	47,200	44	162,600		
Sep-18	31	354,700	4	127,000	6	118,000	10	47,300	11	62,400		
Oct-18	24	1,273,000	9	1,080,000	4	96,000	5	40,000	11	97,000		
Nov-18	28	1,138,074	7	801,074	3	225,000	5	40,000	13	72,000		
Dec-18	35	539,313	4	230,153	6	69,000	17	166,800	8	73,500		

OIS

(Transaction, million yen)

Month-Year	Sum		0-2Y		2-5Y		5-10Y		10-30Y		30+Y	
	Number of Assumption of Obligations	Amount of Assumption of Obligations	Number of Assumption of Obligations	Amount of Assumption of Obligations	Number of Assumption of Obligations	Amount of Assumption of Obligations	Number of Assumption of Obligations	Amount of Assumption of Obligations	Number of Assumption of Obligations	Amount of Assumption of Obligations	Number of Assumption of Obligations	Amount of Assumption of Obligations
Jan-18	26	1,733,001	15	1,890,000	0	0	1	2,000	10	41,001	0	0
Feb-18	69	3,072,540	22	2,696,450	8	258,900	7	46,000	31	70,190	1	1,000
Mar-18	100	546,100	1	50,000	7	96,500	24	203,300	64	187,270	4	9,000
Apr-18	74	1,311,780	13	1,033,000	4	40,000	20	110,530	35	125,750	2	2,500
May-18	71	2,847,680	16	2,155,270	8	256,400	15	116,350	30	115,660	2	4,000
Jun-18	39	520,580	6	310,000	6	112,700	5	43,300	19	50,500	3	4,080
Jul-18	50	817,670	13	579,780	3	30,000	9	98,940	25	108,950	0	0
Aug-18	63	1,610,890	9	720,000	29	655,000	14	141,620	28	87,770	3	6,500
Sep-18	42	533,270	2	290,000	7	91,770	7	72,500	19	62,500	7	16,500
Oct-18	67	1,352,605	14	1,085,605	3	75,000	23	126,720	34	60,980	4	4,300
Nov-18	75	825,410	4	210,360	19	364,800	9	63,100	41	183,150	2	4,000
Dec-18	86	1,192,460	9	700,000	4	70,000	21	224,760	52	197,700	0	0

Japanese Yen TIBOR (DTIBOR)

(Transaction, million yen)

Month-Year	Sum		0-2Y		2-5Y		5-10Y		10-20Y		20-30Y	
	Number of Assumption of Obligations	Amount of Assumption of Obligations	Number of Assumption of Obligations	Amount of Assumption of Obligations	Number of Assumption of Obligations	Amount of Assumption of Obligations	Number of Assumption of Obligations	Amount of Assumption of Obligations	Number of Assumption of Obligations	Amount of Assumption of Obligations	Number of Assumption of Obligations	Amount of Assumption of Obligations
Jan-18	27	256,841	16	250,130	7	3,200	4	3,511				
Feb-18	24	68,760	5	61,528	6	315	13	6,917				
Mar-18	71	39,778	4	99	24	23,555	43	16,124				
Apr-18	41	24,297	1	100	15	4,484	25	19,713				
May-18	41	37,639	0	0	22	9,058	19	28,581				
Jun-18	48	17,810	1	10	20	4,540	27	13,260				
Jul-18	34	38,916	3	20,020	12	7,440	19	11,456				
Aug-18	49	306,753	2	21,010	20	98,873	27	186,869				
Sep-18	63	415,309	0	0	12	31,317	51	126,101	20	257,890		
Oct-18	68	220,964	6	847	30	158,375	30	9,242	2	52,500		
Nov-18	33	37,491	7	3,676	8	1,697	9	8,518	9	23,800		
Dec-18	70	165,078	2	130	22	30,031	25	14,622	21	118,295		

Basis Swap

LIBOR

(Transaction, million yen)

Month-Year	Sum		0-2Y		2-5Y		5-10Y		10-30Y		30+Y	
	Total Number of Assumption of Obligations	Open Interest of Assumption of Obligations	Total Number of Assumption of Obligations	Open Interest of Assumption of Obligations	Total Number of Assumption of Obligations	Open Interest of Assumption of Obligations	Total Number of Assumption of Obligations	Open Interest of Assumption of Obligations	Total Number of Assumption of Obligations	Open Interest of Assumption of Obligations	Total Number of Assumption of Obligations	Open Interest of Assumption of Obligations
Jan-18	10,525.0	113,335,233	1,740.0	38,693,783	2,971.0	42,962,076	3,978.5	33,964,172	2,132.5	7,794,122	3.0	1,080
Feb-18	10,590.0	113,772,903	1,737.5	38,625,483	2,699.0	33,131,826	4,003.0	34,216,372	2,147.5	7,798,142	3.0	1,080
Mar-18	10,732.0	114,798,543	1,762.5	39,262,253	2,767.0	33,357,696	3,997.0	34,151,482	2,200.5	8,020,032	5.0	7,080
Apr-18	10,914.0	117,195,963	1,821.5	39,477,605	2,700.5	34,954,544	4,050.5	34,628,632	2,245.5	8,124,992	6.0	9,080
May-18	10,958.0	117,554,043	1,823.5	40,055,715	2,814.5	34,492,994	4,039.5	34,704,302	2,277.5	8,299,952	3.0	1,080
Jun-18	11,046.0	117,874,573	1,866.0	40,721,041	2,831.5	34,514,068	4,018.5	34,103,122	2,255.0	8,528,942	5.0	7,080
Jul-18	10,562.0	113,889,993	1,804.5	37,750,308	2,753.5	34,950,744	3,793.0	32,928,989	2,229.0	8,236,774	3.0	1,080
Aug-18	10,651.5	113,715,985	1,827.0	37,052,423	2,790.5	35,192,739	3,792.5	33,250,129	2,238.5	8,219,614	3.0	1,080
Sep-18	10,862.5	116,398,355	1,818.0	37,426,363	2,860.0	36,218,313	3,874.0	34,197,934	2,304.5	8,549,664	6.0	6,080
Oct-18	11,077.5	120,622,645	1,854.0	38,885,163	2,964.0	38,305,193	3,891.5	34,767,444	2,364.0	8,658,764	4.0	6,080
Nov-18	11,245.5	122,930,935	1,859.5	38,529,639	3,064.5	40,552,638	3,927.0	36,070,874	2,391.5	8,776,104	3.0	1,080
Dec-18	11,364.5	122,432,504	1,870.0	37,733,020	3,112.0	40,776,466	3,932.5	34,705,545	2,447.0	9,216,394	3.0	1,080

*Including 6M-LIBOR vs 3M-LIBOR, 6M-LIBOR vs 1M-LIBOR and 3M-LIBOR vs 1M-LIBOR

Euroyen TIBOR (ZTIBOR)

(Transaction, million yen)

Month-Year	Sum		0-2Y		2-5Y		5-10Y		10-30Y	
	Total Number of Assumption of Obligations	Open Interest of Assumption of Obligations	Total Number of Assumption of Obligations	Open Interest of Assumption of Obligations	Total Number of Assumption of Obligations	Open Interest of Assumption of Obligations	Total Number of Assumption of Obligations	Open Interest of Assumption of Obligations	Total Number of Assumption of Obligations	Open Interest of Assumption of Obligations
Jan-18	2,092.5	23,995,362	630.4	11,319,394	588.5	7,118,347	721.0	4,929,411	165.0	699,220
Feb-18	2,093.5	24,467,742	623.0	11,568,004	584.5	7,197,627	732.0	5,063,391	154.0	638,720
Mar-18	2,219.5	26,395,962	642.0	11,951,132	612.5	7,957,899	764.0	5,524,081	201.0	962,840
Apr-18	2,219.5	26,024,529	642.0	11,859,690	616.5	8,058,011	764.0	5,215,601	191.0	891,940
May-18	2,244.5	26,125,292	649.0	11,829,600	621.5	8,065,701	767.0	5,306,871	207.0	923,120
Jun-18	2,277.5	26,520,812	649.0	12,114,593	633.5	8,050,648	773.0	5,404,871	222.0	950,700
Jul-18	2,302.0	26,853,413	645.0	12,202,500	629.5	7,922,991	783.5	5,276,628	259.0	1,453,200
Aug-18	2,319.0	27,110,833	646.0	12,131,790	634.5	8,081,641	766.5	5,324,928	272.0	1,571,544
Sep-18	2,390.0	27,710,833	639.0	11,959,490	664.5	8,376,781	789.5	5,705,138	297.0	1,669,444
Oct-18	2,413.0	28,546,283	632.5	11,678,494	662.0	9,287,697	792.5	5,935,518	296.0	1,644,574
Nov-18	2,404.0	28,431,203	636.0	11,815,824	686.5	9,058,635	782.5	5,881,071	299.0	1,674,874
Dec-18	2,393.0	27,704,317	631.0	11,697,148	663.5	8,395,353	791.5	5,893,602	307.0	1,718,214

*Including 6M-ZTIBOR vs 3M-ZTIBOR, 6M-ZTIBOR vs 1M-ZTIBOR and 3M-ZTIBOR vs 1M-ZTIBOR

Japanese Yen TIBOR (DTIBOR)

(Transaction, million yen)

Month-Year	Sum		0-2Y		2-5Y		5-10Y		10-20Y	
	Total Number of Assumption of Obligations	Open Interest of Assumption of Obligations	Total Number of Assumption of Obligations	Open Interest of Assumption of Obligations	Total Number of Assumption of Obligations	Open Interest of Assumption of Obligations	Total Number of Assumption of Obligations	Open Interest of Assumption of Obligations	Number of Assumption of Obligations	Amount of Assumption of Obligations
Jan-18	0.0	0.0	0.0	0.0	0.0	0.0	0.0	0.0	0.0	0.0
Feb-18	0.0	0.0	0.0	0.0	0.0	0.0	0.0	0.0	0.0	0.0
Mar-18	0.0	0.0	0.0	0.0	0.0	0.0	0.0	0.0	0.0	0.0
Apr-18	0.0	0.0	0.0	0.0	0.0	0.0	0.0	0.0	0.0	0.0
May-18	0.0	0.0	0.0	0.0	0.0	0.0	0.0	0.0	0.0	0.0
Jun-18	0.0	0.0	0.0	0.0	0.0	0.0	0.0	0.0	0.0	0.0
Jul-18	0.0	0.0	0.0	0.0	0.0	0.0	0.0	0.0	0.0	0.0
Aug-18	0.0	0.0	0.0	0.0	0.0	0.0	0.0	0.0	0.0	0.0
Sep-18	0.0	0.0	0.0	0.0	0.0	0.0	0.0	0.0	0.0	0.0
Oct-18	0.0	0.0	0.0	0.0	0.0	0.0	0.0	0.0	0.0	0.0
Nov-18	0.0	0.0	0.0	0.0	0.0	0.0	0.0	0.0	0.0	0.0
Dec-18	0.0	0.0	0.0	0.0	0.0	0.0	0.0	0.0	0.0	0.0

*Including 6M-DTIBOR vs 3M-DTIBOR, 6M-DTIBOR vs 1M-DTIBOR and 3M-DTIBOR vs 1M-DTIBOR

LIBOR vs Euroyen TIBOR (ZTIBOR)

(Transaction, million yen)

Month-Year	Sum		0-2Y		2-5Y		5-10Y		10-30Y	
	Total Number of Assumption of Obligations	Open Interest of Assumption of Obligations	Total Number of Assumption of Obligations	Open Interest of Assumption of Obligations	Total Number of Assumption of Obligations	Open Interest of Assumption of Obligations	Total Number of Assumption of Obligations	Open Interest of Assumption of Obligations	Total Number of Assumption of Obligations	Open Interest of Assumption of Obligations
Jan-18	8,874.0	97,625,292	2,572.5	54,671,420	2,465.0	23,742,865	2,758.5	15,984,507	1,078.0	3,226,501
Feb-18	8,978.0	99,150,472	2,592.5	55,698,550	2,518.5	24,109,885	2,765.5	16,037,417	1,102.5	3,304,621
Mar-18	9,136.5	97,913,338	2,577.5	52,522,325	2,609.5	25,272,866	2,760.0	16,475,297	1,163.5	3,642,841
Apr-18	9,126.0	98,223,218	2,586.5	52,627,578	2,593.5	25,277,481	2,790.5	16,678,088	1,155.5	3,640,071
May-18	9,225.0	99,852,158	2,606.0	53,626,604	2,641.0	25,698,471	2,787.5	16,685,198	1,190.5	3,841,801
Jun-18	9,325.5	97,945,352	2,590.0	51,208,532	2,679.5	25,456,021	2,841.0	17,399,602	1,215.0	3,881,197
Jul-18	9,419.0	95,948,501	2,523.5	49,637,099	2,685.5	25,987,102	2,785.5	17,422,475	1,190.5	3,801,626
Aug-18	9,237.0	96,820,031	2,505.0	49,129,975	2,653.0	25,744,876	2,846.5	17,858,045	1,232.5	4,087,135
Sep-18	9,369.5	96,435,751	2,496.5	48,317,593	2,677.0	25,806,628	2,898.5	18,231,665	1,297.5	4,279,865
Oct-18	9,447.0	96,004,349	2,509.5	47,684,645	2,695.5	25,912,008	2,903.5	18,078,349	1,348.5	4,450,216
Nov-18	9,621.0	96,917,925	2,542.0	48,250,115	2,671.5	25,238,130	2,995.5	18,642,935	1,412.0	4,786,745
Dec-18	9,682.0	95,383,668	2,547.5	47,114,122	2,720.5	25,065,361	2,965.0	18,209,870	1,449.0	4,974,315

*Including 6M-LIBOR vs 6M-ZTIBOR, 6M-LIBOR vs 3M-ZTIBOR, 6M-LIBOR vs 1M-ZTIBOR, 3M-LIBOR vs 6M-ZTIBOR, 3M-LIBOR vs 3M-ZTIBOR, 3M-LIBOR vs 1M-ZTIBOR, 1M-LIBOR vs 6M-ZTIBOR, 1M-LIBOR vs 3M-ZTIBOR and 1M-LIBOR vs 1M-ZTIBOR

LIBOR vs Japanese Yen TIBOR (DTIBOR)

(Transaction, million yen)

Month-Year	Sum		0-2Y		2-5Y		5-10Y		10-20Y	
	Total Number of Assumption of Obligations	Open Interest of Assumption of Obligations	Total Number of Assumption of Obligations	Open Interest of Assumption of Obligations	Total Number of Assumption of Obligations	Open Interest of Assumption of Obligations	Total Number of Assumption of Obligations	Open Interest of Assumption of Obligations	Number of Assumption of Obligations	Amount of Assumption of Obligations
Jan-18	5.0	9,500	0.0	0.0	1.0	1,500	4.0	8,000	0.0	0.0
Feb-18	5.0	0.0	0.0	0.0	1.0	1,500	4.0	8,000	0.0	0.0
Mar-18	6.0	11,500	0.0	0.0	1.0	1,500	5.0	10,000	1.0	250
Apr-18	7.0	12,200	0.0	0.0	2.0	3,500	5.0	8,700	1.0	250
May-18	7.0	12,200	0.0	0.0	2.0	3,500	5.0	8,700	1.0	250
Jun-18	7.0	12,200	0.0	0.0	2.0	3,500	5.0	8,700	1.0	250
Jul-18	7.0	12,200	0.0	0.0	2.0	3,500	5.0	8,700	1.0	250
Aug-18	7.0	12,200	0.0	0.0	2.0	3,500	5.0	8,700	1.0	250
Sep-18	10.0	14,500	0.0	0.0	4.0	5,700	5.0	8,600	1.0	250
Oct-18	10.0	14,500	0.0	0.0	4.0	5,700	5.0	8,600	1.0	250
Nov-18	12.0	17,900	0.0	0.0	5.0	7,900	6.0	8,900	1.0	250
Dec-18	14.0	18,700	0.0	0.0	5.0	8,400	6.0	8,900	1.0	250

*Including 6M-LIBOR vs 6M-DTIBOR, 6M-LIBOR vs 3M-DTIBOR, 6M-LIBOR vs 1M-DTIBOR, 3M-LIBOR vs 6M-DTIBOR, 3M-LIBOR vs 3M-DTIBOR, 3M-LIBOR vs 1M-DTIBOR, 1M-LIBOR vs 6M-DTIBOR, 1M-LIBOR vs 3M-DTIBOR and 1M-LIBOR vs 1M-DTIBOR

Euroyen TIBOR (ZTIBOR) vs Japanese Yen TIBOR (DTIBOR)

(Transaction, million yen)

Month-Year	Sum		0-2Y		2-5Y		5-10Y		10-20Y	
	Total Number of Assumption of Obligations	Open Interest of Assumption of Obligations	Total Number of Assumption of Obligations	Open Interest of Assumption of Obligations	Total Number of Assumption of Obligations	Open Interest of Assumption of Obligations	Total Number of Assumption of Obligations	Open Interest of Assumption of Obligations	Number of Assumption of Obligations	Amount of Assumption of Obligations
Jan-18	3.0	210,000	3.0	210,000	0.0	0.0	0.0	0.0	0.0	0.0
Feb-18	2.0	150,000	2.0	150,000	0.0	0.0	0.0	0.0	0.0	0.0
Mar-18	5.0	210,000	5.0	210,000	0.0	0.0	0.0	0.0	0.0	0.0
Apr-18	4.0	200,000	4.0	200,000	0.0	0.0	0.0	0.0	0.0	0.0
May-18	4.0	200,000	4.0	200,000	0.0	0.0	0.0	0.0	0.0	0.0
Jun-18	3.0	130,000	3.0	130,000	0.0	0.0	0.0	0.0	0.0	0.0
Jul-18	3.0	130,000	3.0	130,000	0.0	0.0	0.0	0.0	0.0	0.0
Aug-18	3.0	130,000	3.0	130,000	0.0	0.0	0.0	0.0	0.0	0.0
Sep-18	3.0	130,000	3.0	130,000	0.0	0.0	0.0	0.0	0.0	0.0
Oct-18	3.0	130,000	3.0	130,000	0.0	0.0	0.0	0.0	0.0	0.0
Nov-18	3.0	130,000	3.0	130,000	0.0	0.0	0.0	0.0	0.0	0.0
Dec-18	2.0	50,000	2.0	50,000	0.0	0.0	0.0	0.0	0.0	0.0

*Including 6M-ZTIBOR vs 6M-DTIBOR, 6M-ZTIBOR vs 3M-DTIBOR, 6M-ZTIBOR vs 1M-DTIBOR, 3M-ZTIBOR vs 6M-DTIBOR, 3M-ZTIBOR vs 3M-DTIBOR, 3M-ZTIBOR vs 1M-DTIBOR, 1M-ZTIBOR vs 6M-DTIBOR, 1M-ZTIBOR vs 3M-DTIBOR and 1M-ZTIBOR vs 1M-DTIBOR

[USD]