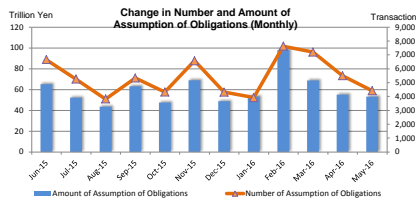


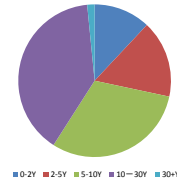
MONTHLY STATISTICAL DATA (Interest Rate Swaps)

May-16

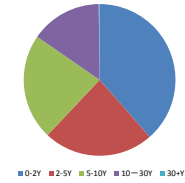
Number and Amount of Assumption of Obligations



Number of Assumption of Obligations by tenor (May-16)



Amount of Assumption of Obligations by tenor (May-16)



<Summary>

(Transaction, million yen)

Month-Year	Sum		0-2Y		2-5Y		5-10Y		10-30Y		30+Y	
	Number of Assumption of Obligations	Amount of Assumption of Obligations	Number of Assumption of Obligations	Amount of Assumption of Obligations	Number of Assumption of Obligations	Amount of Assumption of Obligations	Number of Assumption of Obligations	Amount of Assumption of Obligations	Number of Assumption of Obligations	Amount of Assumption of Obligations	Number of Assumption of Obligations	Amount of Assumption of Obligations
Jun-15	6,664	65,133,053	911	21,314,071	1,649	19,088,687	3,085	21,677,664	1,016	3,049,805	3	2,825
Jul-15	5,255	52,201,979	646	17,139,697	1,198	12,022,737	2,584	20,656,175	823	2,392,737	4	635
Aug-15	3,620	43,521,365	530	15,264,049	842	9,457,297	1,832	16,128,715	614	2,670,704	2	600
Sep-15	5,330	63,097,082	619	20,477,843	1,269	16,552,879	2,530	22,978,301	900	3,076,058	12	12,001
Oct-15	4,320	47,453,939	772	19,943,606	688	9,798,134	1,554	11,934,757	1,269	5,729,272	37	48,170
Nov-15	6,576	68,904,161	706	15,317,920	1,243	17,954,138	2,392	22,827,392	2,155	12,621,501	80	183,210
Dec-15	4,310	48,743,137	249	9,814,222	682	12,139,367	1,454	15,242,428	1,822	11,401,385	103	145,735
Jan-16	3,916	53,352,451	304	12,577,865	674	16,689,804	1,226	13,522,551	1,634	10,442,372	80	119,840
Feb-16	7,631	97,981,144	731	23,150,467	1,561	30,247,332	2,458	27,745,826	2,755	16,645,470	126	192,039
Mar-16	7,199	68,681,046	594	21,855,390	1,089	13,808,925	2,139	18,656,388	3,173	14,055,932	204	304,410
Apr-16	5,500	55,053,550	668	19,910,277	701	10,160,137	1,724	14,275,698	2,281	10,540,048	126	167,390
May-16	4,420	53,111,836	530	20,457,229	723	12,491,901	1,357	12,000,293	1,741	8,059,793	69	102,620

<Breakdown>

[JPY] vs Fixed

(Transaction, million yen)

Month-Year	Sum		0-2Y		2-5Y		5-10Y		10-30Y		30+Y	
	Number of Assumption of Obligations	Amount of Assumption of Obligations	Number of Assumption of Obligations	Amount of Assumption of Obligations	Number of Assumption of Obligations	Amount of Assumption of Obligations	Number of Assumption of Obligations	Amount of Assumption of Obligations	Number of Assumption of Obligations	Amount of Assumption of Obligations	Number of Assumption of Obligations	Amount of Assumption of Obligations
Jun-15	5,959	57,589,778	820	19,219,201	1,413	18,012,132	2,778	19,589,115	940	2,759,725	3	2,825
Jul-15	4,838	47,490,255	559	15,150,747	1,086	10,950,870	2,418	19,303,107	771	2,084,697	4	635
Aug-15	3,491	40,640,011	483	14,285,149	744	8,565,087	1,698	15,223,261	564	2,565,914	2	600
Sep-15	4,739	54,863,531	573	16,379,339	1,109	13,476,654	2,217	20,236,510	859	2,759,427	11	11,201
Oct-15	3,950	40,794,495	724	16,911,327	582	7,770,803	1,406	10,648,432	1,201	5,415,762	37	48,170
Nov-15	5,596	57,412,710	592	12,422,668	963	13,835,010	1,982	19,118,612	1,983	11,898,711	76	137,710
Dec-15	3,711	41,986,318	210	8,147,830	551	9,869,560	1,183	13,315,878	1,665	10,508,315	102	144,735
Jan-16	3,331	43,014,048	298	10,641,865	491	11,673,974	1,044	11,268,990	1,460	9,325,130	78	104,670
Feb-16	6,510	83,044,439	570	18,144,805	1,195	24,326,596	2,111	24,957,769	2,511	15,429,120	123	186,030
Mar-16	6,113	56,042,713	491	17,260,720	782	9,871,235	1,762	15,871,325	2,880	12,740,222	198	299,310
Apr-16	5,028	47,417,300	571	15,619,647	612	8,651,137	1,573	13,061,378	2,146	9,716,248	126	167,390
May-16	3,965	45,393,711	478	17,945,469	613	9,500,803	1,190	10,484,939	1,615	7,359,880	69	102,620

Euroyen TIBOR (ZTIBOR)

(Transaction, million yen)

Month-Year	Sum		0-2Y		2-5Y		5-10Y		10-20Y	
	Number of Assumption of Obligations	Amount of Assumption of Obligations	Number of Assumption of Obligations	Amount of Assumption of Obligations	Number of Assumption of Obligations	Amount of Assumption of Obligations	Number of Assumption of Obligations	Amount of Assumption of Obligations	Number of Assumption of Obligations	Amount of Assumption of Obligations
Jun-15	67	1,188,070	16	459,270	30	457,800	20	246,000	1	5,000
Jul-15	15	128,136	3	12,000	6	83,986	5	30,650	1	1,500
Aug-15	2	216,264	2	40,000	5	15,600	0	170,664	0	0
Sep-15	31	686,351	1	5,000	11	458,500	14	197,500	5	25,351
Oct-15	45	1,672,500	8	863,000	14	443,000	16	226,500	7	140,000
Nov-15	148	2,878,300	33	845,000	46	1,114,300	55	802,500	14	116,500
Dec-15	48	661,900	2	29,000	18	391,200	20	194,800	8	46,900
Jan-16	68	2,635,100	10	235,000	37	2,177,200	18	417,900	3	5,500
Feb-16	164	2,131,789	12	253,276	99	1,402,944	33	322,519	20	153,500
Mar-16	185	3,212,100	22	1,425,000	96	1,340,200	39	279,900	28	167,000
Apr-16	48	1,599,850	18	1,063,000	8	196,850	8	40,000	14	300,000
May-16	58	1,659,841	14	785,000	18	434,641	15	228,300	11	210,700

OIS

(Transaction, million yen)

Month-Year	Sum		0-2Y		2-5Y		5-10Y		10-30Y		30+Y	
	Number of Assumption of Obligations	Amount of Assumption of Obligations	Number of Assumption of Obligations	Amount of Assumption of Obligations	Number of Assumption of Obligations	Amount of Assumption of Obligations	Number of Assumption of Obligations	Amount of Assumption of Obligations	Number of Assumption of Obligations	Amount of Assumption of Obligations	Number of Assumption of Obligations	Amount of Assumption of Obligations
Jun-15	50	232,540	4	82,300	17	82,390	24	63,990	5	3,830	0	0
Jul-15	20	360,360	3	250,000	3	49,000	7	32,360	7	29,000	0	0
Aug-15	2	200,000	2	200,000	8	26,700	0	48,200	7	4,500	0	0
Sep-15	15	200,370	3	160,000	5	21,370	4	16,300	3	2,700	0	0
Oct-15	31	426,330	12	355,000	1	2,400	8	37,400	10	31,530	0	0
Nov-15	20	395,540	2	210,000	3	145,000	5	17,000	10	23,540	0	0
Dec-15	10	415,000	1	100,000	6	270,000	1	20,000	2	25,000	0	0
Jan-16	35	340,600	3	170,000	6	54,800	4	23,500	22	82,300	4	0
Feb-16	55	910,210	16	485,000	17	343,210	9	40,000	19	42,000	0	0
Mar-16	69	803,040	11	519,680	11	145,000	14	70,000	32	67,760	1	600
Apr-16	48	831,350	10	605,000	13	140,000	10	47,000	15	39,350	0	0
May-16	20	272,000	7	195,000	3	43,400	4	22,000	6	11,600	0	0

Japanese Yen TIBOR (DTIBOR)

(Transaction, million yen)

Month-Year	Sum		0-2Y		2-5Y		5-10Y	
	Number of Assumption of Obligations	Amount of Assumption of Obligations	Number of Assumption of Obligations	Amount of Assumption of Obligations	Number of Assumption of Obligations	Amount of Assumption of Obligations	Number of Assumption of Obligations	Amount of Assumption of Obligations
Jun-15	14	53,743	0	0	9	46,725	5	7,018
Jul-15	6	9,358	0	0	4	7,850	2	1,508
Aug-15	8	10,510	0	0	2	2,200	6	8,310
Sep-15	44	183,766	0	0	21	104,945	23	78,821
Oct-15	49	276,074	4	1,929	15	123,221	30	150,924
Nov-15	51	366,303	6	26,325	15	123,989	30	215,990
Dec-15	64	119,309	3	82	20	8,947	41	110,280
Jan-16	29	108,171	0	0	6	4,400	23	103,771
Feb-16	81	216,746	6	3,575	43	26,642	42	184,529
Mar-16	93	142,883	1	10	27	12,320	65	130,554
Apr-16	12	28,510	1	10	1	200	10	28,300
May-16	14	28,311	0	0	5	7,197	9	21,114

Basis Swap

LIBOR

(Transaction, million yen)

Month-Year	Sum		0-2Y		2-5Y		5-10Y		10-30Y		30+Y	
	Number of Assumption of Obligations	Amount of Assumption of Obligations	Number of Assumption of Obligations	Amount of Assumption of Obligations	Number of Assumption of Obligations	Amount of Assumption of Obligations	Number of Assumption of Obligations	Amount of Assumption of Obligations	Number of Assumption of Obligations	Amount of Assumption of Obligations	Number of Assumption of Obligations	Amount of Assumption of Obligations
Jan-15	300	3,293,500	23	525,030	30	1,456,740	138	1,074,480	44	207,250	0	0
Jul-15	217	2,456,310	30	750,500	51	428,080	102	1,042,960	34	233,770	0	0
Aug-15	116	1,025,380	12	258,600	24	359,830	40	314,660	40	92,290	0	0
Sep-15	209	2,869,390	6	338,300	51	926,530	114	1,445,720	37	160,040	1	800
Oct-15	128	2,377,720	5	1,220,000	40	690,690	49	361,050	34	105,980	0	0
Nov-15	322	3,181,440	10	494,040	69	1,022,000	133	1,216,610	106	403,290	4	45,500
Dec-15	191	1,560,290	8	192,310	17	226,230	75	566,380	90	574,370	1	1,000
Jan-16	232	2,937,680	4	145,000	29	570,390	72	1,302,380	125	904,740	2	15,170
Feb-16	261	4,086,630	38	1,773,400	73	1,098,500	80	868,250	67	339,480	3	6,000
Mar-16	156	2,004,850	15	548,000	24	338,560	57	715,420	55	398,370	5	4,500
Apr-16	123	2,096,210	16	872,660	22	502,700	49	503,210	36	207,740	0	0
May-16	151	1,689,843	3	360,000	15	290,240	80	790,990	53	248,613	0	0

*Including 6M-LIBOR vs 3M-LIBOR, 6M-LIBOR vs 1M-LIBOR and 3M-LIBOR vs 1M-LIBOR

Euroyen TIBOR (ZTIBOR)

(Transaction, million yen)

Month-Year	Sum		0-2Y		2-5Y		5-10Y		10-20Y	
	Number of Assumption of Obligations	Amount of Assumption of Obligations	Number of Assumption of Obligations	Amount of Assumption of Obligations	Number of Assumption of Obligations	Amount of Assumption of Obligations	Number of Assumption of Obligations	Amount of Assumption of Obligations	Number of Assumption of Obligations	Amount of Assumption of Obligations
Jan-15	75	1,014,690	18	346,090	27	414,420	30	254,180	0	0
Jul-15	32	467,570	6	133,000	12	228,020	13	101,550	1	5,000
Aug-15	51	527,160	11	226,680	13	120,480	26	178,000	1	2,000
Sep-15	70	830,020	9	301,420	15	228,040	38	236,560	8	64,000
Oct-15	37	699,130	3	51,250	14	338,300	19	308,580	1	1,000
Nov-15	148	1,315,880	17	173,040	46	514,570	70	558,270	15	70,000
Dec-15	74	1,096,230	3	275,000	23	539,750	32	201,460	11	80,000
Jan-16	48	1,017,490	12	611,140	10	237,000	19	127,350	7	42,000
Feb-16	114	2,236,310	23	687,000	32	1,086,320	43	380,380	16	82,610
Mar-16	190	2,256,110	6	363,500	48	895,340	86	779,140	48	218,130
Apr-16	52	714,780	7	240,000	17	285,750	16	125,030	12	63,000
May-16	29	338,920	3	91,400	5	126,000	16	85,520	5	36,000

*Including 6M-ZTIBOR vs 3M-ZTIBOR, 6M-ZTIBOR vs 1M-ZTIBOR and 3M-ZTIBOR vs 1M-ZTIBOR

Japanese Yen TIBOR (DTIBOR)

(Transaction, million yen)

Month-Year	Sum		0-2Y		2-5Y		5-10Y	
	Number of Assumption of Obligations	Amount of Assumption of Obligations	Number of Assumption of Obligations	Amount of Assumption of Obligations	Number of Assumption of Obligations	Amount of Assumption of Obligations	Number of Assumption of Obligations	Amount of Assumption of Obligations
Jun-15	0	0	0	0	0	0	0	0
Jul-15	0	0	0	0	0	0	0	0
Aug-15	0	0	0	0	0	0	0	0
Sep-15	1	22,184	1	22,184	0	0	0	0
Oct-15	0	0	0	0	0	0	0	0
Nov-15	0	0	0	0	0	0	0	0
Dec-15	0	0	0	0	0	0	0	0
Jan-16	0	0	0	0	0	0	0	0
Feb-16	0	0	0	0	0	0	0	0
Mar-16	0	0	0	0	0	0	0	0
Apr-16	0	0	0	0	0	0	0	0
May-16	0	0	0	0	0	0	0	0

*Including 6M-DTIBOR vs 3M-DTIBOR, 6M-DTIBOR vs 1M-DTIBOR and 3M-DTIBOR vs 1M-DTIBOR

LIBOR vs Euroyen TIBOR (ZTIBOR)

(Transaction, million yen)

Month-Year	Sum		0-2Y		2-5Y		5-10Y		10-20Y	
	Number of Assumption of Obligations	Amount of Assumption of Obligations	Number of Assumption of Obligations	Amount of Assumption of Obligations	Number of Assumption of Obligations	Amount of Assumption of Obligations	Number of Assumption of Obligations	Amount of Assumption of Obligations	Number of Assumption of Obligations	Amount of Assumption of Obligations
Jun-15	199	1,810,730	25	682,150	58	811,700	90	442,880	26	74,000
Jul-15	127	1,290,000	45	843,450	36	273,930	37	144,050	9	28,570
Aug-15	103	822,020	20	253,620	46	367,400	35	195,000	2	6,000
Sep-15	221	3,441,470	26	1,273,600	57	1,335,440	120	766,890	18	65,540
Oct-15	80	1,207,690	16	541,100	22	420,720	26	201,870	16	35,000
Nov-15	289	3,346,760	45	1,145,620	101	1,199,270	117	898,410	26	103,460
Dec-15	203	2,865,540	22	1,070,000	42	833,660	102	833,610	37	128,250
Jan-16	167	3,058,160	17	774,860	95	1,972,640	46	278,660	9	32,000
Feb-16	421	5,209,220	66	1,803,410	102	1,960,140	140	992,380	113	453,290
Mar-16	388	4,188,400	46	1,738,460	101	1,206,270	116	810,050	101	433,600
Apr-16	186	2,353,950	45	1,310,060	28	382,500	58	470,780	55	190,610
May-16	183	3,729,410	25	1,080,360	64	2,089,620	43	366,430	51	193,000

*Including 6M-LIBOR vs 6M-ZTIBOR, 6M-LIBOR vs 3M-ZTIBOR, 6M-LIBOR vs 1M-ZTIBOR, 3M-LIBOR vs 6M-ZTIBOR, 3M-LIBOR vs 3M-ZTIBOR, 3M-LIBOR vs 1M-ZTIBOR, 1M-LIBOR vs 6M-ZTIBOR, 1M-LIBOR vs 3M-ZTIBOR and 1M-LIBOR vs 1M-ZTIBOR

LIBOR vs Japanese Yen TIBOR (DTIBOR)

(Transaction, million yen)

Month-Year	Sum		0-2Y		2-5Y		5-10Y	
	Number of Assumption of Obligations	Amount of Assumption of Obligations	Number of Assumption of Obligations	Amount of Assumption of Obligations	Number of Assumption of Obligations	Amount of Assumption of Obligations	Number of Assumption of Obligations	Amount of Assumption of Obligations
Jun-15	0	0	0	0	0	0	0	0
Jul-15	0	0	0	0	0	0	0	0
Aug-15	0	0	0	0	0	0	0	0
Sep-15	0	0	0	0	0	0	0	0
Oct-15	0	0	0	0	0	0	0	0
Nov-15	0	0	0	0	0	0	0	0
Dec-15	0	0	0	0	0	0	0	0
Jan-16	0	0	0	0	0	0	0	0
Feb-16	0	0	0	0	0	0	0	0
Mar-16	0	0	0	0	0	0	0	0
Apr-16	0	0	0	0	0	0	0	0
May-16	0	0	0	0	0	0	0	0

*Including 6M-LIBOR vs 6M-DTIBOR, 6M-LIBOR vs 3M-DTIBOR, 6M-LIBOR vs 1M-DTIBOR, 3M-LIBOR vs 6M-DTIBOR, 3M-LIBOR vs 3M-DTIBOR, 3M-LIBOR vs 1M-DTIBOR, 1M-LIBOR vs 6M-DTIBOR, 1M-LIBOR vs 3M-DTIBOR and 1M-LIBOR vs 1M-DTIBOR

[USD]

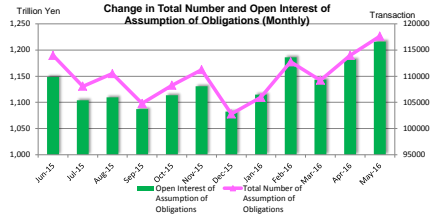
vs Fixed

LIBOR

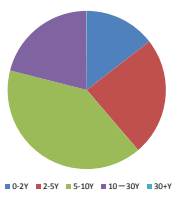
(Transaction, million USD)

Month-Year	Sum		0-2Y		2-5Y		5-10Y		10-30Y	
	Number of Assumption of Obligations	Amount of Assumption of Obligations	Number of Assumption of Obligations	Amount of Assumption of Obligations	Number of Assumption of Obligations	Amount of Assumption of Obligations	Number of Assumption of Obligations	Amount of Assumption of Obligations	Number of Assumption of Obligations	Amount of Assumption of Obligations
Jan-15	-	-	-	-	-	-	-	-	-	-
Jul-15	-	-	-	-	-	-	-	-	-	-
Aug-15	-	-	-	-	-	-	-	-	-	-
Sep-15	0	0	0	0	0	0	0	0	0	0
Oct-15	0	0	0	0	0	0	0	0	0	0
Nov-15	1	10	1	10	0	0	0	0	0	0
Dec-15	0	0	0	0	0	0	0	0	0	0
Jan-16	0	0	0	0	0	0	0	0	0	0
Feb-16	0	0	0	0	0	0	0	0	0	0
Mar-16	0	0	0	0	0	0	0	0	0	0
Apr-16	0	0	0	0	0	0	0	0	0	0
May-16	0	0	0	0	0	0	0	0	0	0

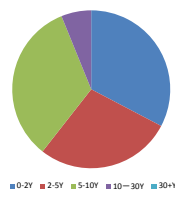
Total Number and Open Interest of Assumption of Obligations



Total Number of Assumption of Obligations by tenor (as of May-16)



Open Interest of Assumption of Obligations by tenor (as of May-16)



<Summary>

Month-Year	Sum		0-2Y		2-5Y		5-10Y		10-30Y		30+Y	
	Total Number of Assumption of Obligations	Open Interest of Assumption of Obligations	Total Number of Assumption of Obligations	Open Interest of Assumption of Obligations	Total Number of Assumption of Obligations	Open Interest of Assumption of Obligations	Total Number of Assumption of Obligations	Open Interest of Assumption of Obligations	Total Number of Assumption of Obligations	Open Interest of Assumption of Obligations	Total Number of Assumption of Obligations	Open Interest of Assumption of Obligations
Jun-15	113,968.0	1,148,453,505	14,898.0	365,300,031	30,027.0	337,430,451	49,381.0	387,041,115	19,596.0	68,618,008	66.0	63,901
Jul-15	108,079.0	1,103,890,014	14,531.0	361,426,560	26,984.0	311,605,564	46,427.0	371,212,770	20,067.0	59,580,584	70.0	64,536
Aug-15	110,473.0	1,108,464,699	14,778.0	362,780,715	27,815.0	314,937,662	47,241.0	370,959,346	20,468.0	60,721,915	71.0	65,061
Sep-15	104,788.0	1,087,173,048	14,554.0	353,202,662	26,760.0	308,613,925	44,480.0	366,448,745	18,913.0	58,830,205	81.0	76,511
Oct-15	108,252.5	1,113,622,840	14,876.5	357,637,172	27,582.5	317,732,032	46,005.5	376,528,809	19,693.0	61,632,105	95.0	92,721
Nov-15	111,241.5	1,130,725,100	15,131.5	354,841,084	28,203.5	325,531,976	47,366.5	387,105,005	20,371.0	63,160,753	88.0	85,871
Dec-15	102,786.0	1,082,216,730	14,665.5	343,534,871	25,894.5	308,726,938	41,985.5	365,897,511	20,138.5	63,894,288	102.0	103,121
Jan-16	105,950.5	1,114,764,796	15,001.5	351,006,551	26,662.0	320,116,770	43,259.0	377,529,428	20,926.5	66,012,506	102.0	99,541
Feb-16	112,727.0	1,185,959,979	16,130.0	373,245,746	28,349.0	343,930,961	45,938.5	399,895,299	22,195.5	68,767,142	114.0	131,441
Mar-16	109,227.5	1,143,326,581	15,531.0	364,163,653	27,013.0	323,741,559	43,936.0	385,574,241	22,634.5	67,717,510	113.0	132,218
Apr-16	113,962.5	1,181,692,277	16,380.5	382,984,497	27,677.0	327,608,663	45,908.0	397,842,378	23,884.0	73,139,571	113.0	117,168
May-16	117,635.0	1,215,761,247	17,076.0	397,477,213	28,463.5	338,851,020	47,363.0	404,802,636	24,621.5	74,496,685	111.0	133,693

<Breakdown>

[JPY] vs Fixed

LIBOR

Month-Year	Sum		0-2Y		2-5Y		5-10Y		10-30Y		30+Y	
	Total Number of Assumption of Obligations	Open Interest of Assumption of Obligations	Total Number of Assumption of Obligations	Open Interest of Assumption of Obligations	Total Number of Assumption of Obligations	Open Interest of Assumption of Obligations	Total Number of Assumption of Obligations	Open Interest of Assumption of Obligations	Total Number of Assumption of Obligations	Open Interest of Assumption of Obligations	Total Number of Assumption of Obligations	Open Interest of Assumption of Obligations
Jun-15	102,424.0	967,595,572	12,538.0	305,657,651	26,001.0	275,711,891	45,091.0	354,062,122	18,322.0	54,075,008	66.0	63,901
Jul-15	96,174.0	940,855,928	12,467.0	299,243,740	22,867.0	249,480,088	42,019.0	337,282,680	18,751.0	54,784,884	70.0	64,536
Aug-15	98,295.0	945,175,448	12,641.0	299,825,545	23,627.0	252,893,466	42,846.0	336,518,452	19,110.0	55,872,925	71.0	65,061
Sep-15	92,108.0	922,937,000	12,397.0	294,303,598	22,408.0	244,694,736	39,736.0	329,724,546	17,487.0	53,693,253	80.0	75,711
Oct-15	95,304.0	944,446,523	12,726.0	297,520,244	23,087.0	251,338,868	41,167.5	339,177,465	18,229.5	56,318,024	94.0	91,921
Nov-15	97,800.0	956,885,649	12,927.0	293,881,553	23,589.0	256,646,717	42,326.5	348,593,616	18,870.5	57,676,692	87.0	85,071
Dec-15	88,641.5	907,180,654	12,375.0	283,359,627	21,001.0	238,955,376	36,766.5	326,584,393	18,578.0	56,178,937	101.0	102,221
Jan-16	91,468.0	931,637,775	12,602.5	287,690,665	21,581.5	247,271,154	37,905.0	336,825,300	19,205.0	58,951,613	101.0	98,741
Feb-16	97,238.5	989,867,083	13,401.5	302,443,703	22,965.5	267,759,574	40,293.5	357,106,854	20,466.0	62,427,311	112.0	129,641
Mar-16	92,811.0	939,867,264	12,632.0	289,340,169	21,268.0	246,340,654	38,043.0	341,195,904	20,736.0	62,859,119	112.0	131,418
Apr-16	97,173.0	973,166,368	13,329.5	303,857,775	21,915.0	250,348,290	39,897.0	352,653,556	21,929.5	66,190,379	112.0	116,368
May-16	100,491.0	1,003,114,867	13,892.5	316,930,945	22,619.5	259,583,247	41,236.0	358,989,851	22,633.0	67,477,931	110.0	132,893

Euroyen TIBOR (ZTIBOR)

Month-Year	Sum		0-2Y		2-5Y		5-10Y		10-20Y	
	Total Number of Assumption of Obligations	Open Interest of Assumption of Obligations	Total Number of Assumption of Obligations	Open Interest of Assumption of Obligations	Total Number of Assumption of Obligations	Open Interest of Assumption of Obligations	Total Number of Assumption of Obligations	Open Interest of Assumption of Obligations	Total Number of Assumption of Obligations	Open Interest of Assumption of Obligations
Jun-15	846.0	25,571,030	214.0	11,843,870	375.0	10,736,200	244.0	2,893,790	13.0	97,170
Jul-15	858.0	25,874,186	222.0	11,854,670	376.0	10,725,196	245.0	2,884,446	14.0	98,670
Aug-15	876.0	25,895,430	223.0	11,836,870	379.0	10,735,796	260.0	3,024,104	14.0	98,670
Sep-15	897.0	24,385,222	229.0	10,423,870	375.0	10,596,286	274.0	3,221,044	19.0	124,021
Oct-15	940.0	26,021,642	239.0	11,380,870	389.0	11,969,296	290.0	3,367,464	22.0	214,021
Nov-15	1,055.0	27,929,767	269.0	11,814,870	438.0	12,272,086	320.0	3,620,289	28.0	222,521
Dec-15	1,084.0	26,027,217	261.0	9,731,070	465.0	12,416,386	328.0	3,657,339	30.0	223,421
Jan-16	1,144.0	28,550,237	281.0	10,976,570	481.0	13,855,686	337.0	3,798,059	30.0	219,921
Feb-16	1,287.0	30,246,782	306.0	11,544,765	582.0	14,347,353	364.0	4,122,293	35.0	232,371
Mar-16	1,451.0	31,980,311	334.0	12,283,867	664.0	15,044,802	403.0	4,323,771	50.0	327,871
Apr-16	1,491.0	33,270,553	354.0	13,257,358	666.0	15,076,633	419.0	4,549,791	52.0	386,771
May-16	1,535.0	34,314,970	370.0	13,860,670	675.0	15,146,253	438.0	4,970,576	52.0	337,471

OIS

Month-Year	Sum		0-2Y		2-5Y		5-10Y		10-30Y		30+Y	
	Total Number of Assumption of Obligations	Open Interest of Assumption of Obligations	Total Number of Assumption of Obligations	Open Interest of Assumption of Obligations	Total Number of Assumption of Obligations	Open Interest of Assumption of Obligations	Total Number of Assumption of Obligations	Open Interest of Assumption of Obligations	Total Number of Assumption of Obligations	Open Interest of Assumption of Obligations	Total Number of Assumption of Obligations	Open Interest of Assumption of Obligations
Jun-15	197.0	1,759,280	18.0	709,830	61.0	636,220	65.0	285,130	53.0	128,100	0.0	0
Jul-15	217.0	2,119,630	21.0	959,830	64.0	885,220	72.0	317,480	60.0	157,100	0.0	0
Aug-15	244.0	2,399,650	23.0	1,159,830	72.0	711,920	82.0	366,300	67.0	161,600	0.0	0
Sep-15	259.0	2,600,020	26.0	1,319,830	77.0	733,290	86.0	382,600	70.0	164,300	0.0	0
Oct-15	290.0	3,026,350	30.0	1,674,830	78.0	736,690	85.0	426,000	79.0	189,830	0.0	0
Nov-15	300.0	3,343,970	40.0	1,839,830	78.0	765,890	98.0	435,000	84.0	203,450	0.0	0
Dec-15	309.0	3,708,970	49.0	2,258,110	75.0	767,410	101.0	465,000	84.0	218,450	0.0	0
Jan-16	343.0	3,999,570	56.0	2,494,110	81.0	749,210	105.0	465,000	101.0	291,250	0.0	0
Feb-16	397.0	4,899,780	84.0	3,224,110	87.0	852,420	116.0	515,000	110.0	308,250	0.0	0
Mar-16	465.0	5,677,820	98.0	3,788,790	97.0	945,420	130.0	583,000	140.0	360,610	0.0	0
Apr-16	512.0	6,501,670	112.0	4,486,290	110.0	1,003,420	135.0	612,000	155.0	399,960	0.0	0
May-16	527.0	6,186,670	119.0	4,137,200	109.0	1,006,910	143.0	646,850	156.0	395,710	0.0	0

Japanese Yen TIBOR (DTIBOR)

Month-Year	Sum		0-2Y		2-5Y		5-10Y	
	Total Number of Assumption of Obligations	Open Interest of Assumption of Obligations	Total Number of Assumption of Obligations	Open Interest of Assumption of Obligations	Total Number of Assumption of Obligations	Open Interest of Assumption of Obligations	Total Number of Assumption of Obligations	Open Interest of Assumption of Obligations
Jun-15	99.0	868,013	2.0	3,100	61.0	714,250	36.0	150,663
Jul-15	105.0	877,370	2.0	3,100	66.0	722,500	37.0	151,770
Aug-15	113.0	897,880	2.0	3,100	68.0	724,700	43.0	160,080
Sep-15	157.0	1,065,947	2.0	3,100	91.0	827,592	64.0	235,255
Oct-15	205.0	1,338,181	6.0	5,025	111.0	999,677	88.0	333,479
Nov-15	243.0	1,687,743	7.0	19,630	131.0	1,227,763	105.0	420,450
Dec-15	313.0	1,817,711	10.0	19,577	176.0	1,316,595	127.0	481,539
Jan-16	350.0	1,971,224	10.0	19,577	191.0	1,354,848	149.0	596,799
Feb-16	429.0	2,272,061	17.0	24,385	220.0	1,363,654	192.0	878,022
Mar-16	529.0	2,478,870	22.0	30,650	272.0	1,412,773	235.0	1,035,446
Apr-16	543.0	2,516,822	24.0	31,381	277.0	1,424,820	242.0	1,060,621
May-16	557.0	2,543,680	26.0	32,541	290.0	1,436,870	241.0	1,074,269

Basis Swap

LIBOR

(Transaction, million yen)

Month-Year	Sum		0-2Y		2-5Y		5-10Y		10-30Y		30+Y	
	Total Number of Assumption of Obligations	Open Interest of Assumption of Obligations	Total Number of Assumption of Obligations	Open Interest of Assumption of Obligations	Total Number of Assumption of Obligations	Open Interest of Assumption of Obligations	Total Number of Assumption of Obligations	Open Interest of Assumption of Obligations	Total Number of Assumption of Obligations	Open Interest of Assumption of Obligations	Total Number of Assumption of Obligations	Open Interest of Assumption of Obligations
Jan-15	5,410.0	59,550.120	540.0	14,639,020	1,424.0	21,193,620	2,352.0	12,816,560	1,069.0	3,904,890	0.0	0.0
Jul-15	5,491.0	60,909,060	562.0	14,477,150	1,486.0	21,632,340	2,350.0	20,707,050	1,093.0	4,092,520	0.0	0.0
Aug-15	5,595.0	61,608,400	582.0	14,763,090	1,522.0	21,957,340	2,365.0	20,752,160	1,126.0	4,135,810	0.0	0.0
Sep-15	5,781.0	62,853,040	578.0	13,910,380	1,587.0	22,907,300	2,455.0	21,968,380	1,160.0	4,286,180	1.0	800
Oct-15	5,866.5	64,437,510	564.0	14,289,130	1,633.5	23,589,100	2,493.5	22,250,700	1,174.5	4,307,780	1.0	800
Nov-15	5,968.5	65,116,590	583.0	14,545,130	1,647.5	23,678,210	2,535.5	22,449,710	1,201.5	4,442,740	1.0	800
Dec-15	6,127.5	65,381,440	604.0	14,462,940	1,695.5	24,116,380	2,591.5	22,686,560	1,235.5	4,574,880	1.0	800
Jan-16	6,343.5	68,092,290	635.0	14,656,110	1,718.5	24,541,310	2,701.5	24,042,150	1,287.5	4,851,920	1.0	800
Feb-16	6,583.5	71,686,620	741.0	17,435,250	1,782.5	24,931,920	2,751.5	24,453,820	1,306.5	4,873,830	2.0	1,800
Mar-16	6,706.5	72,943,650	758.0	17,676,470	1,862.0	25,644,550	2,754.0	24,650,800	1,331.5	4,971,030	1.0	800
Apr-16	6,810.5	74,529,080	786.0	18,810,160	1,897.0	26,026,330	2,784.0	24,785,730	1,342.5	4,996,070	1.0	800
May-16	6,936.5	75,441,083	848.0	19,036,590	1,917.0	26,790,420	2,815.0	24,659,090	1,355.5	4,954,183	1.0	800

*Including 6M-LIBOR vs 3M-LIBOR, 6M-LIBOR vs 1M-LIBOR and 3M-LIBOR vs 1M-LIBOR

Euroyen TIBOR (ZTIBOR)

(Transaction, million yen)

Month-Year	Sum		0-2Y		2-5Y		5-10Y		10-20Y	
	Total Number of Assumption of Obligations	Open Interest of Assumption of Obligations	Total Number of Assumption of Obligations	Open Interest of Assumption of Obligations	Total Number of Assumption of Obligations	Open Interest of Assumption of Obligations	Total Number of Assumption of Obligations	Open Interest of Assumption of Obligations	Total Number of Assumption of Obligations	Open Interest of Assumption of Obligations
Jan-15	380.0	17,149,720	333.0	3,169,500	388.0	6,536,600	171.0	1,357,820	3.0	34,000
Jul-15	919.0	17,117,690	338.0	8,919,090	393.0	6,700,430	184.0	1,459,170	4.0	39,000
Aug-15	960.0	17,459,850	366.0	9,586,960	379.0	6,194,700	210.0	1,637,170	5.0	41,000
Sep-15	1,010.0	17,450,290	367.0	9,328,150	382.0	6,145,410	249.0	1,873,730	13.0	105,000
Oct-15	1,032.0	17,485,650	355.0	8,713,630	404.0	6,708,710	260.0	1,958,310	13.0	105,000
Nov-15	1,146.0	18,289,450	371.0	8,763,260	440.0	7,082,610	318.0	2,326,580	16.0	117,000
Dec-15	1,210.0	18,969,980	382.0	9,361,660	469.0	7,030,260	370.0	2,434,160	17.0	124,000
Jan-16	1,239.0	19,385,230	385.0	9,611,540	481.0	7,181,180	349.0	2,429,510	24.0	163,000
Feb-16	1,349.0	21,485,320	420.0	10,415,690	508.0	8,121,130	389.0	2,781,250	32.0	167,250
Mar-16	1,506.0	22,657,760	439.0	11,160,150	535.0	7,781,700	476.0	3,451,510	56.0	294,400
Apr-16	1,533.0	22,707,010	438.0	11,191,620	544.0	7,722,960	492.0	3,514,030	59.0	278,400
May-16	1,545.0	22,577,350	433.0	10,987,420	549.0	7,731,480	503.0	3,576,050	60.0	282,400

*Including 6M-ZTIBOR vs 3M-ZTIBOR, 6M-ZTIBOR vs 1M-ZTIBOR and 3M-ZTIBOR vs 1M-ZTIBOR

Japanese Yen TIBOR (DTIBOR)

(Transaction, million yen)

Month-Year	Sum		0-2Y		2-5Y		5-10Y	
	Total Number of Assumption of Obligations	Open Interest of Assumption of Obligations	Total Number of Assumption of Obligations	Open Interest of Assumption of Obligations	Total Number of Assumption of Obligations	Open Interest of Assumption of Obligations	Total Number of Assumption of Obligations	Open Interest of Assumption of Obligations
Jun-15	0.0	0.0	0.0	0.0	0.0	0.0	0.0	0.0
Jul-15	0.0	0.0	0.0	0.0	0.0	0.0	0.0	0.0
Aug-15	0.0	0.0	0.0	0.0	0.0	0.0	0.0	0.0
Sep-15	1.0	22,184	1.0	22,184	0.0	0.0	0.0	0.0
Oct-15	1.0	22,184	1.0	22,184	0.0	0.0	0.0	0.0
Nov-15	1.0	22,184	1.0	22,184	0.0	0.0	0.0	0.0
Dec-15	1.0	22,184	1.0	22,184	0.0	0.0	0.0	0.0
Jan-16	1.0	22,184	1.0	22,184	0.0	0.0	0.0	0.0
Feb-16	1.0	22,184	1.0	22,184	0.0	0.0	0.0	0.0
Mar-16	1.0	22,184	1.0	22,184	0.0	0.0	0.0	0.0
Apr-16	1.0	22,184	1.0	22,184	0.0	0.0	0.0	0.0
May-16	1.0	22,184	1.0	22,184	0.0	0.0	0.0	0.0

*Including 6M-DTIBOR vs 3M-DTIBOR, 6M-DTIBOR vs 1M-DTIBOR and 3M-DTIBOR vs 1M-DTIBOR

LIBOR vs Euroyen TIBOR (ZTIBOR)

(Transaction, million yen)

Month-Year	Sum		0-2Y		2-5Y		5-10Y		10-20Y	
	Total Number of Assumption of Obligations	Open Interest of Assumption of Obligations	Total Number of Assumption of Obligations	Open Interest of Assumption of Obligations	Total Number of Assumption of Obligations	Open Interest of Assumption of Obligations	Total Number of Assumption of Obligations	Open Interest of Assumption of Obligations	Total Number of Assumption of Obligations	Open Interest of Assumption of Obligations
Jun-15	4,211.0	55,980,770	853.0	25,289,060	1,716.0	21,839,670	1,505.0	8,469,200	137.0	382,840
Jul-15	4,314.0	56,430,170	919.0	25,968,780	1,732.0	21,658,800	1,518.0	8,404,180	145.0	408,410
Aug-15	4,389.0	56,232,040	941.0	25,605,200	1,768.0	21,715,730	1,534.0	8,495,080	146.0	411,910
Sep-15	4,574.0	56,218,510	954.0	23,993,560	1,840.0	22,709,310	1,616.0	9,038,190	164.0	477,450
Oct-15	4,613.0	56,838,800	947.5	24,031,260	1,880.0	23,290,700	1,610.5	9,019,390	175.0	497,450
Nov-15	4,727.0	57,462,520	956.5	23,853,910	1,937.0	23,866,900	1,662.5	9,253,360	171.0	498,350
Dec-15	4,897.0	58,616,370	982.5	24,368,700	2,013.0	24,125,560	1,713.5	9,582,520	188.0	539,600
Jan-16	5,042.0	60,898,880	1,029.5	25,634,260	2,113.0	25,363,410	1,711.5	9,366,610	188.0	534,600
Feb-16	5,436.0	65,413,020	1,158.5	28,133,930	2,204.0	26,548,900	1,831.5	10,022,060	241.0	708,130
Mar-16	5,756.0	67,693,600	1,246.0	29,859,650	2,295.0	26,571,660	1,894.0	10,327,810	321.0	934,480
Apr-16	5,897.0	68,971,490	1,325.0	31,326,640	2,278.0	26,006,210	1,948.0	10,660,650	345.0	977,990
May-16	6,040.5	71,563,330	1,385.5	32,468,550	2,304.0	27,153,840	1,986.0	10,879,950	365.0	1,050,990

*Including 6M-LIBOR vs 6M-ZTIBOR, 6M-LIBOR vs 3M-ZTIBOR, 6M-LIBOR vs 1M-ZTIBOR, 3M-LIBOR vs 6M-ZTIBOR, 3M-LIBOR vs 3M-ZTIBOR, 3M-LIBOR vs 1M-ZTIBOR, 1M-LIBOR vs 6M-ZTIBOR, 1M-LIBOR vs 3M-ZTIBOR and 1M-LIBOR vs 1M-ZTIBOR

LIBOR vs Japanese Yen TIBOR (DTIBOR)

(Transaction, million yen)

Month-Year	Sum		0-2Y		2-5Y		5-10Y	
	Total Number of Assumption of Obligations	Open Interest of Assumption of Obligations	Total Number of Assumption of Obligations	Open Interest of Assumption of Obligations	Total Number of Assumption of Obligations	Open Interest of Assumption of Obligations	Total Number of Assumption of Obligations	Open Interest of Assumption of Obligations
Jun-15	1.0	6,000	0.0	0.0	0.0	0.0	1.0	6,000
Jul-15	1.0	6,000	0.0	0.0	0.0	0.0	1.0	6,000
Aug-15	1.0	6,000	0.0	0.0	0.0	0.0	1.0	6,000
Sep-15	1.0	6,000	0.0	0.0	0.0	0.0	1.0	6,000
Oct-15	1.0	6,000	0.0	0.0	0.0	0.0	1.0	6,000
Nov-15	1.0	6,000	0.0	0.0	0.0	0.0	1.0	6,000
Dec-15	1.0	6,000	0.0	0.0	0.0	0.0	1.0	6,000
Jan-16	1.0	6,000	0.0	0.0	0.0	0.0	1.0	6,000
Feb-16	1.0	6,000	0.0	0.0	0.0	0.0	1.0	6,000
Mar-16	1.0	6,000	0.0	0.0	0.0	0.0	1.0	6,000
Apr-16	1.0	6,000	0.0	0.0	0.0	0.0	1.0	6,000
May-16	1.0	6,000	0.0	0.0	0.0	0.0	1.0	6,000

*Including 6M-LIBOR vs 6M-DTIBOR, 6M-LIBOR vs 3M-DTIBOR, 6M-LIBOR vs 1M-DTIBOR, 3M-LIBOR vs 6M-DTIBOR, 3M-LIBOR vs 3M-DTIBOR, 3M-LIBOR vs 1M-DTIBOR, 1M-LIBOR vs 6M-DTIBOR, 1M-LIBOR vs 3M-DTIBOR and 1M-LIBOR vs 1M-DTIBOR

[USD]

vs Fixed

LIBOR

(Transaction, million USD)

Month-Year	Sum		0-2Y		2-5Y		5-10Y		10-30Y	
	Total Number of Assumption of Obligations	Open Interest of Assumption of Obligations	Total Number of Assumption of Obligations	Open Interest of Assumption of Obligations	Total Number of Assumption of Obligations	Open Interest of Assumption of Obligations	Total Number of Assumption of Obligations	Open Interest of Assumption of Obligations	Total Number of Assumption of Obligations	Open Interest of Assumption of Obligations
Jun-15	-	-	-	-	-	-	-	-	-	-
Jul-15	-	-	-	-	-	-	-	-	-	-
Aug-15	-	-	-	-	-	-	-	-	-	-
Sep-15	0.0	0.0	0.0	0.0	0.0	0.0	0.0	0.0	0.0	0.0
Oct-15	0.0	0.0	0.0	0.0	0.0	0.0	0.0	0.0	0.0	0.0
Nov-15	0.0	0.0	0.0	0.0	0.0	0.0	0.0	0.0	0.0	0.0
Dec-15	0.0	0.0	0.0	0.0	0.0	0.0	0.0	0.0	0.0	0.0
Jan-16	0.0	0.0	0.0	0.0	0.0	0.0	0.0	0.0	0.0	0.0
Feb-16	0.0	0.0	0.0	0.0	0.0	0.0	0.0	0.0	0.0	0.0
Mar-16	0.0	0.0	0.0	0.0	0.0	0.0	0.0	0.0	0.0	0.0
Apr-16	0.0	0.0	0.0	0.0	0.0	0.0	0.0	0.0	0.0	0.0
May-16	0.0	0.0	0.0	0.0	0.0	0.0	0.0	0.0	0.0	0.0

[Note]

- O The amount of Assumption of Obligation is on a notional amount basis.
- O All figures in this statistics are one-sided.
- O Out of the total amount of Assumption of Obligation and Open Interests, those for foreign currency IRS are Japanese yen equivalent of such amount converted by using exchange rate as of 15:00 on the day.
- O Number and amount of Assumption of Obligation do not include trades newly generated as a result of post clearing process, including Per Trade Compression or Vendor-Initiated Compression.
- O Total Number and Open Interest of assumption of obligations are the number and open interest relating the outstanding cleared trades as of 15:00 on the day. As these figures are one-sided, there may be a fraction in the number of trades as a result of post clearing process.
- O These statistics can be diverted or quoted as long as the source is indicated. Please contact JSCC in advance for any reprinting etc. for commercial