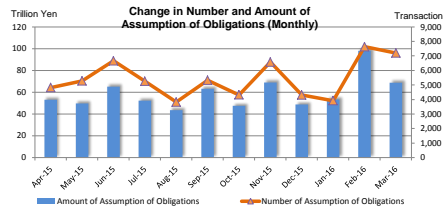


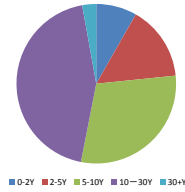
MONTHLY STATISTICAL DATA (Interest Rate Swaps)

Mar-16

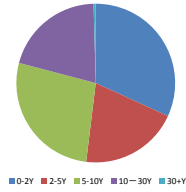
Number and Amount of Assumption of Obligations



Number of Assumption of Obligations by tenor (Mar-16)



Amount of Assumption of Obligations by tenor (Mar-16)



<Summary>

Month-Year	Sum		0-2Y		2-5Y		5-10Y		10-30Y		30+Y	
	Number of Assumption of Obligations	Amount of Assumption of Obligations	Number of Assumption of Obligations	Amount of Assumption of Obligations	Number of Assumption of Obligations	Amount of Assumption of Obligations	Number of Assumption of Obligations	Amount of Assumption of Obligations	Number of Assumption of Obligations	Amount of Assumption of Obligations	Number of Assumption of Obligations	Amount of Assumption of Obligations
Apr-15	4,825	53,035,315	646	19,882,559	1,109	14,525,845	2,200	16,311,519	867	2,311,922	3	3,470
May-15	5,282	49,692,575	576	15,169,311	1,191	13,083,784	2,570	18,620,706	928	2,811,188	17	7,585
Jun-15	6,664	65,133,053	911	21,314,071	1,649	19,088,687	3,085	21,677,664	1,016	3,049,805	3	2,825
Jul-15	5,255	52,201,979	646	17,139,697	1,198	12,022,737	2,584	20,656,175	823	2,382,737	4	635
Aug-15	3,829	43,321,365	530	15,264,049	842	9,457,297	1,832	16,128,715	614	2,670,704	2	600
Sep-15	5,330	63,097,082	619	20,477,843	1,269	16,552,879	2,530	22,978,301	900	3,076,058	12	12,001
Oct-15	4,320	47,453,393	772	19,943,606	688	9,798,134	1,554	11,934,757	1,269	5,729,272	37	48,170
Nov-15	6,576	68,904,161	706	15,317,920	1,243	17,954,138	2,392	22,827,392	2,155	12,621,501	80	183,210
Dec-15	4,310	48,743,137	249	9,814,222	682	12,139,367	1,454	15,242,428	1,822	11,401,385	103	145,735
Jan-16	3,918	53,352,451	304	12,577,885	674	16,689,804	1,226	13,522,551	1,634	10,442,372	80	119,840
Feb-16	7,631	97,981,144	731	23,150,467	1,561	30,247,352	2,458	27,745,826	2,755	16,645,470	126	192,030
Mar-16	7,199	68,681,046	594	21,855,390	1,089	13,806,925	2,139	18,656,388	3,173	14,055,932	204	304,410

<Breakdown>

[JPY] vs Fixed

LIBOR

Month-Year	Sum		0-2Y		2-5Y		5-10Y		10-30Y		30+Y	
	Number of Assumption of Obligations	Amount of Assumption of Obligations	Number of Assumption of Obligations	Amount of Assumption of Obligations	Number of Assumption of Obligations	Amount of Assumption of Obligations	Number of Assumption of Obligations	Amount of Assumption of Obligations	Number of Assumption of Obligations	Amount of Assumption of Obligations	Number of Assumption of Obligations	Amount of Assumption of Obligations
Apr-15	4,280	44,904,595	582	16,500,719	941	11,884,945	1,946	14,405,049	808	2,110,412	3	3,470
May-15	4,855	42,776,389	542	13,367,421	1,028	9,346,534	2,400	17,419,702	868	2,635,148	17	7,585
Jun-15	5,959	57,689,779	820	19,219,201	1,418	16,015,912	2,778	19,589,115	940	2,759,725	3	2,825
Jul-15	4,838	47,490,255	569	15,150,747	1,086	10,950,870	2,418	19,303,107	771	2,084,897	4	635
Aug-15	3,491	40,640,011	483	14,285,149	744	8,565,087	1,698	15,223,261	564	2,565,914	2	600
Sep-15	4,739	54,863,531	573	18,379,339	1,109	13,476,054	2,217	20,236,510	829	2,758,427	11	11,201
Oct-15	3,950	40,734,466	724	16,911,327	582	7,770,803	1,406	10,648,432	1,201	5,415,762	37	48,170
Nov-15	5,596	57,412,710	592	12,422,668	963	13,835,010	1,982	19,118,612	1,983	11,898,711	76	137,710
Dec-15	3,711	41,986,318	210	8,147,830	551	9,869,560	1,183	13,315,878	1,665	10,508,315	102	144,735
Jan-16	3,331	43,014,048	258	10,641,885	491	11,673,374	1,044	11,268,990	1,460	9,325,130	78	104,570
Feb-16	6,510	83,044,439	570	18,144,805	1,195	24,326,506	2,111	24,957,769	2,511	15,429,240	123	186,030
Mar-16	6,113	56,042,713	491	17,260,720	782	9,871,235	1,762	15,871,325	2,880	12,740,122	198	299,310

Euroyen TIBOR (ZTIBOR)

Month-Year	Sum		0-2Y		2-5Y		5-10Y		10-20Y	
	Number of Assumption of Obligations	Amount of Assumption of Obligations	Number of Assumption of Obligations	Amount of Assumption of Obligations	Number of Assumption of Obligations	Amount of Assumption of Obligations	Number of Assumption of Obligations	Amount of Assumption of Obligations	Number of Assumption of Obligations	Amount of Assumption of Obligations
Apr-15	42	2,433,300	13	1,699,000	8	514,000	21	220,300	0	0
May-15	29	1,128,000	5	395,000	16	636,000	8	97,000	0	0
Jun-15	67	1,168,070	16	459,270	30	457,800	20	246,000	1	5,000
Jul-15	15	128,136	3	12,000	6	83,986	5	30,650	1	1,500
Aug-15	24	216,264	2	40,000	5	16,600	17	160,664	0	0
Sep-15	31	686,351	1	5,000	11	456,500	14	197,500	5	25,351
Oct-15	46	1,672,500	8	863,000	14	445,000	26	226,500	7	140,000
Nov-15	148	2,878,300	33	845,000	46	1,114,300	55	802,500	14	116,500
Dec-15	48	661,900	2	29,000	18	391,200	20	194,800	8	46,900
Jan-16	68	2,835,100	10	235,000	37	2,177,200	18	417,800	3	5,000
Feb-16	164	2,131,789	12	253,276	99	1,402,944	33	322,519	20	153,050
Mar-16	185	3,212,100	22	1,425,000	96	1,340,200	39	279,900	28	167,000

OIS

Month-Year	Sum		0-2Y		2-5Y		5-10Y		10-30Y		30+Y	
	Number of Assumption of Obligations	Amount of Assumption of Obligations	Number of Assumption of Obligations	Amount of Assumption of Obligations	Number of Assumption of Obligations	Amount of Assumption of Obligations	Number of Assumption of Obligations	Amount of Assumption of Obligations	Number of Assumption of Obligations	Amount of Assumption of Obligations	Number of Assumption of Obligations	Amount of Assumption of Obligations
Apr-15	24	182,470	3	50,000	6	46,720	7	60,250	8	25,500	0	0
May-15	34	588,730	3	400,000	10	131,830	10	27,700	11	29,200	0	0
Jun-15	50	232,540	4	82,330	17	82,390	24	63,990	5	3,830	0	0
Jul-15	20	360,350	3	250,000	3	49,000	7	32,350	7	29,000	0	0
Aug-15	27	280,020	2	200,000	8	26,700	10	48,820	7	4,500	0	0
Sep-15	15	200,370	3	150,000	5	21,370	4	16,300	3	2,700	0	0
Oct-15	31	426,330	12	355,000	1	2,400	8	37,400	10	31,530	0	0
Nov-15	20	395,540	2	210,000	3	145,000	5	17,000	10	23,540	0	0
Dec-15	10	415,000	1	100,000	6	270,000	1	20,000	2	25,000	0	0
Jan-16	35	340,600	3	170,000	6	54,800	4	23,500	22	92,300	0	0
Feb-16	55	910,210	16	485,000	17	343,210	9	40,000	13	42,000	0	0
Mar-16	69	803,040	11	519,680	11	145,000	14	70,000	32	67,760	1	600

Japanese Yen TIBOR (DTIBOR)

Month-Year	Sum		0-2Y		2-5Y		5-10Y	
	Number of Assumption of Obligations	Amount of Assumption of Obligations	Number of Assumption of Obligations	Amount of Assumption of Obligations	Number of Assumption of Obligations	Amount of Assumption of Obligations	Number of Assumption of Obligations	Amount of Assumption of Obligations
Apr-15	3	12,360	0	0	2	11,360	1	1,000
May-15	4	41,934	0	0	2	40,000	2	1,934
Jun-15	14	53,743	0	0	9	46,725	5	7,018
Jul-15	6	9,358	0	0	4	7,850	2	1,508
Aug-15	8	10,510	0	0	2	2,200	6	8,310
Sep-15	44	183,786	0	0	21	104,945	23	78,841
Oct-15	49	276,074	4	1,929	15	123,221	30	150,924
Nov-15	51	366,303	6	26,325	15	123,989	30	215,990
Dec-15	64	119,309	3	82	20	6,947	41	110,280
Jan-16	29	108,171	0	0	6	4,400	23	103,771
Feb-16	91	216,746	6	3,575	43	26,642	42	184,529
Mar-16	93	142,883	1	10	27	12,320	65	130,554

Basis Swap

LIBOR

(Transaction, million yen)

Month-Year	Sum		0-2Y		2-5Y		5-10Y		10-30Y		30+Y	
	Number of Assumption of Obligations	Amount of Assumption of Obligations	Number of Assumption of Obligations	Amount of Assumption of Obligations	Number of Assumption of Obligations	Amount of Assumption of Obligations	Number of Assumption of Obligations	Amount of Assumption of Obligations	Number of Assumption of Obligations	Amount of Assumption of Obligations	Number of Assumption of Obligations	Amount of Assumption of Obligations
Apr-15	241	2,048,260	11	133,880	71	787,190	125	1,010,180	34	117,010	0	0
May-15	188	1,690,870	12	96,970	66	872,040	75	606,320	35	115,340	0	0
Jun-15	300	3,263,500	28	525,030	90	1,456,740	138	1,074,480	44	207,250	0	0
Jul-15	217	2,456,310	30	750,500	51	429,080	102	1,042,960	34	233,770	0	0
Aug-15	116	1,025,380	12	258,600	24	359,830	40	314,660	40	92,290	0	0
Sep-15	209	2,869,390	6	336,300	51	926,530	114	1,445,720	37	160,040	1	800
Oct-15	128	2,377,720	5	1,220,000	40	690,690	49	361,050	34	105,980	0	0
Nov-15	322	3,181,440	10	494,040	69	1,022,000	133	1,216,610	106	403,290	4	45,500
Dec-15	191	1,560,290	8	192,310	17	226,230	75	566,380	90	574,370	1	1,000
Jan-16	232	2,937,680	4	145,000	29	570,380	72	1,302,380	125	904,740	2	15,170
Feb-16	261	4,086,630	38	1,773,400	73	1,099,500	80	868,250	67	338,480	3	6,000
Mar-16	156	2,004,850	15	548,000	24	338,560	57	715,420	55	398,370	5	4,500

*Including 6M-LIBOR vs 3M-LIBOR, 6M-LIBOR vs 1M-LIBOR and 3M-LIBOR vs 1M-LIBOR

Euroyen TIBOR (ZTIBOR)

(Transaction, million yen)

Month-Year	Sum		0-2Y		2-5Y		5-10Y		10-20Y	
	Number of Assumption of Obligations	Amount of Assumption of Obligations	Number of Assumption of Obligations	Amount of Assumption of Obligations	Number of Assumption of Obligations	Amount of Assumption of Obligations	Number of Assumption of Obligations	Amount of Assumption of Obligations	Number of Assumption of Obligations	Amount of Assumption of Obligations
Apr-15	39	554,160	9	239,840	7	106,500	21	207,710	0	0
May-15	25	212,310	1	30,000	7	67,310	17	115,500	0	0
Jun-15	75	1,014,690	18	346,090	27	414,420	30	254,180	0	0
Jul-15	32	467,570	6	133,000	12	228,020	13	101,650	1	5,000
Aug-15	51	1,207,160	11	226,680	13	120,480	13	178,000	1	2,000
Sep-15	70	830,020	9	301,420	15	228,040	38	236,560	6	64,000
Oct-15	37	699,130	3	51,250	14	338,300	19	308,580	1	1,000
Nov-15	148	1,315,880	17	173,040	46	514,570	70	558,270	15	70,000
Dec-15	74	1,086,230	3	275,000	28	539,750	32	201,480	11	80,000
Jan-16	48	1,017,490	12	611,140	10	237,000	19	127,350	7	42,000
Feb-16	114	2,236,310	23	687,000	32	1,086,320	43	380,380	16	82,610
Mar-16	190	2,256,110	8	363,500	48	895,340	86	779,140	48	218,130

*Including 6M-ZTIBOR vs 3M-ZTIBOR, 6M-ZTIBOR vs 1M-ZTIBOR and 3M-ZTIBOR vs 1M-ZTIBOR

Japanese Yen TIBOR (DTIBOR)

(Transaction, million yen)

Month-Year	Sum		0-2Y		2-5Y		5-10Y	
	Number of Assumption of Obligations	Amount of Assumption of Obligations	Number of Assumption of Obligations	Amount of Assumption of Obligations	Number of Assumption of Obligations	Amount of Assumption of Obligations	Number of Assumption of Obligations	Amount of Assumption of Obligations
Apr-15	0	0	0	0	0	0	0	0
May-15	0	0	0	0	0	0	0	0
Jun-15	0	0	0	0	0	0	0	0
Jul-15	0	0	0	0	0	0	0	0
Aug-15	0	0	0	0	0	0	0	0
Sep-15	1	22,184	1	22,184	0	0	0	0
Oct-15	0	0	0	0	0	0	0	0
Nov-15	0	0	0	0	0	0	0	0
Dec-15	0	0	0	0	0	0	0	0
Jan-16	0	0	0	0	0	0	0	0
Feb-16	0	0	0	0	0	0	0	0
Mar-16	0	0	0	0	0	0	0	0

*Including 6M-DTIBOR vs 3M-DTIBOR, 6M-DTIBOR vs 1M-DTIBOR and 3M-DTIBOR vs 1M-DTIBOR

LIBOR vs Euroyen TIBOR (ZTIBOR)

(Transaction, million yen)

Month-Year	Sum		0-2Y		2-5Y		5-10Y		10-20Y	
	Number of Assumption of Obligations	Amount of Assumption of Obligations	Number of Assumption of Obligations	Amount of Assumption of Obligations	Number of Assumption of Obligations	Amount of Assumption of Obligations	Number of Assumption of Obligations	Amount of Assumption of Obligations	Number of Assumption of Obligations	Amount of Assumption of Obligations
Apr-15	196	2,900,180	28	1,259,020	72	1,175,130	79	407,030	17	59,000
May-15	147	3,254,040	13	879,920	62	1,990,070	58	352,550	14	31,500
Jun-15	199	1,810,730	25	682,150	58	611,700	90	442,880	26	74,000
Jul-15	127	1,290,000	45	843,450	36	273,930	37	144,050	9	28,570
Aug-15	103	822,020	20	253,620	46	367,400	35	195,000	2	6,000
Sep-15	221	3,441,470	26	1,273,600	57	1,335,440	120	766,890	18	65,540
Oct-15	80	1,207,690	16	541,100	22	429,720	26	201,870	16	35,000
Nov-15	289	3,346,760	45	1,145,620	101	1,199,270	117	898,410	26	103,460
Dec-15	203	2,865,540	22	1,070,000	42	833,680	102	833,610	37	128,250
Jan-16	167	3,058,160	17	774,860	95	1,972,640	46	278,660	9	32,000
Feb-16	421	5,209,220	66	1,803,410	102	1,960,140	140	992,380	113	453,290
Mar-16	388	4,188,400	46	1,738,480	101	1,206,270	116	810,050	125	433,600

*Including 6M-LIBOR vs 6M-ZTIBOR, 6M-LIBOR vs 3M-ZTIBOR, 6M-LIBOR vs 1M-ZTIBOR, 3M-LIBOR vs 6M-ZTIBOR, 3M-LIBOR vs 3M-ZTIBOR, 3M-LIBOR vs 1M-ZTIBOR, 1M-LIBOR vs 6M-ZTIBOR, 1M-LIBOR vs 3M-ZTIBOR and 1M-LIBOR vs 1M-ZTIBOR

LIBOR vs Japanese Yen TIBOR (DTIBOR)

(Transaction, million yen)

Month-Year	Sum		0-2Y		2-5Y		5-10Y	
	Number of Assumption of Obligations	Amount of Assumption of Obligations	Number of Assumption of Obligations	Amount of Assumption of Obligations	Number of Assumption of Obligations	Amount of Assumption of Obligations	Number of Assumption of Obligations	Amount of Assumption of Obligations
Apr-15	0	0	0	0	0	0	0	0
May-15	0	0	0	0	0	0	0	0
Jun-15	0	0	0	0	0	0	0	0
Jul-15	0	0	0	0	0	0	0	0
Aug-15	0	0	0	0	0	0	0	0
Sep-15	0	0	0	0	0	0	0	0
Oct-15	0	0	0	0	0	0	0	0
Nov-15	0	0	0	0	0	0	0	0
Dec-15	0	0	0	0	0	0	0	0
Jan-16	0	0	0	0	0	0	0	0
Feb-16	0	0	0	0	0	0	0	0
Mar-16	0	0	0	0	0	0	0	0

*Including 6M-LIBOR vs 6M-DTIBOR, 6M-LIBOR vs 3M-DTIBOR, 6M-LIBOR vs 1M-DTIBOR, 3M-LIBOR vs 6M-DTIBOR, 3M-LIBOR vs 3M-DTIBOR, 3M-LIBOR vs 1M-DTIBOR, 1M-LIBOR vs 6M-DTIBOR, 1M-LIBOR vs 3M-DTIBOR and 1M-LIBOR vs 1M-DTIBOR

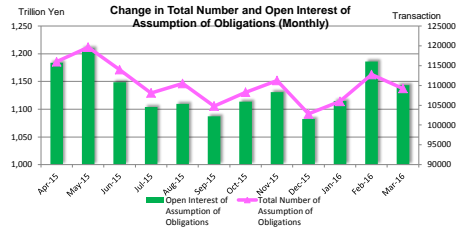
[USD] vs Fixed

LIBOR

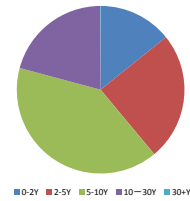
(Transaction, million USD)

Month-Year	Sum		0-2Y		2-5Y		5-10Y		10-30Y	
	Number of Assumption of Obligations	Amount of Assumption of Obligations	Number of Assumption of Obligations	Amount of Assumption of Obligations	Number of Assumption of Obligations	Amount of Assumption of Obligations	Number of Assumption of Obligations	Amount of Assumption of Obligations	Number of Assumption of Obligations	Amount of Assumption of Obligations
Apr-15	-	-	-	-	-	-	-	-	-	-
May-15	-	-	-	-	-	-	-	-	-	-
Jun-15	-	-	-	-	-	-	-	-	-	-
Jul-15	-	-	-	-	-	-	-	-	-	-
Aug-15	-	-	-	-	-	-	-	-	-	-
Sep-15	0	0	0	0	0	0	0	0	0	0
Oct-15	0	0	0	0	0	0	0	0	0	0
Nov-15	1	10	1	10	0	0	0	0	0	0
Dec-15	0	0	0	0	0	0	0	0	0	0
Jan-16	0	0	0	0	0	0	0	0	0	0
Feb-16	0	0	0	0	0	0	0	0	0	0
Mar-16	0	0	0	0	0	0	0	0	0	0

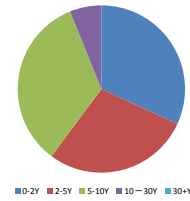
Total Number and Open Interest of Assumption of Obligations



Total Number of Assumption of Obligations by tenor (as of Mar-16)



Open Interest of Assumption of Obligations by tenor (as of Mar-16)



<Summary>

Month-Year	Sum		0-2Y		2-5Y		5-10Y		10-30Y		30+Y	
	Total Number of Assumption of Obligations	Open Interest of Assumption of Obligations	Total Number of Assumption of Obligations	Open Interest of Assumption of Obligations	Total Number of Assumption of Obligations	Open Interest of Assumption of Obligations	Total Number of Assumption of Obligations	Open Interest of Assumption of Obligations	Total Number of Assumption of Obligations	Open Interest of Assumption of Obligations	Total Number of Assumption of Obligations	Open Interest of Assumption of Obligations
Apr-15	115,960.0	1,153,656.199	14,462.0	369,981,906	29,713.0	344,059,590	51,258.0	409,153,375	20,469.0	60,376,823	48.0	54,505
May-15	119,639.0	1,209,354,825	14,827.0	371,704,256	31,447.0	357,047,009	52,674.0	419,629,260	20,627.0	60,912,225	64.0	62,075
Jun-15	113,968.0	1,148,453,505	14,898.0	365,300,031	30,027.0	337,430,451	49,381.0	387,041,115	19,596.0	58,618,008	66.0	63,901
Jul-15	108,079.0	1,103,890,014	14,531.0	361,426,560	26,984.0	311,605,564	46,427.0	371,212,770	20,067.0	59,580,584	70.0	64,536
Aug-15	110,473.0	1,109,464,699	14,776.0	362,780,715	27,815.0	314,937,682	47,341.0	370,959,346	20,468.0	60,723,915	71.0	65,061
Sep-15	104,788.0	1,087,173,048	14,554.0	353,202,662	26,760.0	308,613,925	44,480.0	366,449,745	18,913.0	58,830,205	81.0	76,511
Oct-15	108,252.0	1,113,622,840	14,876.5	357,637,172	27,582.5	317,732,032	46,005.5	376,528,809	19,693.0	61,632,105	96.0	92,721
Nov-15	111,241.5	1,130,725,100	15,155.5	354,841,494	28,260.5	325,531,976	47,368.5	387,105,005	20,371.0	63,160,753	88.0	85,871
Dec-15	102,786.0	1,082,216,730	14,665.5	343,594,871	25,894.5	308,726,938	41,985.5	365,897,511	20,138.5	63,894,288	102.0	103,121
Jan-16	105,950.5	1,114,764,796	15,001.0	351,006,551	26,662.0	320,116,770	43,259.0	377,529,428	20,926.5	66,012,506	102.0	99,541
Feb-16	112,727.0	1,185,959,979	16,130.0	373,245,146	28,349.0	343,930,951	45,938.5	399,885,299	22,195.5	68,767,142	114.0	131,441
Mar-16	109,227.5	1,143,328,581	15,531.0	364,163,053	27,013.0	323,741,559	43,936.0	385,574,241	22,634.5	69,717,510	113.0	132,218

<Breakdown>

[JPY] vs Fixed

LIBOR

Month-Year	Sum		0-2Y		2-5Y		5-10Y		10-30Y		30+Y	
	Total Number of Assumption of Obligations	Open Interest of Assumption of Obligations	Total Number of Assumption of Obligations	Open Interest of Assumption of Obligations	Total Number of Assumption of Obligations	Open Interest of Assumption of Obligations	Total Number of Assumption of Obligations	Open Interest of Assumption of Obligations	Total Number of Assumption of Obligations	Open Interest of Assumption of Obligations	Total Number of Assumption of Obligations	Open Interest of Assumption of Obligations
Apr-15	105,283.0	1,029,850,834	12,596.0	307,949,536	26,010.0	287,413,135	47,344.0	378,303,045	19,285.0	56,130,613	48.0	54,505
May-15	108,637.0	1,059,399,776	12,940.0	306,804,196	27,590.0	296,975,044	48,625.0	389,056,865	19,416.0	56,611,095	64.0	62,075
Jun-15	102,424.0	987,568,572	12,938.0	303,655,162	26,001.0	275,711,891	45,097.0	354,062,122	18,322.0	54,075,008	66.0	63,901
Jul-15	96,174.0	940,855,928	12,467.0	299,243,740	22,867.0	249,480,088	42,019.0	337,282,680	14,516.0	54,784,884	70.0	64,536
Aug-15	98,286.0	945,175,449	12,641.0	299,825,545	23,627.0	252,893,466	42,946.0	336,518,452	19,110.0	55,872,925	71.0	65,061
Sep-15	92,109.0	922,491,935	12,391.0	294,303,589	22,408.0	244,694,736	39,736.0	329,724,548	17,487.0	53,693,253	80.0	75,711
Oct-15	95,304.0	944,446,523	12,726.0	297,520,244	23,087.0	251,338,868	41,167.5	339,177,465	18,229.5	56,318,024	94.0	91,921
Nov-15	97,800.0	958,885,649	12,927.0	293,881,553	23,589.0	256,648,717	42,326.5	348,593,616	18,870.5	57,676,692	87.0	85,071
Dec-15	88,841.5	907,180,654	12,375.0	283,399,627	21,001.0	238,956,376	36,786.5	326,584,393	18,578.0	55,178,937	101.0	102,321
Jan-16	91,465.0	931,837,775	12,602.5	297,690,995	21,581.5	247,271,125	37,905.0	336,825,300	19,285.0	59,951,613	101.0	98,741
Feb-16	97,238.5	989,867,063	13,401.5	302,443,703	22,965.5	267,759,574	40,293.5	357,106,854	20,466.0	62,427,311	112.0	129,641
Mar-16	92,811.0	939,867,264	12,632.0	289,340,169	21,288.0	246,340,654	38,043.0	341,195,904	20,736.0	62,859,119	112.0	131,418

Euroyen TIBOR (ZTIBOR)

Month-Year	Sum		0-2Y		2-5Y		5-10Y		10-20Y	
	Total Number of Assumption of Obligations	Open Interest of Assumption of Obligations	Total Number of Assumption of Obligations	Open Interest of Assumption of Obligations	Total Number of Assumption of Obligations	Open Interest of Assumption of Obligations	Total Number of Assumption of Obligations	Open Interest of Assumption of Obligations	Total Number of Assumption of Obligations	Open Interest of Assumption of Obligations
Apr-15	761.0	24,558,920	189.0	11,632,360	337.0	10,200,600	221.0	2,619,790	14.0	106,170
May-15	787.0	25,402,960	197.0	11,849,900	351.0	10,790,100	227.0	2,670,790	12.0	92,170
Jun-15	846.0	26,571,030	214.0	11,843,870	375.0	10,736,900	246.0	2,893,790	13.0	97,170
Jul-15	858.0	25,574,166	222.0	11,864,870	376.0	10,726,186	246.0	2,884,440	14.0	98,670
Aug-15	876.0	26,695,430	223.0	11,836,870	379.0	10,736,786	260.0	3,024,104	14.0	98,670
Sep-15	887.0	27,365,222	229.0	10,423,870	375.0	10,596,286	274.0	3,221,044	19.0	124,021
Oct-15	940.0	28,021,642	239.0	11,380,870	389.0	11,069,286	290.0	3,357,464	22.0	214,021
Nov-15	1,055.0	27,929,767	269.0	11,814,870	438.0	12,272,086	320.0	3,620,289	28.0	222,521
Dec-15	1,084.0	26,027,217	261.0	9,731,070	465.0	12,416,386	328.0	3,657,339	30.0	223,421
Jan-16	1,144.0	28,550,237	281.0	10,876,570	496.0	13,655,686	337.0	3,798,059	30.0	219,921
Feb-16	1,287.0	30,246,782	306.0	11,544,765	582.0	14,347,353	364.0	4,122,293	35.0	232,371
Mar-16	1,451.0	31,980,311	334.0	12,283,867	664.0	15,044,802	403.0	4,323,771	50.0	327,871

OIS

Month-Year	Sum		0-2Y		2-5Y		5-10Y		10-30Y		30+Y	
	Total Number of Assumption of Obligations	Open Interest of Assumption of Obligations	Total Number of Assumption of Obligations	Open Interest of Assumption of Obligations	Total Number of Assumption of Obligations	Open Interest of Assumption of Obligations	Total Number of Assumption of Obligations	Open Interest of Assumption of Obligations	Total Number of Assumption of Obligations	Open Interest of Assumption of Obligations	Total Number of Assumption of Obligations	Open Interest of Assumption of Obligations
Apr-15	113.0	938,010	11.0	227,500	34.0	422,000	31.0	193,440	37.0	95,070	0.0	0
May-15	147.0	1,526,740	14.0	627,500	44.0	553,830	41.0	221,140	48.0	124,270	0.0	0
Jun-15	197.0	1,759,280	18.0	709,830	61.0	636,220	66.0	286,130	63.0	126,100	0.0	0
Jul-15	217.0	2,119,630	21.0	959,830	64.0	686,220	72.0	317,480	60.0	157,100	0.0	0
Aug-15	244.0	2,399,650	23.0	1,159,830	72.0	711,920	82.0	366,300	67.0	161,800	0.0	0
Sep-15	259.0	2,600,020	26.0	1,319,830	77.0	733,280	86.0	382,600	70.0	164,300	0.0	0
Oct-15	290.0	3,026,350	38.0	1,674,830	78.0	735,690	95.0	426,000	79.0	189,830	0.0	0
Nov-15	300.0	3,343,970	40.0	1,939,830	78.0	765,930	98.0	435,000	84.0	203,450	0.0	0
Dec-15	309.0	3,708,970	49.0	2,258,110	75.0	767,410	101.0	465,000	84.0	218,450	0.0	0
Jan-16	343.0	3,939,970	56.0	2,494,110	81.0	749,210	105.0	465,000	101.0	291,250	0.0	0
Feb-16	397.0	4,899,790	84.0	3,224,110	87.0	852,420	116.0	515,000	110.0	308,250	0.0	0
Mar-16	465.0	5,677,820	98.0	3,788,790	97.0	945,420	130.0	583,000	140.0	360,610	0.0	0

Japanese Yen TIBOR (DTIBOR)

Month-Year	Sum		0-2Y		2-5Y		5-10Y	
	Total Number of Assumption of Obligations	Open Interest of Assumption of Obligations	Total Number of Assumption of Obligations	Open Interest of Assumption of Obligations	Total Number of Assumption of Obligations	Open Interest of Assumption of Obligations	Total Number of Assumption of Obligations	Open Interest of Assumption of Obligations
Apr-15	81.0	772,335	2.0	3,100	50.0	627,525	29.0	141,710
May-15	85.0	814,269	2.0	3,100	52.0	667,525	31.0	143,644
Jun-15	98.0	868,013	2.0	3,100	61.0	714,250	36.0	150,663
Jul-15	105.0	877,370	2.0	3,100	66.0	722,500	37.0	151,770
Aug-15	113.0	887,880	2.0	3,100	68.0	724,700	43.0	160,890
Sep-15	157.0	1,065,947	2.0	3,100	91.0	827,592	64.0	235,255
Oct-15	205.0	1,338,181	6.0	5,025	111.0	999,677	88.0	333,479
Nov-15	243.0	1,667,743	7.0	19,530	131.0	1,227,763	105.0	420,450
Dec-15	313.0	1,817,711	10.0	19,577	176.0	1,316,595	127.0	481,539
Jan-16	350.0	1,971,224	10.0	19,577	191.0	1,354,848	149.0	506,799
Feb-16	429.0	2,272,611	17.0	24,385	220.0	1,369,654	192.0	678,022
Mar-16	529.0	2,478,870	22.0	30,650	272.0	1,412,773	235.0	1,035,446

Basis Swap

LIBOR

(Transaction, million yen)

Month-Year	Sum		0-2Y		2-5Y		5-10Y		10-30Y		30+Y	
	Total Number of Assumption of Obligations	Open Interest of Assumption of Obligations	Total Number of Assumption of Obligations	Open Interest of Assumption of Obligations	Total Number of Assumption of Obligations	Open Interest of Assumption of Obligations	Total Number of Assumption of Obligations	Open Interest of Assumption of Obligations	Total Number of Assumption of Obligations	Open Interest of Assumption of Obligations	Total Number of Assumption of Obligations	Open Interest of Assumption of Obligations
Apr-15	4,998.0	57,383,430	538.0	15,499,770	1,300.0	19,291,380	2,129.0	18,864,150	1,031.0	3,728,130	0.0	0
May-15	5,113.0	58,279,520	534.0	15,066,990	1,372.0	20,210,250	2,174.0	19,265,930	1,033.0	3,736,350	0.0	0
Jun-15	5,294.0	59,550,120	540.0	14,639,020	1,424.0	21,193,620	2,262.0	19,816,590	1,068.0	3,900,890	0.0	0
Jul-15	5,491.0	60,909,060	562.0	14,477,150	1,486.0	21,632,340	2,350.0	20,707,050	1,093.0	4,092,520	0.0	0
Aug-15	5,595.0	61,608,400	582.0	14,763,090	1,522.0	21,957,340	2,365.0	20,752,160	1,126.0	4,135,810	0.0	0
Sep-15	5,791.0	62,953,040	578.0	13,910,380	1,587.0	22,907,200	2,455.0	21,968,380	1,160.0	4,266,180	1.0	800
Oct-15	5,866.5	64,437,510	564.0	14,289,130	1,633.5	23,589,100	2,493.5	22,250,700	1,174.5	4,307,780	1.0	800
Nov-15	5,968.5	66,116,590	583.0	14,545,130	1,647.5	23,678,210	2,535.5	22,449,710	1,201.5	4,442,740	1.0	800
Dec-15	6,127.5	66,861,440	604.0	14,482,840	1,695.5	24,116,360	2,591.5	22,686,560	1,235.5	4,574,880	1.0	800
Jan-16	6,343.5	68,092,290	635.0	14,656,110	1,718.5	24,541,310	2,701.5	24,042,150	1,297.5	4,851,920	1.0	800
Feb-16	6,583.5	71,696,620	741.0	17,435,250	1,782.5	24,931,920	2,751.5	24,453,820	1,306.5	4,873,830	2.0	1,800
Mar-16	6,706.5	72,943,650	758.0	17,676,470	1,862.0	25,644,550	2,754.0	24,650,800	1,331.5	4,971,030	1.0	800

*Including 6M-LIBOR vs 3M-LIBOR, 6M-LIBOR vs 1M-LIBOR and 3M-LIBOR vs 1M-LIBOR

Euroyen TIBOR (ZTIBOR)

(Transaction, million yen)

Month-Year	Sum		0-2Y		2-5Y		5-10Y		10-20Y	
	Total Number of Assumption of Obligations	Open Interest of Assumption of Obligations	Total Number of Assumption of Obligations	Open Interest of Assumption of Obligations	Total Number of Assumption of Obligations	Open Interest of Assumption of Obligations	Total Number of Assumption of Obligations	Open Interest of Assumption of Obligations	Total Number of Assumption of Obligations	Open Interest of Assumption of Obligations
Apr-15	807.0	16,468,830	310.0	9,160,620	366.0	6,282,120	126.0	1,012,990	3.0	34,000
May-15	829.0	16,464,180	313.0	9,009,160	370.0	6,293,430	143.0	1,127,690	3.0	34,000
Jun-15	896.0	17,149,720	333.0	9,159,500	389.0	6,598,600	171.0	1,357,620	3.0	34,000
Jul-15	919.0	17,117,690	338.0	8,919,090	393.0	6,700,430	184.0	1,469,170	4.0	39,000
Aug-15	980.0	17,459,850	366.0	9,586,980	379.0	6,194,700	210.0	1,537,170	5.0	41,000
Sep-15	1,010.0	17,450,290	367.0	9,326,150	382.0	6,145,410	248.0	1,873,730	13.0	105,000
Oct-15	1,032.0	17,485,650	355.0	8,713,630	404.0	6,708,710	260.0	1,958,310	13.0	105,000
Nov-15	1,145.0	18,289,450	371.0	8,763,260	440.0	7,082,610	318.0	2,326,580	16.0	117,000
Dec-15	1,210.0	18,989,960	382.0	9,351,560	469.0	7,030,260	337.0	2,454,160	22.0	154,000
Jan-16	1,239.0	19,385,230	385.0	9,611,540	481.0	7,181,180	349.0	2,429,510	24.0	163,000
Feb-16	1,349.0	21,485,320	420.0	10,415,690	508.0	8,121,130	389.0	2,781,250	32.0	167,250
Mar-16	1,506.0	22,657,760	439.0	11,160,150	535.0	7,781,700	476.0	3,451,510	56.0	264,400

*Including 6M-ZTIBOR vs 3M-ZTIBOR, 6M-ZTIBOR vs 1M-ZTIBOR and 3M-ZTIBOR vs 1M-ZTIBOR

Japanese Yen TIBOR (DTIBOR)

(Transaction, million yen)

Month-Year	Sum		0-2Y		2-5Y		5-10Y	
	Total Number of Assumption of Obligations	Open Interest of Assumption of Obligations	Total Number of Assumption of Obligations	Open Interest of Assumption of Obligations	Total Number of Assumption of Obligations	Open Interest of Assumption of Obligations	Total Number of Assumption of Obligations	Open Interest of Assumption of Obligations
Apr-15	0.0	0	0.0	0	0.0	0	0.0	0
May-15	0.0	0	0.0	0	0.0	0	0.0	0
Jun-15	0.0	0	0.0	0	0.0	0	0.0	0
Jul-15	0.0	0	0.0	0	0.0	0	0.0	0
Aug-15	0.0	0	0.0	0	0.0	0	0.0	0
Sep-15	1.0	22,184	1.0	22,184	0.0	0	0.0	0
Oct-15	1.0	22,184	1.0	22,184	0.0	0	0.0	0
Nov-15	1.0	22,184	1.0	22,184	0.0	0	0.0	0
Dec-15	1.0	22,184	1.0	22,184	0.0	0	0.0	0
Jan-16	1.0	22,184	1.0	22,184	0.0	0	0.0	0
Feb-16	1.0	22,184	1.0	22,184	0.0	0	0.0	0
Mar-16	1.0	22,184	1.0	22,184	0.0	0	0.0	0

*Including 6M-DTIBOR vs 3M-DTIBOR, 6M-DTIBOR vs 1M-DTIBOR and 3M-DTIBOR vs 1M-DTIBOR

LIBOR vs Euroyen TIBOR (ZTIBOR)

(Transaction, million yen)

Month-Year	Sum		0-2Y		2-5Y		5-10Y		10-20Y	
	Total Number of Assumption of Obligations	Open Interest of Assumption of Obligations	Total Number of Assumption of Obligations	Open Interest of Assumption of Obligations	Total Number of Assumption of Obligations	Open Interest of Assumption of Obligations	Total Number of Assumption of Obligations	Open Interest of Assumption of Obligations	Total Number of Assumption of Obligations	Open Interest of Assumption of Obligations
Apr-15	3,916.0	53,657,840	816.0	25,509,020	1,614.0	19,852,830	1,387.0	8,013,150	99.0	282,840
May-15	4,040.0	56,351,880	827.0	26,343,410	1,668.0	21,556,830	1,432.0	8,137,300	113.0	314,340
Jun-15	4,211.0	56,980,770	853.0	25,289,060	1,716.0	21,839,670	1,505.0	8,469,200	137.0	382,840
Jul-15	4,314.0	56,439,170	819.0	25,958,780	1,732.0	21,659,890	1,519.0	8,404,180	145.0	406,410
Aug-15	4,389.0	56,232,040	841.0	25,605,300	1,768.0	21,719,750	1,534.0	8,495,080	146.0	411,910
Sep-15	4,574.0	56,218,510	954.0	23,993,560	1,840.0	22,709,310	1,616.0	9,038,190	164.0	477,450
Oct-15	4,613.0	56,838,000	947.5	24,031,260	1,880.0	23,290,700	1,610.5	9,019,390	175.0	497,450
Nov-15	4,727.0	57,462,520	956.5	23,853,910	1,937.0	23,856,900	1,662.5	9,253,360	171.0	498,350
Dec-15	4,897.0	58,616,370	982.5	24,368,700	2,013.0	24,125,550	1,713.5	9,582,520	188.0	539,600
Jan-16	5,042.0	60,898,880	1,029.5	25,634,260	2,113.0	25,363,410	1,711.5	9,366,610	188.0	534,600
Feb-16	5,435.0	65,413,020	1,158.5	28,133,930	2,204.0	26,549,900	1,831.5	10,022,060	241.0	708,130
Mar-16	5,756.0	67,693,600	1,246.0	29,859,650	2,295.0	26,571,680	1,894.0	10,327,810	321.0	934,480

*Including 6M-LIBOR vs 6M-ZTIBOR, 6M-LIBOR vs 3M-ZTIBOR, 6M-LIBOR vs 1M-ZTIBOR, 3M-LIBOR vs 6M-ZTIBOR, 3M-LIBOR vs 3M-ZTIBOR, 3M-LIBOR vs 1M-ZTIBOR, 1M-LIBOR vs 6M-ZTIBOR, 1M-LIBOR vs 3M-ZTIBOR and 1M-LIBOR vs 1M-ZTIBOR

LIBOR vs Japanese Yen TIBOR (DTIBOR)

(Transaction, million yen)

Month-Year	Sum		0-2Y		2-5Y		5-10Y	
	Total Number of Assumption of Obligations	Open Interest of Assumption of Obligations	Total Number of Assumption of Obligations	Open Interest of Assumption of Obligations	Total Number of Assumption of Obligations	Open Interest of Assumption of Obligations	Total Number of Assumption of Obligations	Open Interest of Assumption of Obligations
Apr-15	1.0	6,000	0.0	0	0.0	0	1.0	6,000
May-15	1.0	6,000	0.0	0	0.0	0	1.0	6,000
Jun-15	1.0	6,000	0.0	0	0.0	0	1.0	6,000
Jul-15	1.0	6,000	0.0	0	0.0	0	1.0	6,000
Aug-15	1.0	6,000	0.0	0	0.0	0	1.0	6,000
Sep-15	1.0	6,000	0.0	0	0.0	0	1.0	6,000
Oct-15	1.0	6,000	0.0	0	0.0	0	1.0	6,000
Nov-15	1.0	6,000	0.0	0	0.0	0	1.0	6,000
Dec-15	1.0	6,000	0.0	0	0.0	0	1.0	6,000
Jan-16	1.0	6,000	0.0	0	0.0	0	1.0	6,000
Feb-16	1.0	6,000	0.0	0	0.0	0	1.0	6,000
Mar-16	1.0	6,000	0.0	0	0.0	0	1.0	6,000

*Including 6M-LIBOR vs 6M-DTIBOR, 6M-LIBOR vs 3M-DTIBOR, 6M-LIBOR vs 1M-DTIBOR, 3M-LIBOR vs 6M-DTIBOR, 3M-LIBOR vs 3M-DTIBOR, 3M-LIBOR vs 1M-DTIBOR, 1M-LIBOR vs 6M-DTIBOR, 1M-LIBOR vs 3M-DTIBOR and 1M-LIBOR vs 1M-DTIBOR

[USD] vs Fixed

LIBOR

(Transaction, million USD)

Month-Year	Sum		0-2Y		2-5Y		5-10Y		10-30Y	
	Total Number of Assumption of Obligations	Open Interest of Assumption of Obligations	Total Number of Assumption of Obligations	Open Interest of Assumption of Obligations	Total Number of Assumption of Obligations	Open Interest of Assumption of Obligations	Total Number of Assumption of Obligations	Open Interest of Assumption of Obligations	Total Number of Assumption of Obligations	Open Interest of Assumption of Obligations
Apr-15	-	-	-	-	-	-	-	-	-	-
May-15	-	-	-	-	-	-	-	-	-	-
Jun-15	-	-	-	-	-	-	-	-	-	-
Jul-15	-	-	-	-	-	-	-	-	-	-
Aug-15	-	-	-	-	-	-	-	-	-	-
Sep-15	0.0	0	0.0	0	0.0	0	0.0	0	0.0	0
Oct-15	0.0	0	0.0	0	0.0	0	0.0	0	0.0	0
Nov-15	1.0	10	1.0	10	0.0	0	0.0	0	0.0	0
Dec-15	1.0	10	1.0	10	0.0	0	0.0	0	0.0	0
Jan-16	1.0	10	1.0	10	0.0	0	0.0	0	0.0	0
Feb-16	1.0	10	1.0	10	0.0	0	0.0	0	0.0	0
Mar-16	1.0	10	1.0	10	0.0	0	0.0	0	0.0	0

[Note]

- The amount of Assumption of Obligation is on a notional amount basis.
- All figures in this statistics are one-sided.
- Out of the total amount of Assumption of Obligation and Open Interests, those for foreign currency/IRS are Japanese yen equivalent of such amount converted by using exchange rate as of 15:00 on the day.
- Number and amount of Assumption of Obligation do not include trades newly generated as a result of cost clearing process, including Per Trade Compression or Vendor-Initiated Compression.
- Total Number and Open Interest of assumption of obligations are the number and open interest relating the outstanding cleared trades as of 16:00 on the day. As these figures are one-sided, there may be a fraction in the number of trades as a result of post clearing process.
- These statistics can be diverted or quoted as long as the source is indicated. Please contact JSCC in advance for any reprinting etc. for commercial purposes.
- JSCC makes assurance doubly sure on the accuracy of the statistics; however, JSCC shall assume no responsibility for the users.

[Contact]

Japan Securities Clearing Corporation OTC Derivatives Clearing Service
Tel : +81-3-3665-1405
e-mail : otc@jsc.co.jp