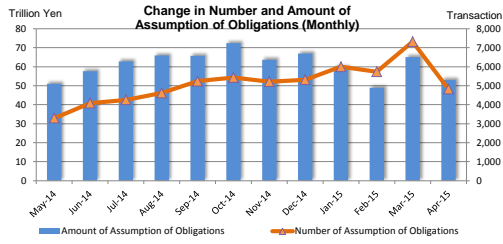


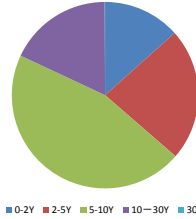
MONTHLY STATISTICAL DATA (Interest Rate Swaps)

Apr-15

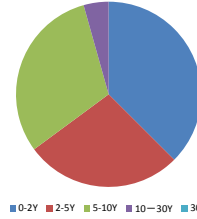
Number and Amount of Assumption of Obligations



Number of Assumption of Obligations by tenor (Apr-15)



Amount of Assumption of Obligations by tenor (Apr-15)



<Summary>

(Transaction, million yen)

Month-Year	Sum		0-2Y		2-5Y		5-10Y		10-30Y		30+Y	
	Number of Assumption of Obligations	Amount of Assumption of Obligations	Number of Assumption of Obligations	Amount of Assumption of Obligations	Number of Assumption of Obligations	Amount of Assumption of Obligations	Number of Assumption of Obligations	Amount of Assumption of Obligations	Number of Assumption of Obligations	Amount of Assumption of Obligations	Number of Assumption of Obligations	Amount of Assumption of Obligations
May-14	3,291	51,047,281	322	15,233,180	633	9,515,074	1,826	24,315,923	509	1,980,104	1	3,000
Jun-14	4,080	57,609,837	424	15,783,400	958	14,031,273	2,086	25,621,061	609	2,170,103	3	4,000
Jul-14	4,253	62,761,941	501	21,860,600	941	15,462,325	2,146	22,856,450	665	2,582,566	0	0
Aug-14	4,611	65,896,625	497	23,148,117	1,027	18,748,883	2,198	21,435,534	887	2,563,931	2	160
Sep-14	5,235	65,705,265	619	20,716,187	1,172	16,793,049	2,644	25,768,758	800	2,427,270	0	0
Oct-14	5,429	72,374,613	663	21,498,075	1,216	20,729,358	2,555	26,560,517	985	3,584,843	10	1,820
Nov-14	5,216	63,650,501	651	22,812,395	1,192	17,294,714	2,341	20,473,220	1,028	3,067,673	4	2,500
Dec-14	5,313	66,935,701	493	21,112,929	1,019	16,494,862	2,749	25,450,271	1,039	3,871,328	13	6,310
Jan-15	5,994	59,585,413	741	16,537,051	1,153	18,452,272	2,807	20,557,878	1,277	4,029,768	16	8,445
Feb-15	5,735	48,901,095	582	13,257,240	1,257	16,356,675	2,672	15,918,582	1,206	3,361,997	18	6,600
Mar-15	7,318	65,070,321	696	20,032,082	1,625	17,671,602	3,579	23,508,250	1,413	3,855,956	5	2,430
Apr-15	4,825	53,035,315	646	19,882,559	1,109	14,525,845	2,200	16,311,519	867	2,311,922	3	3,470

<Breakdown>

vs Fixed

LIBOR

(Transaction, million yen)

Month-Year	Sum		0-2Y		2-5Y		5-10Y		10-30Y		30+Y	
	Number of Assumption of Obligations	Amount of Assumption of Obligations	Number of Assumption of Obligations	Amount of Assumption of Obligations	Number of Assumption of Obligations	Amount of Assumption of Obligations	Number of Assumption of Obligations	Amount of Assumption of Obligations	Number of Assumption of Obligations	Amount of Assumption of Obligations	Number of Assumption of Obligations	Amount of Assumption of Obligations
May-14	2,948	43,626,311	248	11,701,330	508	7,231,924	1,696	22,750,223	495	1,939,834	1	3,000
Jun-14	3,729	52,637,577	383	14,399,760	832	11,501,963	1,953	24,762,771	558	1,969,083	3	4,000
Jul-14	3,982	57,870,811	449	18,930,670	865	14,383,715	2,047	22,192,190	621	2,364,236	0	0
Aug-14	4,189	60,069,295	432	20,704,917	886	16,820,883	2,037	20,216,514	832	2,326,821	2	160
Sep-14	4,742	58,606,015	569	18,440,947	1,003	13,965,579	2,432	24,014,758	738	2,184,730	0	0
Oct-14	4,994	65,809,723	574	18,550,345	1,099	19,311,338	2,371	24,527,057	940	3,419,163	10	1,820
Nov-14	4,773	56,313,661	582	19,829,155	1,047	14,603,854	2,195	19,153,610	945	2,724,543	4	2,500
Dec-14	4,694	58,090,791	440	19,055,949	829	12,904,422	2,466	22,668,681	946	3,455,428	13	6,310
Jan-15	5,623	55,464,933	723	16,128,851	1,026	16,513,512	2,635	18,990,418	1,223	3,823,708	16	8,445
Feb-15	5,106	41,521,895	543	12,389,740	1,066	12,580,925	2,354	13,430,362	1,125	3,115,267	18	6,600
Mar-15	6,421	55,196,436	616	17,535,862	1,350	13,959,737	3,148	20,197,440	1,302	3,500,966	5	2,430
Apr-15	4,280	44,904,595	582	16,500,719	941	11,884,945	1,946	14,405,049	808	2,110,412	3	3,470

Euroyen TIBOR (ZTIBOR)

(Transaction, million yen)

Month-Year	Sum		0-2Y		2-5Y		5-10Y		10-20Y	
	Number of Assumption of Obligations	Amount of Assumption of Obligations	Number of Assumption of Obligations	Amount of Assumption of Obligations	Number of Assumption of Obligations	Amount of Assumption of Obligations	Number of Assumption of Obligations	Amount of Assumption of Obligations	Number of Assumption of Obligations	Amount of Assumption of Obligations
May-14	30	1,659,040	12	1,306,500	12	340,500	6	12,040	-	-
Jun-14	17	283,800	4	30,000	7	210,500	6	43,300	-	-
Jul-14	26	1,346,000	7	859,000	14	443,000	5	44,000	-	-
Aug-14	25	1,195,500	11	879,000	7	211,000	7	105,500	-	-
Sep-14	21	497,000	15	50,000	13	247,000	3	200,000	-	-
Oct-14	34	1,653,600	20	1,319,600	13	333,000	1	1,000	-	-
Nov-14	50	1,721,500	9	940,000	17	437,500	19	304,000	5	40,000
Dec-14	101	1,675,620	6	187,000	37	896,500	49	523,250	9	68,870
Jan-15	48	798,100	2	112,500	18	377,000	27	301,300	1	7,300
Feb-15	65	1,303,330	0	0	35	980,000	27	306,330	3	17,000
Mar-15	38	450,100	7	117,000	13	200,500	18	132,600	0	0
Apr-15	42	2,433,300	13	1,699,000	8	514,000	21	220,300	0	0

OIS

(Transaction, million yen)

Month-Year	Sum		0-2Y		2-5Y		5-10Y		10-30Y		30+Y	
	Number of Assumption of Obligations	Amount of Assumption of Obligations	Number of Assumption of Obligations	Amount of Assumption of Obligations	Number of Assumption of Obligations	Amount of Assumption of Obligations	Number of Assumption of Obligations	Amount of Assumption of Obligations	Number of Assumption of Obligations	Amount of Assumption of Obligations	Number of Assumption of Obligations	Amount of Assumption of Obligations
May-14	-	-	-	-	-	-	-	-	-	-	-	-
Jun-14	-	-	-	-	-	-	-	-	-	-	-	-
Jul-14	-	-	-	-	-	-	-	-	-	-	-	-
Aug-14	-	-	-	-	-	-	-	-	-	-	-	-
Sep-14	-	-	-	-	-	-	-	-	-	-	-	-
Oct-14	-	-	-	-	-	-	-	-	-	-	-	-
Nov-14	36	332,280	5	97,500	15	194,280	3	20,600	13	19,900	0	0
Dec-14	9	115,800	2	55,000	3	55,000	2	3,500	2	2,300	0	0
Jan-15	26	188,140	0	0	7	115,000	11	45,220	8	27,920	0	0
Feb-15	11	68,220	0	0	1	10,000	6	39,870	4	18,350	0	0
Mar-15	7	51,100	1	25,000	3	21,000	1	4,000	2	1,100	0	0
Apr-15	24	182,470	3	50,000	6	46,720	7	60,250	8	25,500	0	0

Japanese Yen TIBOR (DTIBOR)

(Transaction, million yen)

Month-Year	Sum		0-2Y		2-5Y		5-10Y	
	Number of Assumption of Obligations	Amount of Assumption of Obligations	Number of Assumption of Obligations	Amount of Assumption of Obligations	Number of Assumption of Obligations	Amount of Assumption of Obligations	Number of Assumption of Obligations	Amount of Assumption of Obligations
May-14	-	-	-	-	-	-	-	-
Jun-14	-	-	-	-	-	-	-	-
Jul-14	-	-	-	-	-	-	-	-
Aug-14	-	-	-	-	-	-	-	-
Sep-14	-	-	-	-	-	-	-	-
Oct-14	-	-	-	-	-	-	-	-
Nov-14	-	-	-	-	-	-	-	-
Dec-14	15	175,700	1	1,500	7	120,400	7	53,800
Jan-15	15	181,030	1	1,600	10	176,780	4	2,650
Feb-15	21	268,200	0	0	13	202,100	8	66,100
Mar-15	29	136,595	0	0	15	106,485	14	30,110
Apr-15	3	12,360	0	0	2	11,360	1	1,000

Basis Swap

LIBOR (6M vs 3M)

(Transaction, million yen)

Month-Year	Sum		0-2Y		2-5Y		5-10Y		10-30Y		30+Y	
	Number of Assumption of Obligations	Amount of Assumption of Obligations	Number of Assumption of Obligations	Amount of Assumption of Obligations	Number of Assumption of Obligations	Amount of Assumption of Obligations	Number of Assumption of Obligations	Amount of Assumption of Obligations	Number of Assumption of Obligations	Amount of Assumption of Obligations	Number of Assumption of Obligations	Amount of Assumption of Obligations
May-14	155	2,630,120	20	827,100	35	471,200	86	1,291,550	14	40,270	0	0
Jun-14	229	3,146,060	16	775,350	65	1,499,160	98	671,530	50	200,020	0	0
Jul-14	127	1,687,110	16	865,490	20	232,760	47	370,530	44	213,330	0	0
Aug-14	164	1,751,510	9	428,900	22	397,380	78	688,120	55	237,110	0	0
Sep-14	255	3,529,750	21	1,622,740	46	641,030	126	1,023,440	62	242,540	0	0
Oct-14	230	2,931,660	20	528,340	38	501,860	127	1,735,780	45	165,680	0	0
Nov-14	220	3,094,790	16	844,560	72	1,325,940	74	658,740	58	265,550	0	0
Dec-14	265	2,892,530	20	521,740	55	645,920	128	1,467,060	62	257,810	0	0
Jan-15	123	1,171,310	6	116,600	28	369,720	57	557,030	32	127,960	0	0
Feb-15	274	3,118,300	9	125,860	58	1,555,300	149	1,293,920	58	143,220	0	0
Mar-15	371	3,814,620	9	117,000	87	1,226,400	200	2,181,030	75	290,190	0	0
Apr-15	241	2,048,260	11	133,880	71	787,190	125	1,010,180	34	117,010	0	0

Euroyen TIBOR (ZTIBOR) (6M vs 3M)

(Transaction, million yen)

Month-Year	Sum		0-2Y		2-5Y		5-10Y		10-20Y	
	Number of Assumption of Obligations	Amount of Assumption of Obligations	Number of Assumption of Obligations	Amount of Assumption of Obligations	Number of Assumption of Obligations	Amount of Assumption of Obligations	Number of Assumption of Obligations	Amount of Assumption of Obligations	Number of Assumption of Obligations	Amount of Assumption of Obligations
May-14	27	804,850	11	526,000	16	278,850	-	-	-	-
Jun-14	14	245,260	6	153,260	8	92,000	-	-	-	-
Jul-14	28	823,790	15	707,940	13	115,850	-	-	-	-
Aug-14	21	282,340	5	75,000	16	207,340	-	-	-	-
Sep-14	45	803,370	8	110,000	37	693,370	-	-	-	-
Oct-14	24	416,160	11	294,500	13	121,660	-	-	-	-
Nov-14	31	447,500	2	20,000	14	305,000	15	122,500	0	0
Dec-14	41	947,280	9	289,370	26	613,760	6	44,150	0	0
Jan-15	32	428,000	0	0	16	226,000	16	202,000	0	0
Feb-15	72	941,490	10	368,220	28	286,670	32	253,600	2	33,000
Mar-15	92	1,872,090	25	812,670	27	840,290	39	218,130	1	1,000
Apr-15	39	554,150	9	239,940	9	106,500	21	207,710	0	0

LIBOR vs Euroyen TIBOR (ZTIBOR)*

(Transaction, million yen)

Month-Year	Sum		0-2Y		2-5Y		5-10Y		10-20Y	
	Number of Assumption of Obligations	Amount of Assumption of Obligations	Number of Assumption of Obligations	Amount of Assumption of Obligations	Number of Assumption of Obligations	Amount of Assumption of Obligations	Number of Assumption of Obligations	Amount of Assumption of Obligations	Number of Assumption of Obligations	Amount of Assumption of Obligations
May-14	131	2,326,960	31	872,250	62	1,192,600	38	262,110	-	-
Jun-14	90	1,296,140	15	425,030	46	727,650	29	143,460	-	-
Jul-14	90	1,034,230	14	497,500	29	287,000	47	249,730	-	-
Aug-14	211	2,587,980	40	1,060,300	96	1,112,280	75	415,400	-	-
Sep-14	172	2,269,130	16	492,500	73	1,246,070	83	530,560	-	-
Oct-14	147	1,563,470	38	805,290	53	461,500	56	296,680	-	-
Nov-14	106	1,740,770	37	1,081,180	27	428,140	35	213,770	7	17,680
Dec-14	188	3,037,980	15	1,002,370	62	1,258,860	91	689,630	20	86,920
Jan-15	127	1,353,900	9	177,500	48	674,260	57	459,260	13	42,880
Feb-15	186	1,679,660	20	374,420	56	741,680	96	528,400	14	35,160
Mar-15	359	3,543,380	38	1,424,550	130	1,317,190	158	738,940	33	62,700
Apr-15	196	2,900,180	28	1,259,020	72	1,175,130	79	407,030	17	59,000

*Including 6M-LIBOR vs 6M-ZTIBOR, 6M-LIBOR vs 3M-ZTIBOR, 3M-LIBOR vs 6M-ZTIBOR and 3M-LIBOR vs 3M-ZTIBOR

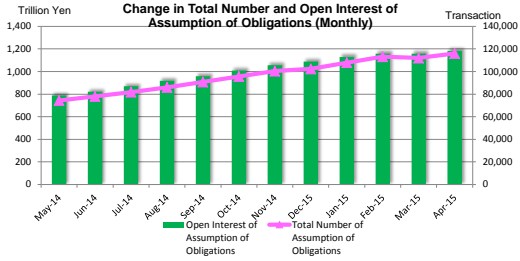
LIBOR vs Japanese Yen TIBOR (DTIBOR)*

(Transaction, million yen)

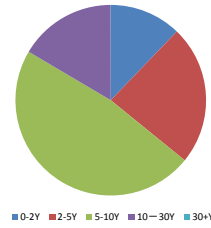
Month-Year	Sum		0-2Y		2-5Y		5-10Y	
	Number of Assumption of Obligations	Amount of Assumption of Obligations	Number of Assumption of Obligations	Amount of Assumption of Obligations	Number of Assumption of Obligations	Amount of Assumption of Obligations	Number of Assumption of Obligations	Amount of Assumption of Obligations
May-14	-	-	-	-	-	-	-	-
Jun-14	-	-	-	-	-	-	-	-
Jul-14	-	-	-	-	-	-	-	-
Aug-14	-	-	-	-	-	-	-	-
Sep-14	-	-	-	-	-	-	-	-
Oct-14	-	-	-	-	-	-	-	-
Nov-14	-	-	-	-	-	-	-	-
Dec-14	0	0	0	0	0	0	0	0
Jan-15	0	0	0	0	0	0	0	0
Feb-15	0	0	0	0	0	0	0	0
Mar-15	1	6,000	0	0	0	0	1	6,000
Apr-15	0	0	0	0	0	0	0	0

*Including 6M-LIBOR vs 6M-DTIBOR, 6M-LIBOR vs 3M-DTIBOR, 3M-LIBOR vs 6M-DTIBOR and 3M-LIBOR vs 3M-DTIBOR

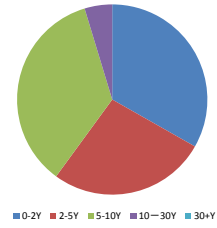
Total Number and Open Interest of Assumption of Obligations



Total Number of Assumption of Obligations by tenor (as of Apr-15)



Open Interest of Assumption of Obligations by tenor (as of Apr-15)



<Summary>

(Transaction, million yen)

Month-Year	Sum		0-2Y		2-5Y		5-10Y		10-30Y		30+Y	
	Total Number of Assumption of Obligations	Open Interest of Assumption of Obligations	Total Number of Assumption of Obligations	Open Interest of Assumption of Obligations	Total Number of Assumption of Obligations	Open Interest of Assumption of Obligations	Total Number of Assumption of Obligations	Open Interest of Assumption of Obligations	Total Number of Assumption of Obligations	Open Interest of Assumption of Obligations	Total Number of Assumption of Obligations	Open Interest of Assumption of Obligations
May-14	74,344	788,616,996	8,991	283,032,522	17,148	203,496,302	36,227	265,541,173	11,963	36,520,245	15	26,755
Jun-14	77,899	821,567,017	9,288	284,019,736	18,023	214,458,818	38,039	284,792,805	12,531	38,264,904	18	30,755
Jul-14	81,763	870,202,312	9,756	299,884,209	18,959	227,929,451	39,864	301,759,365	13,166	40,599,532	18	30,755
Aug-14	85,969	917,901,497	10,264	315,827,354	19,960	242,120,842	41,704	317,024,554	14,023	42,897,992	18	30,755
Sep-14	90,751	959,048,768	11,032	324,811,148	21,011	251,936,823	43,926	337,784,493	14,764	44,485,548	18	30,755
Oct-14	95,594	1,008,885,846	11,628	334,881,436	22,420	270,218,588	45,876	356,448,341	15,650	47,305,975	20	31,505
Nov-14	100,347	1,055,911,085	12,223	350,772,274	23,765	283,149,572	47,792	372,453,517	16,543	49,501,716	24	34,005
Dec-14	102,323	1,087,585,266	12,501	356,180,601	24,496	295,249,988	47,930	383,495,900	17,365	52,619,222	31	39,555
Jan-15	107,812	1,129,118,203	13,054	361,338,577	26,230	314,941,377	49,954	396,826,105	18,537	55,967,789	37	44,355
Feb-15	113,056	1,158,220,527	13,585	363,027,393	27,805	328,988,933	51,978	407,857,713	19,647	58,297,384	41	49,105
Mar-15	111,951	1,158,105,734	14,209	369,312,890	28,347	331,804,943	49,668	398,321,706	19,682	58,615,160	45	51,035
Apr-15	115,960	1,183,656,199	14,462	369,981,906	29,713	344,089,590	51,268	409,153,375	20,469	60,376,823	48	54,505

<Breakdown>

vs Fixed

LIBOR

(Transaction, million yen)

Month-Year	Sum		0-2Y		2-5Y		5-10Y		10-30Y		30+Y	
	Total Number of Assumption of Obligations	Open Interest of Assumption of Obligations	Total Number of Assumption of Obligations	Open Interest of Assumption of Obligations	Total Number of Assumption of Obligations	Open Interest of Assumption of Obligations	Total Number of Assumption of Obligations	Open Interest of Assumption of Obligations	Total Number of Assumption of Obligations	Open Interest of Assumption of Obligations	Total Number of Assumption of Obligations	Open Interest of Assumption of Obligations
May-14	68,705	676,357,906	7,896	221,685,312	14,967	168,635,022	34,360	251,172,423	11,467	34,836,395	15	26,755
Jun-14	71,946	710,453,667	8,152	226,792,476	15,723	177,423,728	36,065	269,762,775	11,988	36,414,034	18	30,755
Jul-14	75,554	754,930,232	8,543	239,524,379	16,585	190,343,021	37,829	286,501,745	12,579	38,530,332	18	30,755
Aug-14	79,364	797,797,147	8,974	253,677,394	17,447	202,494,062	39,542	300,999,254	13,383	40,595,682	18	30,755
Sep-14	83,696	836,278,058	9,668	263,759,748	18,365	210,204,403	41,580	320,335,453	14,065	41,947,698	18	30,755
Oct-14	88,132	880,851,896	10,173	271,791,936	19,673	227,353,698	43,359	337,076,081	14,907	44,598,675	20	31,505
Nov-14	92,472	921,618,025	10,691	285,433,584	20,896	237,865,652	45,136	351,802,947	15,725	46,481,836	24	34,005
Dec-14	93,880	952,613,236	10,894	295,096,961	21,477	247,868,618	45,018	360,385,560	16,460	49,222,602	31	39,555
Jan-15	99,030	991,375,353	11,409	300,383,247	23,107	266,160,737	46,897	372,389,085	17,584	52,396,329	37	44,355
Feb-15	103,692	1,014,425,207	11,855	300,943,623	24,525	277,617,463	48,651	381,293,723	18,620	54,521,294	41	49,105
Mar-15	101,754	1,009,504,879	12,408	308,895,250	24,794	277,240,718	45,957	368,796,176	18,550	54,521,700	45	51,035
Apr-15	105,283	1,029,850,834	12,596	307,949,536	26,010	287,413,135	47,344	378,303,045	19,285	56,130,613	48	54,505

Euroyen TIBOR (ZTIBOR)

(Transaction, million yen)

Month-Year	Sum		0-2Y		2-5Y		5-10Y		10-20Y	
	Total Number of Assumption of Obligations	Open Interest of Assumption of Obligations	Total Number of Assumption of Obligations	Open Interest of Assumption of Obligations	Total Number of Assumption of Obligations	Open Interest of Assumption of Obligations	Total Number of Assumption of Obligations	Open Interest of Assumption of Obligations	Total Number of Assumption of Obligations	Open Interest of Assumption of Obligations
May-14	331	17,736,400	99	10,986,460	169	5,751,600	63	998,340	-	-
Jun-14	344	17,280,200	99	10,276,460	178	5,968,400	67	1,035,340	-	-
Jul-14	368	18,586,200	106	11,135,460	198	6,556,900	64	893,840	-	-
Aug-14	391	19,730,700	117	11,795,460	216	7,141,900	68	799,340	-	-
Sep-14	404	18,661,700	114	10,273,460	219	7,388,900	71	999,340	-	-
Oct-14	437	20,309,300	132	11,388,860	233	7,920,100	72	1,000,340	-	-
Nov-14	487	22,030,800	140	12,228,860	251	8,457,600	91	1,304,340	5	40,000
Dec-14	582	21,372,420	160	10,944,860	278	8,656,100	132	1,682,590	12	88,870
Jan-15	629	22,160,520	161	11,047,360	296	9,033,100	159	1,983,890	13	96,170
Feb-15	690	23,358,020	168	11,373,360	323	9,592,100	184	2,281,390	15	111,170
Mar-15	721	22,145,120	175	9,928,360	332	9,711,100	200	2,399,490	14	106,170
Apr-15	761	24,558,920	189	11,632,360	337	10,200,600	221	2,619,790	14	106,170

OIS

(Transaction, million yen)

Month-Year	Sum		0-2Y		2-5Y		5-10Y		10-30Y		30+Y	
	Total Number of Assumption of Obligations	Open Interest of Assumption of Obligations	Total Number of Assumption of Obligations	Open Interest of Assumption of Obligations	Total Number of Assumption of Obligations	Open Interest of Assumption of Obligations	Total Number of Assumption of Obligations	Open Interest of Assumption of Obligations	Total Number of Assumption of Obligations	Open Interest of Assumption of Obligations	Total Number of Assumption of Obligations	Open Interest of Assumption of Obligations
May-14	-	-	-	-	-	-	-	-	-	-	-	-
Jun-14	-	-	-	-	-	-	-	-	-	-	-	-
Jul-14	-	-	-	-	-	-	-	-	-	-	-	-
Aug-14	-	-	-	-	-	-	-	-	-	-	-	-
Sep-14	-	-	-	-	-	-	-	-	-	-	-	-
Oct-14	-	-	-	-	-	-	-	-	-	-	-	-
Nov-14	36	332,280	5	97,500	15	194,280	3	20,600	13	19,900	0	0
Dec-14	45	448,080	7	152,500	17	229,280	6	44,100	15	22,200	0	0
Jan-15	71	636,220	7	152,500	24	344,280	17	89,320	23	50,120	0	0
Feb-15	82	704,440	7	152,500	25	354,280	23	129,190	27	68,470	0	0
Mar-15	89	755,540	8	177,500	28	375,280	24	133,190	29	69,570	0	0
Apr-15	113	938,010	11	227,500	34	422,000	31	193,440	37	95,070	0	0

Japanese Yen TIBOR (DTIBOR)

(Transaction, million yen)

Month-Year	Sum		0-2Y		2-5Y		5-10Y	
	Total Number of Assumption of Obligations	Open Interest of Assumption of Obligations	Total Number of Assumption of Obligations	Open Interest of Assumption of Obligations	Total Number of Assumption of Obligations	Open Interest of Assumption of Obligations	Total Number of Assumption of Obligations	Open Interest of Assumption of Obligations
May-14	-	-	-	-	-	-	-	-
Jun-14	-	-	-	-	-	-	-	-
Jul-14	-	-	-	-	-	-	-	-
Aug-14	-	-	-	-	-	-	-	-
Sep-14	-	-	-	-	-	-	-	-
Oct-14	-	-	-	-	-	-	-	-
Nov-14	-	-	-	-	-	-	-	-
Dec-14	15	175,700	1	1,500	6	120,000	8	54,200
Jan-15	29	356,430	2	3,100	16	296,780	11	56,550
Feb-15	50	624,630	2	3,100	30	505,380	18	116,150
Mar-15	78	759,975	2	3,100	48	616,165	28	140,710
Apr-15	81	772,335	2	3,100	50	627,525	29	141,710

Basis Swap

LIBOR (6M vs 3M)

(Transaction, million yen)

Month-Year	Sum		0-2Y		2-5Y		5-10Y		10-30Y		30+Y	
	Total Number of Assumption of Obligations	Open Interest of Assumption of Obligations	Total Number of Assumption of Obligations	Open Interest of Assumption of Obligations	Total Number of Assumption of Obligations	Open Interest of Assumption of Obligations	Total Number of Assumption of Obligations	Open Interest of Assumption of Obligations	Total Number of Assumption of Obligations	Open Interest of Assumption of Obligations	Total Number of Assumption of Obligations	Open Interest of Assumption of Obligations
May-14	2,647	35,446,200	361	14,067,670	749	11,076,710	1,041	8,619,970	496	1,681,850	0	0
Jun-14	2,859	37,696,860	376	14,255,320	817	12,440,990	1,123	9,149,680	543	1,850,870	0	0
Jul-14	2,980	39,042,270	398	15,155,510	833	12,383,400	1,162	9,434,160	587	2,069,200	0	0
Aug-14	3,130	40,214,720	401	15,132,250	856	12,756,280	1,233	10,023,880	640	2,302,310	0	0
Sep-14	3,378	43,164,950	439	16,479,640	885	13,162,230	1,355	10,985,230	699	2,537,850	0	0
Oct-14	3,592	45,263,010	454	16,283,980	918	13,586,190	1,477	12,685,540	743	2,707,300	0	0
Nov-14	3,798	48,006,820	475	17,060,110	984	14,699,170	1,546	13,305,240	793	2,942,300	0	0
Dec-14	4,050	50,551,350	497	17,414,910	1,033	15,209,460	1,669	14,746,030	851	3,180,950	0	0
Jan-15	4,157	50,952,460	502	16,992,660	1,064	15,523,980	1,712	15,148,130	879	3,287,690	0	0
Feb-15	4,413	53,537,760	516	16,900,470	1,119	16,983,030	1,844	16,253,450	934	3,400,810	0	0
Mar-15	4,772	56,445,280	524	16,271,690	1,219	18,245,880	2,025	18,267,830	1,004	3,659,880	0	0
Apr-15	4,998	57,383,430	538	15,499,770	1,300	19,291,380	2,129	18,864,150	1,031	3,728,130	0	0

Euroyen TIBOR (ZTIBOR) (6M vs 3M)

(Transaction, million yen)

Month-Year	Sum		0-2Y		2-5Y		5-10Y		10-20Y	
	Total Number of Assumption of Obligations	Open Interest of Assumption of Obligations	Total Number of Assumption of Obligations	Open Interest of Assumption of Obligations	Total Number of Assumption of Obligations	Open Interest of Assumption of Obligations	Total Number of Assumption of Obligations	Open Interest of Assumption of Obligations	Total Number of Assumption of Obligations	Open Interest of Assumption of Obligations
May-14	443	12,610,900	187	8,120,530	256	4,490,370	-	-	-	-
Jun-14	456	12,656,160	201	8,216,940	255	4,439,220	-	-	-	-
Jul-14	482	13,329,950	220	8,873,030	262	4,456,920	-	-	-	-
Aug-14	502	13,532,290	233	8,985,380	269	4,546,910	-	-	-	-
Sep-14	534	13,769,260	247	8,934,800	287	4,824,460	-	-	-	-
Oct-14	554	13,898,370	257	9,027,250	297	4,871,120	-	-	-	-
Nov-14	581	14,121,120	261	8,914,130	305	5,084,490	15	122,500	0	0
Dec-14	614	14,168,400	273	8,516,580	320	5,485,170	21	166,650	0	0
Jan-15	642	14,471,400	277	8,521,230	328	5,581,520	37	368,650	0	0
Feb-15	702	14,997,890	286	8,645,060	345	5,697,580	69	622,250	2	33,000
Mar-15	781	16,489,980	305	9,235,530	367	6,396,070	106	824,380	3	34,000
Apr-15	807	16,488,830	310	9,160,620	368	6,282,120	126	1,012,090	3	34,000

LIBOR vs Euroyen TIBOR (ZTIBOR)*

(Transaction, million yen)

Month-Year	Sum		0-2Y		2-5Y		5-10Y		10-20Y	
	Total Number of Assumption of Obligations	Open Interest of Assumption of Obligations	Total Number of Assumption of Obligations	Open Interest of Assumption of Obligations	Total Number of Assumption of Obligations	Open Interest of Assumption of Obligations	Total Number of Assumption of Obligations	Open Interest of Assumption of Obligations	Total Number of Assumption of Obligations	Open Interest of Assumption of Obligations
May-14	2,218	46,465,590	448	28,172,550	1,007	13,542,600	763	4,750,440	-	-
Jun-14	2,294	43,480,230	460	24,478,540	1,050	14,156,480	784	4,845,210	-	-
Jul-14	2,379	44,313,660	489	25,195,830	1,081	14,189,210	809	4,928,620	-	-
Aug-14	2,582	46,620,640	539	26,236,870	1,182	15,181,690	861	5,202,080	-	-
Sep-14	2,739	47,184,800	564	25,363,500	1,255	16,356,830	920	5,464,470	-	-
Oct-14	2,879	48,563,270	612	26,389,410	1,299	16,487,480	968	5,686,380	-	-
Nov-14	2,973	49,802,040	651	27,038,090	1,314	16,848,380	1,001	5,897,890	7	17,680
Dec-14	3,137	48,256,020	669	24,053,290	1,365	17,681,360	1,076	6,416,770	27	104,600
Jan-15	3,254	49,165,420	696	24,238,480	1,399	18,000,980	1,121	6,790,480	38	135,480
Feb-15	3,427	50,572,580	751	25,009,280	1,438	18,239,100	1,189	7,161,560	49	162,640
Mar-15	3,755	51,998,960	787	24,801,460	1,559	19,219,730	1,327	7,753,930	82	223,840
Apr-15	3,916	53,657,840	816	25,509,020	1,614	19,852,830	1,387	8,013,150	99	282,840

*Including 6M-LIBOR vs 6M-ZTIBOR, 6M-LIBOR vs 3M-ZTIBOR, 3M-LIBOR vs 6M-ZTIBOR and 3M-LIBOR vs 3M-ZTIBOR

LIBOR vs Japanese Yen TIBOR (DTIBOR)*

(Transaction, million yen)

Month-Year	Sum		0-2Y		2-5Y		5-10Y	
	Total Number of Assumption of Obligations	Open Interest of Assumption of Obligations	Total Number of Assumption of Obligations	Open Interest of Assumption of Obligations	Total Number of Assumption of Obligations	Open Interest of Assumption of Obligations	Total Number of Assumption of Obligations	Open Interest of Assumption of Obligations
May-14	-	-	-	-	-	-	-	-
Jun-14	-	-	-	-	-	-	-	-
Jul-14	-	-	-	-	-	-	-	-
Aug-14	-	-	-	-	-	-	-	-
Sep-14	-	-	-	-	-	-	-	-
Oct-14	-	-	-	-	-	-	-	-
Nov-14	-	-	-	-	-	-	-	-
Dec-14	0	0	0	0	0	0	0	0
Jan-15	0	0	0	0	0	0	0	0
Feb-15	0	0	0	0	0	0	0	0
Mar-15	1	6,000	0	0	0	0	1	6,000
Apr-15	1	6,000	0	0	0	0	1	6,000

*Including 6M-LIBOR vs 6M-DTIBOR, 6M-LIBOR vs 3M-DTIBOR, 3M-LIBOR vs 6M-DTIBOR and 3M-LIBOR vs 3M-DTIBOR

[Note]

- The amount of Assumption of Obligation is on a notional amount basis.
- All figures in this statistics are one-sided.
- Total Number and Open Interest of assumption of obligations are the number and open interest relating the outstanding cleared trades as of 16:00 on the day (excluding the terminated trades and the matured trades).
- These statistics can be diverted or quoted as long as the source is indicated. Please contact JSCC in advance for any reprinting etc. for commercial purposes.
- JSCC makes assurance doubly sure on the accuracy of the statistics; however, JSCC shall assume no responsibility for the users.

[Contact]

Japan Securities Clearing Corporation OTC Derivatives Clearing Service
 Tel : +81-3-3665-1405
 e-mail : otc@jicc.co.jp