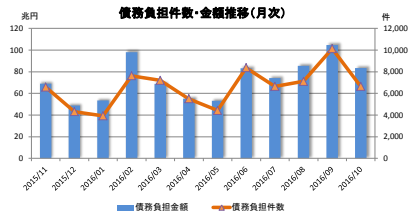


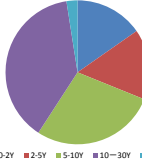
月次統計データ(金利スワップ)

2016/10

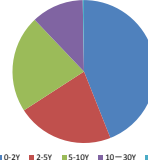
債務負担件数・金額



債務負担件数(テナー別)



債務負担金額(テナー別)



<合計>

年/月	合計		0-2Y		2-5Y		5-10Y		10-30Y		30+Y	
	債務負担件数	債務負担金額	債務負担件数	債務負担金額	債務負担件数	債務負担金額	債務負担件数	債務負担金額	債務負担件数	債務負担金額	債務負担件数	債務負担金額
2015/11	6,576	68,904,161	706	15,317,920	1,243	17,954,138	2,392	22,827,392	2,155	12,621,501	80	183,210
2015/12	4,310	48,743,137	249	9,814,222	682	12,139,367	1,454	15,242,428	1,822	11,401,385	103	145,735
2016/01	3,918	53,352,451	304	12,577,885	674	16,899,804	1,226	13,522,551	1,634	10,442,372	80	119,840
2016/02	7,631	97,891,144	731	23,150,467	1,561	30,247,352	2,458	27,745,926	2,755	16,645,470	126	192,030
2016/03	7,199	68,681,046	594	21,855,390	1,089	13,808,925	2,139	18,656,388	3,173	14,055,932	204	304,410
2016/04	5,500	55,053,550	668	19,910,277	701	10,160,137	1,724	14,275,698	2,281	10,540,048	126	167,390
2016/05	4,420	53,111,836	530	20,457,229	723	12,491,901	1,357	12,000,293	1,741	8,059,793	69	102,620
2016/06	8,368	83,144,626	647	24,054,846	1,122	18,214,634	2,332	21,930,890	3,984	18,560,182	283	384,074
2016/07	6,838	74,095,394	778	29,618,027	931	15,579,683	1,750	17,902,468	2,869	10,821,196	310	374,010
2016/08	7,104	85,409,681	813	33,862,650	1,170	17,858,800	2,235	20,552,807	2,703	12,704,573	183	229,852
2016/09	10,125	104,600,735	893	38,375,468	1,328	18,052,806	3,137	26,999,978	4,400	20,846,868	277	325,616
2016/10	6,645	83,345,258	1,016	36,650,402	1,052	18,242,405	1,863	18,365,831	2,550	9,856,098	164	230,522

<内訳>

【JPY】

vs Fixed

LIBOR

年/月	合計		0-2Y		2-5Y		5-10Y		10-30Y		30+Y	
	債務負担件数	債務負担金額	債務負担件数	債務負担金額	債務負担件数	債務負担金額	債務負担件数	債務負担金額	債務負担件数	債務負担金額	債務負担件数	債務負担金額
2015/11	5,596	57,412,710	592	12,422,688	963	13,839,010	1,982	19,118,612	1,983	11,888,711	76	137,710
2015/12	3,711	41,886,318	210	8,147,830	551	9,869,560	1,183	13,315,878	1,665	10,508,315	102	144,735
2016/01	3,331	43,014,048	258	10,641,885	491	11,673,374	1,044	11,268,990	1,460	9,325,130	78	104,670
2016/02	6,510	83,044,439	570	18,144,805	1,195	24,326,596	2,111	24,957,769	2,511	15,429,240	123	186,030
2016/03	6,113	56,042,713	491	17,260,720	782	9,871,235	1,762	15,871,325	2,880	12,740,122	198	299,310
2016/04	5,028	47,417,990	571	15,919,647	612	6,651,137	1,573	13,061,378	2,146	9,718,348	126	167,390
2016/05	3,965	45,393,711	478	17,945,469	613	9,500,803	1,190	10,484,959	1,615	7,359,880	69	102,620
2016/06	7,364	71,158,816	535	21,301,578	924	14,425,597	1,992	18,636,663	3,635	16,415,405	278	379,574
2016/07	6,064	68,462,153	710	27,628,900	841	14,233,193	1,553	16,588,314	2,656	9,650,036	304	361,710
2016/08	6,359	77,290,963	745	32,090,130	1,008	15,167,400	1,956	18,123,949	2,471	11,690,393	181	229,102
2016/09	8,921	93,008,017	783	34,203,037	1,130	15,548,221	2,701	23,719,991	4,035	19,216,053	272	320,716
2016/10	6,140	77,901,628	959	35,026,802	969	17,165,365	1,702	16,779,321	2,347	8,703,618	163	226,522

ユーロ円TIBOR (ZTIBOR)

年/月	合計		0-2Y		2-5Y		5-10Y		10-20Y	
	債務負担件数	債務負担金額	債務負担件数	債務負担金額	債務負担件数	債務負担金額	債務負担件数	債務負担金額	債務負担件数	債務負担金額
2015/11	148	2,878,300	33	845,000	46	1,114,300	55	802,500	14	116,500
2015/12	48	681,900	2	20,000	18	391,200	20	194,800	8	46,900
2016/01	68	2,835,100	10	235,000	37	2,177,200	18	417,900	3	5,000
2016/02	164	2,131,789	12	253,276	99	1,402,944	33	322,519	20	153,050
2016/03	195	3,212,100	22	1,425,000	96	1,340,200	39	279,900	28	167,000
2016/04	48	1,599,850	18	1,063,000	8	196,850	8	40,000	14	300,000
2016/05	58	1,659,641	14	785,000	18	434,641	15	229,300	11	210,700
2016/06	91	1,206,600	19	442,000	21	274,000	15	93,000	36	397,600
2016/07	48	970,000	9	411,000	8	192,500	4	3,800	27	362,700
2016/08	60	1,155,750	7	302,900	17	454,850	19	282,500	17	115,500
2016/09	167	2,568,900	17	1,286,000	8	101,400	75	867,700	67	313,700
2016/10	48	753,450	11	390,000	13	210,000	7	27,200	17	126,250

OIS

年/月	合計		0-2Y		2-5Y		5-10Y		10-30Y		30+Y	
	債務負担件数	債務負担金額	債務負担件数	債務負担金額	債務負担件数	債務負担金額	債務負担件数	債務負担金額	債務負担件数	債務負担金額	債務負担件数	債務負担金額
2015/11	20	995,540	2	210,000	3	148,000	5	17,000	10	23,540	0	0
2015/12	10	415,000	1	100,000	6	270,000	1	20,000	2	25,000	0	0
2016/01	35	340,600	3	170,000	6	54,300	4	23,500	22	92,300	0	0
2016/02	55	910,210	16	485,000	17	343,210	9	40,000	13	42,000	0	0
2016/03	69	803,040	11	519,680	11	145,000	14	70,000	32	67,760	1	600
2016/04	48	831,350	10	605,000	13	140,000	10	47,000	15	39,350	0	0
2016/05	20	272,000	7	195,000	3	43,400	4	22,000	6	11,600	0	0
2016/06	94	530,510	3	84,560	12	167,430	19	97,450	59	180,070	1	1,000
2016/07	64	1,044,630	18	705,000	6	146,650	16	113,630	20	70,950	4	9,300
2016/08	65	914,250	18	620,100	16	208,550	10	37,000	21	48,600	0	0
2016/09	80	912,330	16	621,130	8	140,150	7	41,140	48	107,910	1	2,000
2016/10	33	437,240	4	157,000	6	124,260	9	95,000	14	60,980	0	0

日本円TIBOR (DTIBOR)

年/月	合計		0-2Y		2-5Y		5-10Y	
	債務負担件数	債務負担金額	債務負担件数	債務負担金額	債務負担件数	債務負担金額	債務負担件数	債務負担金額
2015/11	51	366,303	6	26,325	15	123,989	30	215,990
2015/12	64	119,309	3	82	20	6,947	41	110,280
2016/01	29	108,171	0	0	6	4,400	23	103,771
2016/02	91	216,746	6	3,575	43	28,642	42	184,529
2016/03	93	142,883	11	10	27	12,330	65	130,554
2016/04	12	28,510	1	10	1	200	10	28,300
2016/05	14	28,311	0	0	5	7,197	9	21,114
2016/06	56	51,155	7	169	15	2,927	34	48,060
2016/07	19	5,174	1	20	4	1,850	14	3,304
2016/08	32	122,278	1	20	13	48,340	18	73,918
2016/09	84	246,358	6	8,051	22	57,730	56	180,577
2016/10	10	23,630	3	1,330	4	2,200	3	20,100

