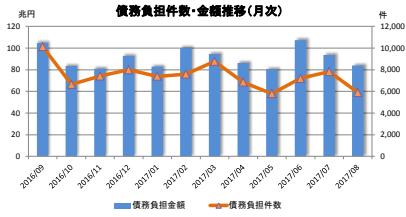


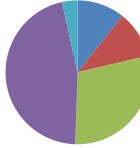
月次統計データ(金利スワップ)

2017/08

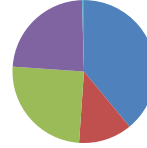
債務負担件数・金額



債務負担件数(テナー別)



債務負担金額(テナー別)



<合計>

年/月	合計		0-2Y		2-5Y		5-10Y		10-30Y		30+Y	
	債務負担件数	債務負担金額	債務負担件数	債務負担金額	債務負担件数	債務負担金額	債務負担件数	債務負担金額	債務負担件数	債務負担金額	債務負担件数	債務負担金額
2016/09	10,125	104,600,735	893	38,375,468	1,328	18,052,806	3,137	26,999,978	4,490	20,846,868	277	325,616
2016/10	6,645	83,345,258	1,016	36,650,402	1,052	18,242,405	1,863	18,365,831	2,550	9,856,098	164	230,522
2016/11	7,410	80,778,412	742	26,721,656	1,052	16,123,296	2,150	21,803,216	3,239	15,805,614	227	324,670
2016/12	7,988	92,703,533	662	31,471,540	946	17,036,366	2,286	22,541,006	3,879	21,334,938	215	319,683
2017/01	7,392	82,740,364	674	31,640,571	804	12,764,067	2,226	21,558,781	3,402	16,563,080	196	223,865
2017/02	7,591	99,927,071	735	45,970,378	783	13,366,800	2,240	22,085,585	3,617	18,200,302	216	305,005
2017/03	8,771	94,468,142	713	28,863,770	1,084	18,392,668	2,647	24,533,180	4,189	22,488,903	138	189,621
2017/04	6,854	86,154,078	662	29,887,440	641	15,133,978	1,827	20,689,050	3,535	20,151,325	189	292,286
2017/05	5,787	80,489,448	694	34,129,378	800	13,394,026	1,724	19,455,957	2,453	12,688,859	136	251,427
2017/06	7,193	107,292,143	877	44,209,963	999	19,634,834	2,127	26,515,712	3,054	16,679,385	136	252,250
2017/07	7,814	93,586,852	689	28,731,178	901	18,603,218	2,132	24,491,003	3,836	21,271,610	256	489,843
2017/08	5,892	83,847,922	632	32,699,695	624	10,145,650	1,720	20,957,328	2,712	19,686,308	204	358,940

<内訳>

[JPY]

vs Fixed

LIBOR

年/月	合計		0-2Y		2-5Y		5-10Y		10-30Y		30+Y	
	債務負担件数	債務負担金額	債務負担件数	債務負担金額	債務負担件数	債務負担金額	債務負担件数	債務負担金額	債務負担件数	債務負担金額	債務負担件数	債務負担金額
2016/09	8,921	83,008,017	783	34,203,037	1,130	15,548,221	2,701	23,719,991	4,036	19,216,053	272	320,716
2016/10	6,140	77,301,628	959	35,026,802	969	17,165,365	1,702	16,779,321	2,347	8,703,618	163	226,522
2016/11	6,701	73,507,808	660	24,925,368	894	13,940,545	1,908	19,606,191	3,017	14,712,114	222	321,593
2016/12	7,301	84,291,545	583	28,325,700	811	15,074,324	2,019	20,298,222	3,675	20,274,615	213	318,683
2017/01	6,736	74,559,281	625	29,267,670	684	9,976,006	2,031	19,720,179	3,212	15,394,061	184	201,365
2017/02	6,760	99,790,295	667	42,751,208	605	10,444,152	1,966	19,619,447	3,306	16,630,393	216	305,005
2017/03	7,353	78,394,110	628	24,091,545	774	11,655,791	2,104	19,555,804	3,712	20,448,359	135	182,621
2017/04	6,027	72,893,561	563	25,477,405	478	11,376,363	1,511	16,918,293	3,292	18,638,735	183	282,766
2017/05	5,063	71,809,796	623	31,743,840	668	11,624,435	1,416	16,633,587	2,225	11,573,507	131	234,427
2017/06	6,344	82,639,108	733	37,000,673	842	16,588,610	1,906	23,798,232	2,730	14,966,965	133	244,530
2017/07	7,091	82,411,123	565	23,808,998	713	15,264,158	1,950	22,853,874	3,613	20,111,450	250	472,643
2017/08	5,136	67,032,986	505	22,376,205	468	7,995,244	1,460	17,999,870	2,501	18,306,227	202	355,440

ユーロ円TIBOR (ZTIBOR)

年/月	合計		0-2Y		2-5Y		5-10Y		10-20Y	
	債務負担件数	債務負担金額	債務負担件数	債務負担金額	債務負担件数	債務負担金額	債務負担件数	債務負担金額	債務負担件数	債務負担金額
2016/09	187	2,568,900	17	1,266,000	8	101,400	75	867,700	87	313,700
2016/10	48	753,450	11	300,000	13	210,000	7	27,200	17	136,250
2016/11	116	1,544,310	26	482,660	18	317,000	36	488,300	36	256,350
2016/12	45	695,868	4	60,000	17	522,000	3	9,000	21	104,868
2017/01	71	670,900	6	195,000	6	52,000	31	331,900	28	92,000
2017/02	101	1,269,100	10	298,000	21	415,600	37	403,100	33	152,400
2017/03	112	4,272,850	10	1,711,000	45	2,061,300	27	343,000	30	157,550
2017/04	84	753,200	7	109,800	5	62,500	46	416,500	26	164,400
2017/05	39	350,230	2	73,600	6	39,000	23	181,500	8	56,100
2017/06	56	1,191,600	5	145,000	7	157,600	19	569,500	25	319,500
2017/07	65	840,500	7	163,000	6	174,000	29	291,500	13	212,000
2017/08	32	623,560	6	250,000	2	18,000	16	263,700	8	91,860

OIS

年/月	合計		0-2Y		2-5Y		5-10Y		10-30Y		30+Y	
	債務負担件数	債務負担金額	債務負担件数	債務負担金額	債務負担件数	債務負担金額	債務負担件数	債務負担金額	債務負担件数	債務負担金額	債務負担件数	債務負担金額
2016/09	80	312,330	16	621,130	8	140,150	7	41,140	48	107,910	1	2,000
2016/10	33	437,240	4	157,000	6	124,260	9	95,000	14	60,980	0	0
2016/11	29	173,000	1	10,000	3	20,000	12	95,000	13	46,000	0	0
2016/12	49	679,390	7	510,000	6	54,000	6	25,000	29	89,890	1	500
2017/01	56	625,004	7	385,004	4	72,500	12	95,500	32	71,004	1	1,000
2017/02	87	1,440,960	18	1,062,260	10	100,340	26	168,950	33	109,410	0	0
2017/03	36	496,190	2	245,000	10	194,240	7	26,000	17	39,950	0	0
2017/04	51	316,925	8	165,000	6	45,000	17	58,615	17	45,790	3	2,520
2017/05	25	402,350	2	301,000	3	35,500	8	47,500	12	18,350	0	0
2017/06	28	823,750	5	596,700	9	170,000	3	28,000	11	20,050	0	0
2017/07	66	1,039,250	10	610,900	18	231,630	10	108,460	27	88,060	1	200
2017/08	38	2,371,550	15	2,240,780	1	50,000	7	34,760	14	43,010	1	3,000

日本円TIBOR (DTIBOR)

年/月	合計		0-2Y		2-5Y		5-10Y	
	債務負担件数	債務負担金額	債務負担件数	債務負担金額	債務負担件数	債務負担金額	債務負担件数	債務負担金額
2016/09	84	246,358	6	8,051	22	57,730	56	180,577
2016/10	10	23,520	3	1,330	4	1,230	3	20,100
2016/11	49	210,734	5	128	14	14,741	30	195,865
2016/12	77	180,546	0	0	14	4,171	63	176,374
2017/01	18	10,284	3	1,781	6	5,511	9	3,012
2017/02	29	27,008	2	50	10	9,709	17	17,249
2017/03	84	29,328	3	45	31	4,937	50	24,346
2017/04	8	4,017	1	15	2	300	5	3,702
2017/05	26	5,290	11	2,178	9	1,661	6	1,550
2017/06	36	13,614	0	0	11	2,754	25	10,860
2017/07	20	15,749	1	200	8	2,201	11	13,349
2017/08	33	408,914	8	90,300	54	243,126	31	75,488

Basis Swap

LIBOR

(単位: 件、百万円)

年/月	合計		0-2Y		2-5Y		5-10Y		10-30Y		30+Y	
	債務負担件数	債務負担金額	債務負担件数	債務負担金額	債務負担件数	債務負担金額	債務負担件数	債務負担金額	債務負担件数	債務負担金額	債務負担件数	債務負担金額
2016/09	310	3,558,090	32	1,493,850	36	551,830	115	996,880	123	512,830	4	2,900
2016/10	236	2,711,680	14	610,270	16	139,960	113	1,288,500	34	609,860	1	4,000
2016/11	236	2,340,920	11	517,200	47	715,390	91	743,450	82	361,800	5	3,080
2016/12	227	3,442,210	19	1,243,760	45	562,950	105	1,237,540	57	397,460	1	500
2017/01	313	4,129,300	25	1,272,360	40	1,022,620	93	1,017,620	146	734,980	11	21,500
2017/02	407	4,786,820	23	904,910	78	1,353,580	145	1,525,340	161	1,002,990	0	0
2017/03	418	5,613,230	25	1,368,300	61	1,376,180	163	1,866,530	166	995,220	3	7,000
2017/04	280	5,556,590	31	2,211,280	69	1,516,900	85	1,153,440	92	685,970	3	7,000
2017/05	353	4,218,710	33	1,230,230	42	874,370	154	1,626,680	119	667,430	5	17,000
2017/06	329	7,587,530	59	4,042,730	53	1,430,050	80	1,312,720	134	794,210	3	7,720
2017/07	296	4,884,180	47	2,580,850	50	846,730	71	748,030	123	691,570	5	17,000
2017/08	288	3,836,480	20	749,790	33	639,090	108	1,687,780	106	779,320	1	500

※6M-LIBOR vs 3M-LIBOR、6M-LIBOR vs 1M-LIBOR及び3M-LIBOR vs 1M-LIBORが対象

ユーロ円TIBOR (ZTIBOR)

(単位: 件、百万円)

年/月	合計		0-2Y		2-5Y		5-10Y		10-20Y	
	債務負担件数	債務負担金額	債務負担件数	債務負担金額	債務負担件数	債務負担金額	債務負担件数	債務負担金額	債務負担件数	債務負担金額
2016/09	121	1,202,540	13	207,180	36	533,880	30	269,670	42	191,810
2016/10	45	312,930	0	0	13	170,000	15	68,730	17	74,200
2016/11	28	217,460	3	40,000	9	100,000	8	49,760	8	27,700
2016/12	61	782,860	15	244,360	17	213,000	23	283,500	6	42,000
2017/01	35	291,500	0	0	12	180,000	7	51,000	16	60,500
2017/02	40	313,280	0	0	14	119,000	13	113,280	13	81,000
2017/03	131	1,852,610	12	423,350	32	609,670	47	620,110	40	199,480
2017/04	80	1,130,320	3	80,000	17	500,600	24	266,240	36	283,480
2017/05	47	655,630	0	0	12	399,850	22	170,800	13	84,980
2017/06	57	808,540	8	150,850	25	492,640	10	92,500	14	72,550
2017/07	50	735,920	4	65,000	30	573,020	11	81,400	5	16,500
2017/08	52	723,490	8	240,000	16	290,000	11	119,000	17	74,490

※6M-ZTIBOR vs 3M-ZTIBOR、6M-ZTIBOR vs 1M-ZTIBOR及び3M-ZTIBOR vs 1M-ZTIBORが対象

日本円TIBOR (DTIBOR)

(単位: 件、百万円)

年/月	合計		0-2Y		2-5Y		5-10Y	
	債務負担件数	債務負担金額	債務負担件数	債務負担金額	債務負担件数	債務負担金額	債務負担件数	債務負担金額
2016/09	0	0	0	0	0	0	0	0
2016/10	0	0	0	0	0	0	0	0
2016/11	0	0	0	0	0	0	0	0
2016/12	0	0	0	0	0	0	0	0
2017/01	0	0	0	0	0	0	0	0
2017/02	0	0	0	0	0	0	0	0
2017/03	0	0	0	0	0	0	0	0
2017/04	0	0	0	0	0	0	0	0
2017/05	0	0	0	0	0	0	0	0
2017/06	0	0	0	0	0	0	0	0
2017/07	0	0	0	0	0	0	0	0
2017/08	0	0	0	0	0	0	0	0

※6M-DTIBOR vs 3M-DTIBOR、6M-DTIBOR vs 1M-DTIBOR及び3M-DTIBOR vs 1M-DTIBORが対象

LIBOR vs ユーロ円TIBOR (ZTIBOR)

(単位: 件、百万円)

年/月	合計		0-2Y		2-5Y		5-10Y		10-20Y	
	債務負担件数	債務負担金額	債務負担件数	債務負担金額	債務負担件数	債務負担金額	債務負担件数	債務負担金額	債務負担件数	債務負担金額
2016/09	412	3,099,835	26	556,420	88	1,119,595	153	924,020	145	499,800
2016/10	132	1,194,700	25	465,000	33	431,620	14	86,890	60	211,190
2016/11	249	2,764,180	36	746,300	67	1,013,580	65	624,650	81	379,650
2016/12	223	2,604,610	34	1,087,720	36	605,920	67	511,370	86	399,600
2017/01	156	2,449,470	10	518,760	52	1,455,430	43	339,370	51	134,910
2017/02	158	2,268,460	15	913,950	45	923,420	36	238,220	62	192,870
2017/03	630	6,258,600	33	1,024,530	131	2,490,560	249	2,097,390	217	646,120
2017/04	323	5,698,965	49	1,843,940	64	1,630,315	139	1,872,260	71	352,450
2017/05	232	3,951,600	23	778,530	60	1,219,280	95	791,340	54	292,850
2017/06	339	4,326,280	67	2,274,010	52	784,180	84	702,900	136	565,190
2017/07	235	3,660,030	55	1,502,230	76	1,511,480	50	394,390	54	251,930
2017/08	253	8,746,550	70	6,752,620	50	910,190	86	796,230	47	237,510

※6M-LIBOR vs 6M-ZTIBOR、6M-LIBOR vs 3M-ZTIBOR、6M-LIBOR vs 1M-ZTIBOR、3M-LIBOR vs 6M-ZTIBOR、3M-LIBOR vs 3M-ZTIBOR、3M-LIBOR vs 1M-ZTIBOR、1M-LIBOR vs 6M-ZTIBOR、1M-LIBOR vs 3M-ZTIBOR及び1M-LIBOR vs 1M-ZTIBORが対象

LIBOR vs 日本円TIBOR (DTIBOR)

(単位: 件、百万円)

年/月	合計		0-2Y		2-5Y		5-10Y	
	債務負担件数	債務負担金額	債務負担件数	債務負担金額	債務負担件数	債務負担金額	債務負担件数	債務負担金額
2016/09	0	0	0	0	0	0	0	0
2016/10	0	0	0	0	0	0	0	0
2016/11	0	0	0	0	0	0	0	0
2016/12	0	0	0	0	0	0	0	0
2017/01	0	0	0	0	0	0	0	0
2017/02	0	0	0	0	0	0	0	0
2017/03	0	0	0	0	0	0	0	0
2017/04	0	0	0	0	0	0	0	0
2017/05	0	0	0	0	0	0	0	0
2017/06	0	0	0	0	0	0	0	0
2017/07	0	0	0	0	0	0	0	0
2017/08	0	0	0	0	0	0	0	0

※6M-LIBOR vs 6M-DTIBOR、6M-LIBOR vs 3M-DTIBOR、6M-LIBOR vs 1M-DTIBOR、3M-LIBOR vs 6M-DTIBOR、3M-LIBOR vs 3M-DTIBOR、3M-LIBOR vs 1M-DTIBOR、1M-LIBOR vs 6M-DTIBOR、1M-LIBOR vs 3M-DTIBOR及び1M-LIBOR vs 1M-DTIBORが対象

ユーロ円TIBOR (ZTIBOR) vs 日本円TIBOR (DTIBOR)

(単位: 件、百万円)

年/月	合計		0-2Y		2-5Y		5-10Y	
	債務負担件数	債務負担金額	債務負担件数	債務負担金額	債務負担件数	債務負担金額	債務負担件数	債務負担金額
2016/09	0	0	0	0	0	0	0	0
2016/10	0	0	0	0	0	0	0	0
2016/11	0	0	0	0	0	0	0	0
2016/12	0	0	0	0	0	0	0	0
2017/01	0	0	0	0	0	0	0	0
2017/02	0	0	0	0	0	0	0	0
2017/03	0	0	0	0	0	0	0	0
2017/04	0	0	0	0	0	0	0	0
2017/05	0	0	0	0	0	0	0	0
2017/06	0	0	0	0	0	0	0	0
2017/07	0	0	0	0	0	0	0	0
2017/08	0	0	0	0	0	0	0	0

※6M-ZTIBOR vs 6M-DTIBOR、6M-ZTIBOR vs 3M-DTIBOR、6M-ZTIBOR vs 1M-DTIBOR、3M-ZTIBOR vs 6M-DTIBOR、3M-ZTIBOR vs 3M-DTIBOR、3M-ZTIBOR vs 1M-DTIBOR、1M-ZTIBOR vs 6M-DTIBOR、1M-ZTIBOR vs 3M-DTIBOR及び1M-ZTIBOR vs 1M-DTIBORが対象

[USD]

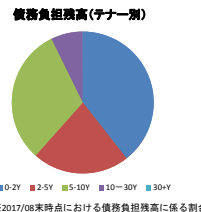
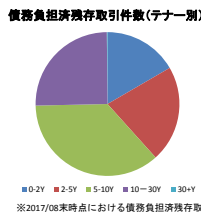
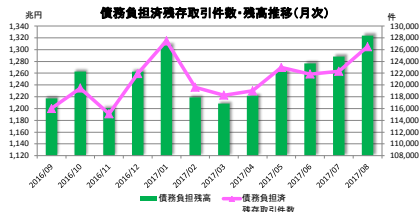
vs Fixed

LIBOR

(単位: 件、百万米ドル)

年/月	合計		0-2Y		2-5Y		5-10Y		10-30Y	
	債務負担件数	債務負担金額	債務負担件数	債務負担金額	債務負担件数	債務負担金額	債務負担件数	債務負担金額	債務負担件数	債務負担金額
2016/09	0	0	0	0	0	0	0	0	0	0
2016/10	0	0	0	0	0	0	0	0	0	0
2016/11	0	0	0	0	0	0	0	0	0	0
2016/12	0	0	0	0	0	0	0	0	0	0
2017/01	0	0	0	0	0	0	0	0	0	0
2017/02	0	0	0	0	0	0	0	0	0	0
2017/03	0	0	0	0	0	0	0	0	0	0
2017/04	0	0	0	0	0	0	0	0	0	0
2017/05	0	0	0	0	0	0	0	0	0	0
2017/06	0	0	0	0	0	0	0	0	0	0
2017/07	0	0	0	0	0	0	0	0	0	0
2017/08	0	0	0	0	0	0	0	0	0	0

債務負担残存取引件数・残高



<合計>

年/月	合計		0-2Y		2-5Y		5-10Y		10-30Y		30+Y	
	債務負担残存取引件数	債務負担残高	債務負担残存取引件数	債務負担残高	債務負担残存取引件数	債務負担残高	債務負担残存取引件数	債務負担残高	債務負担残存取引件数	債務負担残高	債務負担残存取引件数	債務負担残高
2016/09	115,998.0	1,217,245,708	18,298.5	441,824,649	26,137.0	312,693,912	43,658.0	379,811,253	27,740.5	82,863,436	164.0	186,435
2016/10	119,460.5	1,262,684,507	19,332.5	468,969,209	27,098.5	324,140,851	44,749.0	386,041,054	28,114.5	83,222,982	166.0	210,411
2016/11	115,096.0	1,200,613,352	18,487.0	448,657,159	26,488.5	299,171,459	43,078.5	371,466,637	27,859.0	81,076,997	183.0	241,099
2016/12	121,913.5	1,252,566,051	19,154.0	465,567,140	26,763.5	312,182,874	45,961.5	393,597,865	29,850.5	88,043,227	174.0	186,944
2017/01	127,496.0	1,306,844,283	19,931.0	484,072,588	27,660.0	318,661,934	48,388.5	412,416,846	31,334.5	91,495,025	183.0	197,889
2017/02	119,615.5	1,218,945,583	19,055.0	472,016,193	25,376.0	283,833,772	43,644.0	373,971,990	31,352.0	88,893,795	193.0	229,935
2017/03	118,259.5	1,208,416,036	19,170.5	462,082,906	25,674.0	281,619,916	43,562.5	377,092,705	29,665.5	87,387,081	187.0	234,428
2017/04	119,006.5	1,221,648,398	19,383.5	470,671,447	25,732.5	281,615,341	43,461.5	378,815,380	30,227.0	90,304,508	192.0	241,921
2017/05	122,970.0	1,263,024,244	19,977.0	486,986,587	26,706.0	291,873,672	45,039.0	391,424,481	31,069.0	92,496,058	179.0	243,446
2017/06	121,849.0	1,276,517,221	20,465.0	506,580,478	26,612.0	288,390,900	44,016.0	389,828,752	30,578.5	89,459,735	177.5	257,335
2017/07	122,323.5	1,288,119,055	20,766.5	515,427,558	26,740.5	286,155,631	44,206.5	393,798,607	30,478.5	90,409,519	182.5	235,791
2017/08	126,479.0	1,323,719,360	21,027.5	521,973,526	27,464.5	293,132,313	45,925.5	412,167,361	31,867.0	96,191,799	194.5	254,361

<内訳>

[JPY]

vs Fixed

LIBOR

年/月	合計		0-2Y		2-5Y		5-10Y		10-30Y		30+Y	
	債務負担残存取引件数	債務負担残高	債務負担残存取引件数	債務負担残高	債務負担残存取引件数	債務負担残高	債務負担残存取引件数	債務負担残高	債務負担残存取引件数	債務負担残高	債務負担残存取引件数	債務負担残高
2016/09	96,308.5	986,480,740	14,529.5	353,038,866	19,835.5	230,591,195	36,673.5	328,826,541	25,108.0	73,839,080	162.0	185,258
2016/10	99,420.5	1,030,639,177	15,483.5	379,683,832	20,747.0	242,895,441	37,593.5	333,836,380	25,432.5	74,324,914	164.0	186,611
2016/11	94,650.0	966,308,940	14,528.0	358,113,680	19,043.0	218,117,685	35,821.0	318,314,259	25,079.0	71,524,368	179.0	239,019
2016/12	100,961.5	1,025,509,484	15,047.0	376,591,818	20,206.0	230,933,946	38,569.0	339,569,846	26,968.5	78,228,010	171.0	185,864
2017/01	106,109.0	1,067,582,058	15,653.0	389,184,540	21,137.5	239,406,239	40,849.0	357,594,853	29,291.5	81,199,547	179.0	196,808
2017/02	97,574.5	974,258,142	14,599.5	373,568,361	18,735.5	204,772,860	35,854.5	317,484,440	28,195.0	78,203,736	180.0	228,755
2017/03	95,158.5	953,079,800	14,418.5	357,051,679	18,862.5	201,890,096	35,440.0	318,000,118	26,254.5	75,905,260	193.0	232,648
2017/04	95,257.5	957,342,356	14,466.5	361,209,085	18,721.0	199,317,736	35,177.0	318,114,457	26,705.0	78,460,657	188.0	240,321
2017/05	98,797.0	996,742,498	14,911.0	376,675,636	19,643.0	209,816,433	36,555.0	329,494,968	27,513.0	80,527,994	172.0	226,366
2017/06	97,034.0	1,001,689,400	15,110.0	390,471,631	19,513.0	207,991,934	35,368.0	326,112,154	26,870.5	76,863,425	172.5	250,255
2017/07	96,971.5	1,006,781,389	15,198.0	383,748,580	19,526.0	206,333,235	35,390.5	328,635,700	26,677.5	77,629,163	179.5	234,711
2017/08	100,821.0	1,031,482,472	15,363.0	382,300,362	20,144.0	210,448,841	36,929.5	345,453,436	27,984.0	83,029,552	190.5	250,281

ユーロ円TIBOR (ZTIBOR)

年/月	合計		0-2Y		2-5Y		5-10Y		10-20Y	
	債務負担残存取引件数	債務負担残高	債務負担残存取引件数	債務負担残高	債務負担残存取引件数	債務負担残高	債務負担残存取引件数	債務負担残高	債務負担残存取引件数	債務負担残高
2016/09	1,749.5	36,923,973	434.0	15,694,506	629.5	14,117,285	548.0	6,340,520	138.0	771,662
2016/10	1,769.5	36,717,191	439.0	15,750,407	627.5	13,751,341	561.0	6,426,640	142.0	786,712
2016/11	1,871.5	37,957,723	476.0	16,765,070	633.5	13,515,035	594.0	6,806,165	168.0	817,454
2016/12	1,896.5	37,236,862	495.0	16,190,061	624.5	13,397,835	598.0	6,763,715	179.0	885,252
2017/01	1,942.5	36,781,709	521.0	16,650,226	609.5	12,351,921	619.0	6,968,315	194.0	911,248
2017/02	2,026.5	37,497,715	550.0	17,230,289	626.5	12,431,982	632.0	6,960,735	216.0	974,739
2017/03	2,102.5	40,614,767	573.0	19,261,504	653.5	13,322,072	649.0	7,059,410	227.0	971,781
2017/04	2,163.5	40,893,808	576.0	19,335,100	657.5	13,287,617	681.0	7,245,910	249.0	1,025,181
2017/05	2,170.5	40,390,994	580.0	19,169,791	650.5	12,848,983	691.0	7,354,955	249.0	1,017,264
2017/06	2,208.5	40,957,765	591.0	19,252,126	646.5	12,720,894	719.0	7,921,055	252.0	1,063,690
2017/07	2,249.5	41,363,630	595.0	19,254,004	651.5	12,767,465	752.0	8,279,975	251.0	1,062,186
2017/08	2,259.5	41,530,790	599.0	19,641,644	653.5	12,479,438	758.0	8,367,200	249.0	1,042,508

OIS

年/月	合計		0-2Y		2-5Y		5-10Y		10-30Y		30+Y	
	債務負担残存取引件数	債務負担残高	債務負担残存取引件数	債務負担残高	債務負担残存取引件数	債務負担残高	債務負担残存取引件数	債務負担残高	債務負担残存取引件数	債務負担残高	債務負担残存取引件数	債務負担残高
2016/09	823.0	8,778,390	192.0	5,773,270	143.0	1,348,510	208.0	965,920	280.0	690,690	0.0	0
2016/10	844.5	8,773,783	186.0	5,545,270	156.0	1,517,770	215.0	1,008,920	287.5	701,823	0.0	0
2016/11	846.5	8,504,023	181.0	5,228,710	160.0	1,530,770	219.0	1,032,920	286.5	711,823	0.0	0
2016/12	890.5	9,026,443	187.0	5,641,740	164.0	1,530,770	235.0	1,090,950	304.5	762,983	0.0	0
2017/01	938.5	9,329,447	193.0	5,833,140	174.0	1,560,590	241.0	1,127,790	330.5	807,887	0.0	0
2017/02	1,009.5	10,143,907	198.0	6,326,400	195.0	1,741,930	264.0	1,201,570	352.5	1,074,007	0.0	0
2017/03	1,028.5	9,746,817	198.0	5,943,860	197.0	1,696,430	271.0	1,241,270	362.5	865,257	0.0	0
2017/04	1,067.5	9,771,742	202.0	5,882,860	203.0	1,716,530	285.0	1,268,285	376.5	903,547	1.0	520
2017/05	1,084.5	9,719,992	203.0	5,764,660	209.0	1,766,670	289.0	1,290,345	384.5	897,417	0.0	0
2017/06	1,098.5	10,019,822	213.0	6,130,480	206.0	1,689,680	291.0	1,297,795	388.5	901,867	0.0	0
2017/07	1,147.5	10,396,072	210.0	6,138,780	228.0	1,957,560	297.0	1,323,305	412.5	976,427	0.0	0
2017/08	1,170.5	11,837,122	225.0	7,621,410	221.0	1,883,510	300.0	1,324,765	423.5	1,004,437	1.0	3,000

日本円TIBOR (DTIBOR)

年/月	合計		0-2Y		2-5Y		5-10Y	
	債務負担残存取引件数	債務負担残高	債務負担残存取引件数	債務負担残高	債務負担残存取引件数	債務負担残高	債務負担残存取引件数	債務負担残高
2016/09	738.0	2,660,938	50.0	53,582	394.0	1,484,367	291.0	1,122,989
2016/10	737.0	2,607,184	53.0	54,879	398.0	1,484,544	286.0	1,067,761
2016/11	772.0	2,655,711	65.0	61,748	417.0	1,515,384	290.0	1,078,579
2016/12	823.0	2,683,217	79.0	65,148	440.0	1,521,769	304.0	1,096,300
2017/01	842.0	2,689,394	82.0	68,210	450.0	1,527,299	310.0	1,093,884
2017/02	878.0	2,745,024	97.0	72,819	453.0	1,355,514	328.0	1,136,691
2017/03	955.0	2,675,881	122.0	349,194	499.0	1,288,823	334.0	1,037,864
2017/04	956.0	2,630,634	123.0	357,753	504.0	1,276,017	329.0	996,864
2017/05	984.0	2,638,374	143.0	403,900	507.0	1,233,505	334.0	1,000,969
2017/06	1,021.0	2,630,247	158.0	433,911	518.0	1,204,112	345.0	992,624
2017/07	1,039.0	2,643,338	159.0	434,194	527.0	1,205,160	353.0	1,003,983
2017/08	1,147.0	3,102,709	175.0	539,529	585.0	1,449,203	387.0	1,113,976

