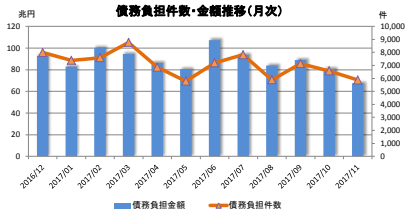


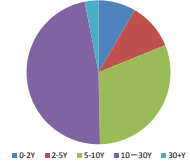
月次統計データ(金利スワップ)

2017/11

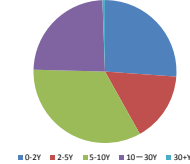
債務負担件数・金額



債務負担件数(テナー別)



債務負担金額(テナー別)



<合計>

年/月	合計		0-2Y		2-5Y		5-10Y		10-30Y		30+Y	
	債務負担件数	債務負担金額	債務負担件数	債務負担金額	債務負担件数	債務負担金額	債務負担件数	債務負担金額	債務負担件数	債務負担金額	債務負担件数	債務負担金額
2016/12	7,988	92,703,533	662	31,471,540	946	17,036,366	2,286	22,541,006	3,879	21,334,938	215	319,683
2017/01	7,392	82,740,364	674	31,640,571	804	12,764,067	2,226	21,558,781	3,492	16,553,080	196	223,865
2017/02	7,591	99,927,071	736	46,970,378	783	13,365,800	2,240	22,085,585	3,617	18,200,302	216	305,005
2017/03	8,771	94,466,142	713	29,863,770	1,084	18,392,668	2,647	24,533,180	4,189	22,468,903	138	189,621
2017/04	6,854	86,154,078	662	29,887,440	641	15,132,978	1,827	20,689,050	3,535	20,151,325	189	292,286
2017/05	5,787	80,499,448	694	34,129,178	800	13,994,026	1,724	19,455,957	2,433	12,668,859	136	251,427
2017/06	7,193	107,292,143	877	44,209,963	999	19,634,834	2,127	26,515,712	3,054	16,679,385	136	252,250
2017/07	7,814	93,586,852	689	28,731,178	901	18,603,218	2,132	24,491,003	3,836	21,271,610	256	489,843
2017/08	5,892	83,847,922	632	32,659,695	624	10,145,650	1,720	20,957,328	2,712	19,686,908	204	358,940
2017/09	7,136	88,889,299	937	35,192,811	849	13,842,500	2,085	22,237,892	3,002	17,298,787	172	327,510
2017/10	6,576	80,612,346	738	27,503,678	706	13,281,973	1,803	21,929,188	3,047	17,336,257	282	561,250
2017/11	5,870	67,405,241	493	17,613,685	614	10,618,029	1,810	22,598,074	2,772	16,195,410	181	380,042

<内訳>

[JPY]

vs Fixed

LIBOR

年/月	合計		0-2Y		2-5Y		5-10Y		10-30Y		30+Y	
	債務負担件数	債務負担金額	債務負担件数	債務負担金額	債務負担件数	債務負担金額	債務負担件数	債務負担金額	債務負担件数	債務負担金額	債務負担件数	債務負担金額
2016/12	7,301	84,291,545	583	28,235,700	811	15,074,324	2,019	20,298,222	3,675	20,274,615	213	318,683
2017/01	6,736	74,559,281	625	29,267,670	684	9,976,006	2,031	19,720,179	3,212	15,394,061	184	201,365
2017/02	6,736	89,790,205	667	42,791,208	605	10,444,152	1,966	19,619,447	3,306	16,530,993	216	305,005
2017/03	7,353	75,934,110	628	24,091,545	774	11,655,781	2,104	19,555,804	3,712	20,448,359	135	182,621
2017/04	6,027	72,693,561	563	25,477,405	478	11,376,363	1,511	16,918,293	3,292	18,638,735	183	282,766
2017/05	5,063	71,809,796	623	31,743,940	668	11,624,435	1,416	16,633,587	2,225	11,573,507	131	234,427
2017/06	6,344	92,539,109	733	37,000,673	842	16,588,610	1,906	23,799,232	2,730	14,906,065	133	244,530
2017/07	7,091	82,411,123	565	23,808,998	713	15,264,158	1,950	22,853,874	3,513	20,011,450	250	472,643
2017/08	5,136	67,032,986	506	22,376,205	468	7,995,244	1,460	17,999,870	2,501	18,306,227	202	355,440
2017/09	6,144	75,334,140	820	29,123,500	672	11,919,395	1,728	19,626,728	2,764	15,654,887	160	310,010
2017/10	5,949	70,509,573	616	22,203,289	576	11,366,442	1,616	20,061,502	2,868	16,330,590	273	547,750
2017/11	5,388	60,489,853	446	15,488,678	517	9,164,924	1,604	19,855,738	2,643	15,615,670	178	364,542

ユーロ円TIBOR (ZTIBOR)

年/月	合計		0-2Y		2-5Y		5-10Y		10-20Y	
	債務負担件数	債務負担金額	債務負担件数	債務負担金額	債務負担件数	債務負担金額	債務負担件数	債務負担金額	債務負担件数	債務負担金額
2016/12	45	695,868	4	150,000	17	522,000	3	9,000	21	104,868
2017/01	71	670,900	6	186,000	6	52,000	31	331,900	28	92,000
2017/02	101	1,269,100	10	298,000	21	415,600	37	403,100	33	152,400
2017/03	112	4,272,850	10	1,711,000	46	2,061,300	27	343,000	30	157,550
2017/04	84	753,200	7	109,800	5	62,500	46	416,500	26	164,400
2017/05	39	350,230	2	73,600	6	39,030	23	181,500	8	56,100
2017/06	56	1,191,600	5	145,000	7	157,600	19	569,500	25	319,500
2017/07	55	840,500	7	163,000	6	174,000	29	291,500	13	212,000
2017/08	32	623,560	6	250,000	2	18,000	16	263,700	8	91,860
2017/09	53	683,200	8	289,000	7	56,500	23	264,500	15	73,200
2017/10	28	480,683	4	150,000	3	130,000	9	61,040	12	139,643
2017/11	17	704,238	6	617,000	11	10,000	6	163,368	4	13,850

OIS

年/月	合計		0-2Y		2-5Y		5-10Y		10-30Y		30+Y	
	債務負担件数	債務負担金額	債務負担件数	債務負担金額	債務負担件数	債務負担金額	債務負担件数	債務負担金額	債務負担件数	債務負担金額	債務負担件数	債務負担金額
2016/12	49	679,930	7	510,000	6	54,000	3	25,000	29	89,930	1	500
2017/01	56	625,004	7	385,000	4	72,500	12	95,500	32	71,004	1	1,000
2017/02	97	1,440,960	18	1,062,250	10	100,340	26	169,950	33	109,410	0	0
2017/03	36	496,190	2	245,000	10	194,240	7	26,000	17	30,950	0	0
2017/04	51	316,925	8	165,000	6	45,000	17	58,615	17	45,790	3	2,520
2017/05	25	402,350	2	301,000	3	35,500	8	47,500	12	18,350	0	0
2017/06	28	623,750	6	596,700	9	179,000	3	28,000	11	20,050	0	0
2017/07	66	1,039,250	10	610,900	18	231,630	10	108,460	27	88,060	1	200
2017/08	38	2,371,550	15	2,240,780	1	50,000	7	34,760	14	43,010	1	3,000
2017/09	42	427,100	4	295,000	1	1,400	8	66,600	29	64,100	0	0
2017/10	71	1,071,935	15	876,800	6	62,500	13	50,450	35	79,685	2	2,500
2017/11	42	604,410	7	380,560	5	102,000	6	35,000	23	85,350	1	1,500

日本円TIBOR (DTIBOR)

年/月	合計		0-2Y		2-5Y		5-10Y	
	債務負担件数	債務負担金額	債務負担件数	債務負担金額	債務負担件数	債務負担金額	債務負担件数	債務負担金額
2016/12	77	180,546	0	0	14	4,171	63	176,374
2017/01	18	10,284	3	1,781	6	6,511	9	3,012
2017/02	29	27,008	2	50	10	9,709	17	17,249
2017/03	84	29,328	3	45	31	4,937	50	24,346
2017/04	8	4,017	1	15	2	300	5	3,702
2017/05	26	5,290	11	2,178	9	1,561	6	1,550
2017/06	36	13,614	0	0	11	2,754	25	10,860
2017/07	20	15,749	1	200	8	2,201	11	13,348
2017/08	83	408,918	8	90,300	54	243,126	31	75,488
2017/09	144	264,819	34	110,921	59	125,185	51	28,714
2017/10	86	134,928	34	71,188	36	46,441	16	17,297
2017/11	49	212,491	3	37	24	106,115	22	106,339

Basis Swap

LIBOR

(単位: 件、百万円)

年/月	合計		0-2Y		2-5Y		5-10Y		10-30Y		30+Y	
	債務負担件数	債務負担金額	債務負担件数	債務負担金額	債務負担件数	債務負担金額	債務負担件数	債務負担金額	債務負担件数	債務負担金額	債務負担件数	債務負担金額
2016/12	227	3,442,210	19	1,243,760	45	562,950	105	1,237,540	57	397,460	1	500
2017/01	315	4,129,300	23	1,272,360	40	1,022,620	93	1,017,820	146	794,980	11	21,500
2017/02	407	4,786,820	23	904,910	78	1,353,580	145	1,525,340	161	1,002,990	0	0
2017/03	418	5,613,230	25	1,368,300	61	1,376,180	163	1,866,530	166	995,220	3	7,000
2017/04	280	5,556,590	31	2,211,280	69	1,518,900	85	1,153,440	92	665,970	3	7,000
2017/05	353	4,218,710	33	1,230,230	42	674,370	154	1,629,680	119	667,430	5	17,000
2017/06	329	7,587,530	59	4,042,730	53	1,430,050	80	1,312,720	134	794,310	3	7,720
2017/07	296	4,884,180	47	2,560,850	50	846,730	71	748,030	123	691,570	5	17,000
2017/08	268	3,836,480	20	745,790	33	639,090	108	1,667,760	106	779,520	1	500
2017/09	378	3,616,550	17	610,870	58	889,130	141	1,125,680	150	973,370	12	17,500
2017/10	215	2,484,000	2	73,360	37	777,810	84	1,157,180	75	464,650	7	11,000
2017/11	160	1,922,730	8	184,430	7	114,470	80	1,283,510	63	326,320	2	14,000

※6M-LIBOR vs 3M-LIBOR、6M-LIBOR vs 1M-LIBOR及び3M-LIBOR vs 1M-LIBORが対象

ユーロ円TIBOR (ZTIBOR)

(単位: 件、百万円)

年/月	合計		0-2Y		2-5Y		5-10Y		10-20Y	
	債務負担件数	債務負担金額	債務負担件数	債務負担金額	債務負担件数	債務負担金額	債務負担件数	債務負担金額	債務負担件数	債務負担金額
2016/12	61	782,860	15	244,360	17	213,000	23	283,500	6	42,000
2017/01	35	291,500	0	0	12	180,000	7	51,000	16	60,500
2017/02	40	313,280	0	0	14	110,000	13	115,280	13	81,000
2017/03	131	1,852,610	12	423,350	32	609,670	47	620,110	40	199,480
2017/04	80	1,130,320	3	80,000	17	500,600	24	266,240	36	283,480
2017/05	47	655,630	0	0	12	398,850	22	170,800	13	84,980
2017/06	57	808,540	8	150,850	25	492,640	10	92,500	14	72,550
2017/07	50	735,920	4	65,000	30	573,020	11	81,400	5	16,500
2017/08	52	723,490	8	240,000	16	290,000	11	119,000	17	74,490
2017/09	32	238,000	0	0	3	20,000	16	138,000	13	79,000
2017/10	44	856,950	9	279,040	15	353,020	17	184,890	3	40,000
2017/11	19	209,030	2	25,000	10	148,030	6	34,000	1	2,000

※6M-ZTIBOR vs 3M-ZTIBOR、6M-ZTIBOR vs 1M-ZTIBOR及び3M-ZTIBOR vs 1M-ZTIBORが対象

日本円TIBOR (DTIBOR)

(単位: 件、百万円)

年/月	合計		0-2Y		2-5Y		5-10Y	
	債務負担件数	債務負担金額	債務負担件数	債務負担金額	債務負担件数	債務負担金額	債務負担件数	債務負担金額
2016/12	0	0	0	0	0	0	0	0
2017/01	0	0	0	0	0	0	0	0
2017/02	0	0	0	0	0	0	0	0
2017/03	0	0	0	0	0	0	0	0
2017/04	0	0	0	0	0	0	0	0
2017/05	0	0	0	0	0	0	0	0
2017/06	0	0	0	0	0	0	0	0
2017/07	0	0	0	0	0	0	0	0
2017/08	0	0	0	0	0	0	0	0
2017/09	0	0	0	0	0	0	0	0
2017/10	0	0	0	0	0	0	0	0
2017/11	0	0	0	0	0	0	0	0

※6M-DTIBOR vs 3M-DTIBOR、6M-DTIBOR vs 1M-DTIBOR及び3M-DTIBOR vs 1M-DTIBORが対象

LIBOR vs ユーロ円TIBOR (ZTIBOR)

(単位: 件、百万円)

年/月	合計		0-2Y		2-5Y		5-10Y		10-20Y	
	債務負担件数	債務負担金額	債務負担件数	債務負担金額	債務負担件数	債務負担金額	債務負担件数	債務負担金額	債務負担件数	債務負担金額
2016/12	223	2,604,610	34	1,087,720	36	605,920	67	511,370	86	399,600
2017/01	156	2,448,470	10	518,760	52	1,455,430	43	339,370	51	134,910
2017/02	158	2,268,460	15	913,950	45	923,420	36	238,220	62	192,870
2017/03	630	6,258,600	33	1,024,530	131	2,490,560	249	2,097,390	217	646,120
2017/04	323	5,898,965	49	1,843,940	64	1,630,315	139	1,972,260	71	352,450
2017/05	232	3,051,600	23	778,330	60	1,219,280	95	791,340	54	262,650
2017/06	339	4,326,280	67	2,274,010	52	784,180	84	702,900	136	565,190
2017/07	235	3,660,030	55	1,502,230	76	1,511,480	50	394,390	54	251,930
2017/08	253	8,746,550	70	6,752,620	50	910,190	86	796,230	47	297,510
2017/09	336	8,116,990	54	5,763,500	49	830,890	117	985,170	116	537,430
2017/10	182	5,073,280	58	3,850,000	33	545,760	38	396,830	53	280,690
2017/11	184	3,281,490	21	1,017,690	50	972,490	86	1,120,100	37	151,220

※6M-LIBOR vs 6M-ZTIBOR、6M-LIBOR vs 3M-ZTIBOR、6M-LIBOR vs 1M-ZTIBOR、3M-LIBOR vs 6M-ZTIBOR、3M-LIBOR vs 3M-ZTIBOR、3M-LIBOR vs 1M-ZTIBOR、1M-LIBOR vs 6M-ZTIBOR、1M-LIBOR vs 3M-ZTIBOR及び1M-LIBOR vs 1M-ZTIBORが対象

LIBOR vs 日本円TIBOR (DTIBOR)

(単位: 件、百万円)

年/月	合計		0-2Y		2-5Y		5-10Y	
	債務負担件数	債務負担金額	債務負担件数	債務負担金額	債務負担件数	債務負担金額	債務負担件数	債務負担金額
2016/12	0	0	0	0	0	0	0	0
2017/01	0	0	0	0	0	0	0	0
2017/02	0	0	0	0	0	0	0	0
2017/03	0	0	0	0	0	0	0	0
2017/04	0	0	0	0	0	0	0	0
2017/05	0	0	0	0	0	0	0	0
2017/06	0	0	0	0	0	0	0	0
2017/07	0	0	0	0	0	0	0	0
2017/08	1	500	0	0	0	0	1	500
2017/09	1	1,500	0	0	0	0	1	1,500
2017/10	0	0	0	0	0	0	0	0
2017/11	0	0	0	0	0	0	0	0

※6M-LIBOR vs 6M-DTIBOR、6M-LIBOR vs 3M-DTIBOR、6M-LIBOR vs 1M-DTIBOR、3M-LIBOR vs 6M-DTIBOR、3M-LIBOR vs 3M-DTIBOR、3M-LIBOR vs 1M-DTIBOR、1M-LIBOR vs 6M-DTIBOR、1M-LIBOR vs 3M-DTIBOR及び1M-LIBOR vs 1M-DTIBORが対象

ユーロ円TIBOR (ZTIBOR) vs 日本円TIBOR (DTIBOR)

(単位: 件、百万円)

年/月	合計		0-2Y		2-5Y		5-10Y	
	債務負担件数	債務負担金額	債務負担件数	債務負担金額	債務負担件数	債務負担金額	債務負担件数	債務負担金額
2016/12	0	0	0	0	0	0	0	0
2017/01	0	0	0	0	0	0	0	0
2017/02	0	0	0	0	0	0	0	0
2017/03	0	0	0	0	0	0	0	0
2017/04	0	0	0	0	0	0	0	0
2017/05	0	0	0	0	0	0	0	0
2017/06	0	0	0	0	0	0	0	0
2017/07	0	0	0	0	0	0	0	0
2017/08	0	0	0	0	0	0	0	0
2017/09	0	0	0	0	0	0	0	0
2017/10	0	0	0	0	0	0	0	0
2017/11	0	0	0	0	0	0	0	0

※6M-ZTIBOR vs 6M-DTIBOR、6M-ZTIBOR vs 3M-DTIBOR、6M-ZTIBOR vs 1M-DTIBOR、3M-ZTIBOR vs 6M-DTIBOR、3M-ZTIBOR vs 3M-DTIBOR、3M-ZTIBOR vs 1M-DTIBOR、1M-ZTIBOR vs 6M-DTIBOR、1M-ZTIBOR vs 3M-DTIBOR及び1M-ZTIBOR vs 1M-DTIBORが対象

【USD】

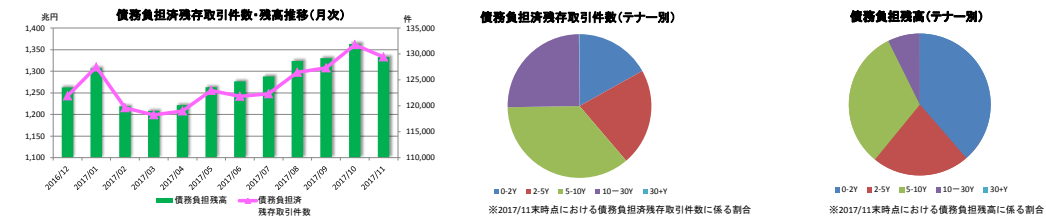
vs Fixed

LIBOR

(単位: 件、百万米ドル)

年/月	合計		0-2Y		2-5Y		5-10Y		10-30Y	
	債務負担件数	債務負担金額	債務負担件数	債務負担金額	債務負担件数	債務負担金額	債務負担件数	債務負担金額	債務負担件数	債務負担金額
2016/12	0	0	0	0	0	0	0	0	0	0
2017/01	0	0	0	0	0	0	0	0	0	0
2017/02	0	0	0	0	0	0	0	0	0	0
2017/03	0	0	0	0	0	0	0	0	0	0
2017/04	0	0	0	0	0	0	0	0	0	0
2017/05	0	0	0	0	0	0	0	0	0	0
2017/06	0	0	0	0	0	0	0	0	0	0
2017/07	0	0	0	0	0	0	0	0	0	0
2017/08	0	0	0	0	0	0	0	0	0	0
2017/09	0	0	0	0	0	0	0	0	0	0
2017/10	0	0	0	0	0	0	0	0	0	0
2017/11	0	0	0	0	0	0	0	0	0	0

債務負担残存取引件数・残高



<合計>

年/月	合計		0-2Y		2-5Y		5-10Y		10-30Y		30+Y	
	債務負担残存取引件数	債務負担残高	債務負担残存取引件数	債務負担残高	債務負担残存取引件数	債務負担残高	債務負担残存取引件数	債務負担残高	債務負担残存取引件数	債務負担残高	債務負担残存取引件数	債務負担残高
2016/12	121,813.5	1,262,568,051	19,164.0	468,567,140	26,763.5	312,182,874	45,961.5	393,587,883	29,850.5	88,043,222	174.0	186,344
2017/01	127,496.0	1,306,844,283	19,931.0	484,072,688	27,660.0	318,661,934	48,388.5	412,416,846	31,334.5	91,995,025	182.0	197,889
2017/02	119,615.5	1,218,945,583	19,050.5	472,016,193	26,376.0	283,833,772	43,644.0	373,971,990	31,352.0	88,893,795	193.0	229,835
2017/03	119,259.5	1,208,416,036	19,170.5	462,392,906	25,674.0	281,618,936	43,662.5	377,092,705	29,865.5	87,387,081	187.0	234,428
2017/04	119,006.5	1,221,648,396	19,393.5	470,671,447	25,732.5	281,615,341	43,461.5	376,815,380	30,227.0	90,304,308	192.0	241,921
2017/05	122,970.0	1,263,024,244	19,977.0	486,986,587	26,706.0	291,873,672	45,039.0	391,424,481	31,069.0	92,496,058	179.0	243,446
2017/06	121,849.0	1,276,517,221	20,465.0	506,580,478	26,612.0	286,390,900	44,016.0	389,828,752	30,578.5	88,459,755	177.5	257,335
2017/07	122,533.5	1,288,119,005	20,765.5	515,427,558	26,740.5	289,158,531	44,208.5	393,798,607	30,478.5	90,498,519	182.5	235,791
2017/08	126,479.0	1,323,719,360	21,027.5	521,973,526	27,464.5	293,132,313	45,925.5	412,167,361	31,867.0	96,191,799	194.5	254,361
2017/09	127,308.0	1,330,173,088	21,400.5	522,042,300	27,714.5	295,649,527	46,152.5	417,112,414	31,850.0	95,094,958	190.5	273,889
2017/10	131,777.0	1,363,072,942	22,027.0	527,317,163	28,755.5	295,053,849	47,845.5	431,017,978	32,368.5	99,448,924	181.5	235,029
2017/11	129,424.0	1,332,831,107	21,841.0	514,974,544	28,319.5	296,854,308	46,550.5	423,364,132	32,537.5	97,412,548	175.5	225,575

<内訳>

[JPY]

vs Fixed

LIBOR

年/月	合計		0-2Y		2-5Y		5-10Y		10-30Y		30+Y	
	債務負担残存取引件数	債務負担残高	債務負担残存取引件数	債務負担残高	債務負担残存取引件数	債務負担残高	債務負担残存取引件数	債務負担残高	債務負担残存取引件数	債務負担残高	債務負担残存取引件数	債務負担残高
2016/12	100,981.5	1,025,508,468	15,047.0	376,591,818	20,206.0	230,393,946	38,569.0	339,569,646	26,968.5	78,228,010	177.0	185,864
2017/01	106,109.0	1,067,582,058	15,653.0	389,194,549	21,137.5	239,405,299	40,849.0	357,584,853	28,291.5	81,199,547	179.0	196,809
2017/02	97,574.5	974,258,142	14,599.5	373,568,361	18,735.5	204,772,850	35,854.5	317,484,440	28,195.0	78,203,736	190.0	228,755
2017/03	95,158.5	953,079,800	14,418.5	357,051,679	18,862.5	201,890,096	35,440.0	318,000,118	26,254.5	75,905,260	183.0	232,648
2017/04	95,257.5	957,342,356	14,466.5	361,209,185	18,721.0	199,317,736	35,177.0	318,114,457	26,705.0	78,460,857	188.0	240,321
2017/05	98,797.0	996,742,498	14,911.0	376,675,636	19,643.0	208,818,433	36,558.0	329,494,968	27,513.0	80,827,094	172.0	226,366
2017/06	97,034.0	1,001,689,400	15,110.0	390,471,631	19,513.0	207,991,934	35,368.0	326,112,154	26,870.5	76,863,425	172.5	250,255
2017/07	96,971.5	1,006,791,389	15,198.0	393,748,590	19,526.0	206,333,285	35,390.5	329,835,700	26,677.5	77,629,163	179.5	234,711
2017/08	100,621.0	1,038,482,472	15,363.0	392,300,362	20,144.0	210,448,841	36,929.5	345,453,436	27,994.0	83,029,552	190.5	250,281
2017/09	100,688.0	1,033,619,703	15,589.5	389,791,866	20,243.0	213,429,375	36,845.0	348,697,738	27,824.0	81,428,914	186.5	271,809
2017/10	104,776.0	1,063,957,099	16,023.0	393,636,807	21,208.0	222,490,538	38,480.0	361,676,367	28,889.5	85,725,436	175.5	227,949
2017/11	102,231.5	1,032,199,380	15,825.0	381,130,082	20,698.5	215,843,866	37,143.0	353,460,254	28,392.5	83,640,863	172.5	224,435

ユーロ円TIBOR (ZTIBOR)

年/月	合計		0-2Y		2-5Y		5-10Y		10-30Y		30+Y	
	債務負担残存取引件数	債務負担残高	債務負担残存取引件数	債務負担残高	債務負担残存取引件数	債務負担残高	債務負担残存取引件数	債務負担残高	債務負担残存取引件数	債務負担残高	債務負担残存取引件数	債務負担残高
2016/12	1,896.5	37,236,862	495.0	16,190,061	624.5	13,397,835	598.0	6,763,715	179.0	885,252	0.0	0
2017/01	1,943.5	36,781,709	521.0	16,650,226	609.5	12,351,321	618.0	6,668,315	194.0	911,248	0.0	0
2017/02	2,026.5	37,497,715	550.0	17,230,289	626.5	12,331,952	632.0	6,960,735	218.0	974,739	0.0	0
2017/03	2,102.5	40,814,767	573.0	19,261,504	653.5	13,322,072	649.0	7,059,410	227.0	971,781	0.0	0
2017/04	2,163.5	40,893,608	576.0	19,335,100	657.5	13,287,617	681.0	7,245,910	245.0	1,025,181	0.0	0
2017/05	2,170.5	40,390,984	580.0	19,169,791	650.5	12,846,863	691.0	7,364,955	249.0	1,017,264	0.0	0
2017/06	2,208.5	40,957,765	591.0	19,252,126	646.5	12,720,894	719.0	7,921,055	252.0	1,063,690	0.0	0
2017/07	2,249.5	41,363,630	595.0	19,254,004	651.5	12,767,465	752.0	8,279,975	251.0	1,062,186	0.0	0
2017/08	2,260.5	41,630,790	600.0	19,641,644	653.5	12,479,438	759.0	8,367,200	249.0	1,042,508	0.0	0
2017/09	2,280.5	41,001,187	602.5	19,404,379	654.5	12,532,354	768.5	8,005,250	255.0	1,009,204	0.0	0
2017/10	2,271.5	40,654,019	582.5	19,059,701	666.5	12,589,504	768.5	7,999,870	254.0	1,004,943	0.0	0
2017/11	2,261.5	40,356,486	576.5	19,109,745	672.5	12,320,078	757.5	7,923,583	255.0	1,005,080	0.0	0

OIS

年/月	合計		0-2Y		2-5Y		5-10Y		10-30Y		30+Y	
	債務負担残存取引件数	債務負担残高	債務負担残存取引件数	債務負担残高	債務負担残存取引件数	債務負担残高	債務負担残存取引件数	債務負担残高	債務負担残存取引件数	債務負担残高	債務負担残存取引件数	債務負担残高
2016/12	890.5	9,026,443	187.0	5,641,740	164.0	1,530,770	235.0	1,090,950	304.5	762,983	0.0	0
2017/01	938.5	9,329,447	193.0	5,833,740	174.0	1,560,590	241.0	1,127,730	330.5	807,897	0.0	0
2017/02	1,008.5	10,143,807	198.0	6,336,400	186.0	1,741,930	264.0	1,201,570	352.5	874,007	0.0	0
2017/03	1,028.5	9,746,817	198.0	5,943,860	197.0	1,696,430	271.0	1,241,270	362.5	865,257	0.0	0
2017/04	1,067.5	9,771,742	202.0	5,862,860	203.0	1,716,530	285.0	1,268,285	376.5	903,547	1.0	520
2017/05	1,084.5	9,719,022	203.0	5,764,660	209.0	1,766,670	289.0	1,290,345	384.5	897,417	0.0	0
2017/06	1,098.5	10,019,822	213.0	6,130,480	206.0	1,689,680	291.0	1,297,795	388.5	901,867	0.0	0
2017/07	1,147.5	10,396,072	210.0	6,138,780	228.0	1,957,560	297.0	1,323,305	412.5	976,427	0.0	0
2017/08	1,170.5	11,837,122	225.0	7,621,410	221.0	1,883,510	300.0	1,324,765	423.5	1,004,437	1.0	3,000
2017/09	1,201.5	10,724,092	222.0	6,422,510	224.0	1,871,980	309.0	1,375,165	446.5	1,054,437	0.0	0
2017/10	1,250.5	10,827,027	222.0	6,474,570	229.0	1,831,220	322.0	1,398,355	477.5	1,122,882	0.0	0
2017/11	1,276.0	10,751,837	226.0	6,371,530	226.0	1,783,220	325.5	1,398,355	498.5	1,198,732	0.0	0

日本円TIBOR (DTIBOR)

年/月	合計		0-2Y		2-5Y		5-10Y	
	債務負担残存取引件数	債務負担残高	債務負担残存取引件数	債務負担残高	債務負担残存取引件数	債務負担残高	債務負担残存取引件数	債務負担残高
2016/12	823.0	2,683,217	79.0	65,148	440.0	1,521,769	304.0	1,096,300
2017/01	842.0	2,689,394	82.0	68,210	450.0	1,527,299	310.0	1,093,884
2017/02	878.0	2,745,024	97.0	252,819	453.0	1,355,514	326.0	1,136,691
2017/03	955.0	2,675,981	122.0	349,194	499.0	1,288,823	334.0	1,037,864
2017/04	956.0	2,630,634	123.0	357,753	504.0	1,276,017	329.0	996,864
2017/05	984.0	2,638,374	143.0	403,960	507.0	1,233,505	334.0	1,000,969
2017/06	1,021.0	2,630,247	158.0	433,511	518.0	1,204,112	345.0	992,624
2017/07	1,039.0	2,643,338	159.0	434,194	527.0	1,205,160	353.0	1,003,983
2017/08	1,147.0	3,102,709	175.0	539,529	585.0	1,443,203	387.0	1,113,976
2017/09	1,204.0	3,399,200	211.0	648,705	654.0	1,579,988	429.0	1,169,507
2017/10	1,371.0	3,490,332	264.0	771,474	713.0	1,661,886	394.0	1,056,972
2017/11	1,390.0	3,495,228	277.0	813,087	726.0	1,597,164	387.0	984,977

