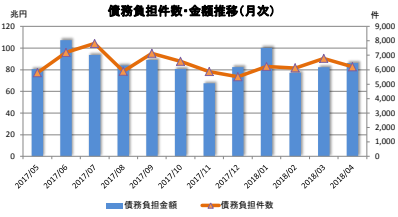


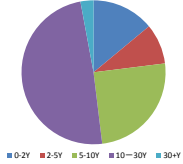
月次統計データ(金利スワップ)

2018/04

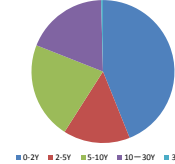
債務負担件数・金額



債務負担件数(テナー別)



債務負担金額(テナー別)



<合計>

年/月	合計		0-2Y		2-5Y		5-10Y		10-30Y		30+Y	
	債務負担件数	債務負担金額	債務負担件数	債務負担金額	債務負担件数	債務負担金額	債務負担件数	債務負担金額	債務負担件数	債務負担金額	債務負担件数	債務負担金額
2017/05	5,787	80,499,448	694	34,129,178	800	13,994,026	1,724	19,455,957	2,433	12,688,859	136	251,427
2017/06	7,193	107,292,143	877	44,209,963	999	19,634,834	2,127	26,515,712	3,054	16,679,385	136	252,250
2017/07	7,814	93,586,852	689	28,731,178	901	18,603,218	2,132	24,491,003	3,836	21,271,510	256	489,843
2017/08	5,892	83,947,922	632	32,699,095	624	10,145,650	1,720	20,957,328	2,712	19,696,908	204	359,940
2017/09	7,135	88,889,299	937	35,192,611	840	13,842,500	2,085	22,237,892	3,092	17,288,787	172	327,510
2017/10	6,576	80,612,346	738	27,503,678	706	13,281,973	1,803	21,929,188	3,047	17,336,257	282	561,250
2017/11	5,870	67,405,241	493	17,613,685	614	10,618,029	1,810	22,598,074	2,772	16,195,410	181	380,042
2017/12	5,509	82,404,900	585	24,230,135	729	17,748,400	1,633	22,769,435	2,446	17,395,104	116	261,825
2018/01	6,223	100,107,628	789	38,560,540	789	17,940,660	1,978	26,254,204	2,698	17,149,853	114	202,768
2018/02	6,123	77,080,968	691	27,329,028	698	14,767,846	1,755	20,156,981	2,824	14,479,023	155	347,210
2018/03	6,784	82,245,163	600	29,012,819	815	16,645,500	1,796	19,227,289	3,378	16,905,416	195	454,139
2018/04	6,193	86,165,956	666	37,838,805	560	13,016,093	1,551	18,926,615	3,035	16,026,430	181	358,013

<内訳>

[JPY]

vs Fixed

LIBOR

年/月	合計		0-2Y		2-5Y		5-10Y		10-30Y		30+Y	
	債務負担件数	債務負担金額	債務負担件数	債務負担金額	債務負担件数	債務負担金額	債務負担件数	債務負担金額	債務負担件数	債務負担金額	債務負担件数	債務負担金額
2017/05	5,063	71,809,796	623	31,743,840	668	11,624,435	1,416	16,633,587	2,225	11,573,507	131	234,427
2017/06	6,344	92,539,109	733	37,000,673	842	16,588,610	1,906	23,799,232	2,730	14,906,065	133	244,530
2017/07	7,091	82,411,123	565	23,808,998	713	15,265,158	1,950	22,833,874	3,613	20,011,450	250	472,645
2017/08	5,136	67,032,986	505	22,376,205	468	7,995,244	1,460	17,999,870	2,501	18,306,227	202	355,440
2017/09	6,144	75,534,140	820	28,123,320	672	11,919,395	1,728	19,626,728	2,764	15,554,687	160	310,010
2017/10	5,949	70,599,573	616	22,203,289	576	11,366,442	1,616	20,061,502	2,968	16,330,590	273	547,750
2017/11	5,388	60,489,853	446	15,488,978	517	9,164,924	1,604	19,855,738	2,643	15,615,670	178	364,542
2017/12	4,972	70,784,009	500	20,284,320	573	13,519,570	1,462	20,403,872	2,322	16,319,421	115	256,825
2018/01	5,758	80,453,764	709	35,283,730	570	15,349,900	1,849	24,027,764	2,516	15,899,602	114	202,768
2018/02	5,588	67,909,897	630	22,834,620	589	12,199,561	1,541	18,052,164	2,673	13,677,943	154	346,210
2018/03	5,725	86,124,207	513	24,144,760	601	11,732,054	1,436	14,909,945	2,996	14,922,528	179	414,919
2018/04	5,586	76,778,320	798	34,707,115	455	9,902,353	1,363	16,958,072	2,787	14,866,261	173	344,513

ユーロ円TIBOR (ZTIBOR)

年/月	合計		0-2Y		2-5Y		5-10Y		10-20Y	
	債務負担件数	債務負担金額	債務負担件数	債務負担金額	債務負担件数	債務負担金額	債務負担件数	債務負担金額	債務負担件数	債務負担金額
2017/05	59	350,230	2	73,600	6	39,030	23	181,500	9	56,100
2017/06	66	1,191,600	5	145,000	7	157,600	19	669,500	25	319,500
2017/07	55	840,500	7	163,000	6	174,000	29	291,500	13	212,000
2017/08	32	623,560	6	250,000	2	18,000	16	263,700	8	91,860
2017/09	63	683,200	8	289,000	7	58,500	23	264,500	15	73,200
2017/10	28	480,683	4	150,000	3	130,000	9	61,040	12	139,643
2017/11	17	704,238	6	517,000	1	10,000	6	163,388	4	13,850
2017/12	46	820,900	9	205,000	13	270,000	16	238,000	8	107,900
2018/01	23	593,700	1	50,000	4	67,000	6	124,000	12	352,700
2018/02	32	380,000	1	50,000	1	2,000	25	281,000	5	47,000
2018/03	68	2,431,000	14	1,307,000	36	665,000	27	373,000	11	85,000
2018/04	88	490,000	9	165,000	8	60,000	9	96,000	62	189,000

OIS

年/月	合計		0-2Y		2-5Y		5-10Y		10-30Y		30+Y	
	債務負担件数	債務負担金額	債務負担件数	債務負担金額	債務負担件数	債務負担金額	債務負担件数	債務負担金額	債務負担件数	債務負担金額	債務負担件数	債務負担金額
2017/05	25	302,350	2	301,000	3	35,500	8	47,500	12	18,350	0	0
2017/06	28	823,750	5	596,700	9	179,000	3	28,000	11	20,050	0	0
2017/07	66	1,039,250	10	610,900	18	231,630	10	108,460	27	89,060	1	200
2017/08	38	2,371,550	15	2,240,780	1	50,000	7	34,760	14	43,010	1	3,000
2017/09	42	427,100	4	295,000	1	1,400	8	66,600	0	64,100	0	0
2017/10	71	1,071,935	15	876,800	6	62,500	13	50,450	35	79,685	2	2,500
2017/11	42	604,410	7	380,560	5	102,000	6	35,000	23	85,350	1	1,500
2017/12	28	374,030	7	150,000	6	180,000	0	0	0	44,030	0	0
2018/01	26	1,733,001	15	1,690,000	0	0	1	2,000	10	41,001	0	0
2018/02	69	3,072,540	22	2,696,450	8	258,900	7	46,000	31	70,190	1	1,000
2018/03	100	546,100	1	50,000	7	96,500	24	203,330	64	187,270	4	9,000
2018/04	74	1,311,780	13	1,033,000	4	40,000	20	110,530	35	125,750	2	2,500

日本円TIBOR (DTIBOR)

年/月	合計		0-2Y		2-5Y		5-10Y	
	債務負担件数	債務負担金額	債務負担件数	債務負担金額	債務負担件数	債務負担金額	債務負担件数	債務負担金額
2017/05	26	5,290	11	2,178	9	1,561	6	1,550
2017/06	36	13,614	0	0	11	2,754	25	10,860
2017/07	20	15,749	1	200	8	2,201	11	13,349
2017/08	93	408,914	8	90,300	54	243,126	31	75,488
2017/09	144	254,919	34	110,921	59	125,185	51	28,714
2017/10	86	134,926	34	71,188	36	46,441	16	17,297
2017/11	49	212,491	3	37	24	106,115	22	106,339
2017/12	62	462,908	4	50,015	35	402,150	23	10,743
2018/01	27	256,941	16	250,130	7	3,200	4	3,511
2018/02	24	68,760	5	61,528	6	315	13	6,917
2018/03	71	39,778	4	99	24	23,555	43	16,124
2018/04	41	24,297	1	100	15	4,464	25	19,713

Basis Swap

LIBOR

(単位: 件、百万円)

年/月	合計		0-2Y		2-5Y		5-10Y		10-30Y		30+Y	
	債務負担件数	債務負担金額	債務負担件数	債務負担金額	債務負担件数	債務負担金額	債務負担件数	債務負担金額	債務負担件数	債務負担金額	債務負担件数	債務負担金額
2017/05	353	4,218,710	33	1,230,230	42	674,370	154	1,629,680	119	667,430	5	17,000
2017/06	326	7,587,530	59	4,042,730	53	1,430,050	80	1,312,720	134	794,310	3	7,720
2017/07	296	4,884,180	47	2,580,850	50	846,730	71	748,030	123	691,570	5	17,000
2017/08	268	3,836,480	20	749,790	33	639,090	108	1,667,780	106	779,320	1	500
2017/09	378	3,616,550	17	610,870	58	883,130	141	1,125,680	150	973,370	12	17,500
2017/10	215	2,484,000	2	73,360	37	777,810	94	1,157,180	75	464,650	7	11,000
2017/11	160	1,922,730	8	184,430	7	114,470	80	1,283,510	63	326,320	2	14,000
2017/12	203	5,125,390	28	1,456,000	35	1,451,590	74	1,502,780	65	710,020	1	5,000
2018/01	260	4,440,030	6	350,000	55	1,840,010	70	1,348,500	129	800,520	0	0
2018/02	173	2,525,110	6	350,490	42	1,094,310	74	862,950	51	217,360	0	0
2018/03	234	2,781,720	11	448,550	45	907,700	74	907,200	92	488,050	12	30,220
2018/04	238	3,897,130	10	450,650	40	1,782,960	97	1,006,640	85	555,880	6	11,000

※6M-LIBOR vs 3M-LIBOR、6M-LIBOR vs 1M-LIBOR及び3M-LIBOR vs 1M-LIBORが対象

ユーロ円TIBOR (ZTIBOR)

(単位: 件、百万円)

年/月	合計		0-2Y		2-5Y		5-10Y		10-20Y	
	債務負担件数	債務負担金額	債務負担件数	債務負担金額	債務負担件数	債務負担金額	債務負担件数	債務負担金額	債務負担件数	債務負担金額
2017/05	47	655,630	0	0	12	399,850	22	170,800	13	84,880
2017/06	57	898,540	8	150,850	25	492,640	10	92,500	14	72,550
2017/07	50	2,735,920	4	65,000	30	573,020	11	81,400	5	16,500
2017/08	52	723,490	8	240,000	16	290,000	11	119,000	17	74,490
2017/09	32	238,000	0	0	3	20,000	16	139,000	13	79,000
2017/10	44	856,950	9	279,040	15	353,020	17	184,890	3	40,000
2017/11	19	209,030	2	25,000	10	148,030	6	34,000	1	2,000
2017/12	31	960,000	6	200,000	15	655,000	3	25,000	7	80,000
2018/01	13	149,300	0	0	1	10,000	3	37,000	9	102,300
2018/02	46	733,080	0	0	162,000	215,000	21	258,590	14	97,500
2018/03	185	3,727,420	17	745,390	33	1,340,490	55	1,039,390	80	602,150
2018/04	31	626,250	8	377,800	11	210,000	2	8,000	10	30,450

※6M-ZTIBOR vs 3M-ZTIBOR、6M-ZTIBOR vs 1M-ZTIBOR及び3M-ZTIBOR vs 1M-ZTIBORが対象

日本円TIBOR (DTIBOR)

(単位: 件、百万円)

年/月	合計		0-2Y		2-5Y		5-10Y	
	債務負担件数	債務負担金額	債務負担件数	債務負担金額	債務負担件数	債務負担金額	債務負担件数	債務負担金額
2017/05	0	0	0	0	0	0	0	0
2017/06	0	0	0	0	0	0	0	0
2017/07	0	0	0	0	0	0	0	0
2017/08	0	0	0	0	0	0	0	0
2017/09	0	0	0	0	0	0	0	0
2017/10	0	0	0	0	0	0	0	0
2017/11	0	0	0	0	0	0	0	0
2017/12	0	0	0	0	0	0	0	0
2018/01	0	0	0	0	0	0	0	0
2018/02	0	0	0	0	0	0	0	0
2018/03	0	0	0	0	0	0	0	0
2018/04	0	0	0	0	0	0	0	0

※6M-DTIBOR vs 3M-DTIBOR、6M-DTIBOR vs 1M-DTIBOR及び3M-DTIBOR vs 1M-DTIBORが対象

LIBOR vs ユーロ円TIBOR (ZTIBOR)

(単位: 件、百万円)

年/月	合計		0-2Y		2-5Y		5-10Y		10-20Y	
	債務負担件数	債務負担金額	債務負担件数	債務負担金額	債務負担件数	債務負担金額	債務負担件数	債務負担金額	債務負担件数	債務負担金額
2017/05	232	3,051,600	23	778,330	60	1,219,280	95	791,340	54	262,650
2017/06	339	4,326,280	67	2,274,010	52	784,180	84	702,000	136	565,190
2017/07	235	3,660,030	55	1,502,230	76	1,511,480	50	394,390	54	251,930
2017/08	253	8,746,550	70	6,762,620	50	910,190	86	796,230	47	287,510
2017/09	336	8,116,990	54	5,763,500	49	830,890	117	985,170	116	537,430
2017/10	182	5,073,280	58	3,850,000	33	545,760	38	399,850	53	280,690
2017/11	194	3,261,490	21	1,017,680	50	972,490	86	1,120,100	37	151,220
2017/12	163	3,876,220	31	1,884,800	52	1,270,090	55	589,040	25	132,290
2018/01	108	2,379,890	22	936,690	27	670,550	44	709,430	16	63,230
2018/02	187	2,984,980	21	1,173,520	45	997,760	74	649,370	47	163,930
2018/03	372	6,587,700	40	2,317,020	69	1,879,200	136	1,776,300	127	615,180
2018/04	129	3,077,570	25	1,055,140	27	1,016,290	35	727,660	42	278,450

※6M-LIBOR vs 6M-ZTIBOR、6M-LIBOR vs 3M-ZTIBOR、6M-LIBOR vs 1M-ZTIBOR、3M-LIBOR vs 6M-ZTIBOR、3M-LIBOR vs 3M-ZTIBOR、3M-LIBOR vs 1M-ZTIBOR、1M-LIBOR vs 6M-ZTIBOR、1M-LIBOR vs 3M-ZTIBOR及び1M-LIBOR vs 1M-ZTIBORが対象

LIBOR vs 日本円TIBOR (DTIBOR)

(単位: 件、百万円)

年/月	合計		0-2Y		2-5Y		5-10Y	
	債務負担件数	債務負担金額	債務負担件数	債務負担金額	債務負担件数	債務負担金額	債務負担件数	債務負担金額
2017/05	0	0	0	0	0	0	0	0
2017/06	0	0	0	0	0	0	0	0
2017/07	0	0	0	0	0	0	0	0
2017/08	1	500	0	0	0	0	1	500
2017/09	1	1,500	0	0	0	0	1	1,500
2017/10	0	0	0	0	0	0	0	0
2017/11	0	0	0	0	0	0	0	0
2017/12	0	0	0	0	0	0	0	0
2018/01	0	0	0	0	0	0	0	0
2018/02	0	0	0	0	0	0	0	0
2018/03	1	2,000	0	0	0	0	1	2,000
2018/04	0	0	0	0	0	0	0	0

※6M-LIBOR vs 6M-DTIBOR、6M-LIBOR vs 3M-DTIBOR、6M-LIBOR vs 1M-DTIBOR、3M-LIBOR vs 6M-DTIBOR、3M-LIBOR vs 3M-DTIBOR、3M-LIBOR vs 1M-DTIBOR、1M-LIBOR vs 6M-DTIBOR、1M-LIBOR vs 3M-DTIBOR及び1M-LIBOR vs 1M-DTIBORが対象

ユーロ円TIBOR (ZTIBOR) vs 日本円TIBOR (DTIBOR)

(単位: 件、百万円)

年/月	合計		0-2Y		2-5Y		5-10Y	
	債務負担件数	債務負担金額	債務負担件数	債務負担金額	債務負担件数	債務負担金額	債務負担件数	債務負担金額
2017/05	0	0	0	0	0	0	0	0
2017/06	0	0	0	0	0	0	0	0
2017/07	0	0	0	0	0	0	0	0
2017/08	0	0	0	0	0	0	0	0
2017/09	0	0	0	0	0	0	0	0
2017/10	0	0	0	0	0	0	0	0
2017/11	0	0	0	0	0	0	0	0
2017/12	0	0	0	0	0	0	0	0
2018/01	0	0	0	0	0	0	0	0
2018/02	0	0	0	0	0	0	0	0
2018/03	0	0	0	0	0	0	0	0
2018/04	0	0	0	0	0	0	0	0

※6M-ZTIBOR vs 6M-DTIBOR、6M-ZTIBOR vs 3M-DTIBOR、6M-ZTIBOR vs 1M-DTIBOR、3M-ZTIBOR vs 6M-DTIBOR、3M-ZTIBOR vs 3M-DTIBOR、3M-ZTIBOR vs 1M-DTIBOR、1M-ZTIBOR vs 6M-DTIBOR、1M-ZTIBOR vs 3M-DTIBOR及び1M-ZTIBOR vs 1M-DTIBORが対象

[USD]

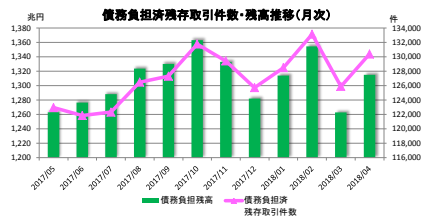
vs Fixed

LIBOR

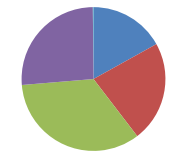
(単位: 件、百万米ドル)

年/月	合計		0-2Y		2-5Y		5-10Y		10-30Y	
	債務負担件数	債務負担金額	債務負担件数	債務負担金額	債務負担件数	債務負担金額	債務負担件数	債務負担金額	債務負担件数	債務負担金額
2017/05	0	0	0	0	0	0	0	0	0	0
2017/06	0	0	0	0	0	0	0	0	0	0
2017/07	0	0	0	0	0	0	0	0	0	0
2017/08	0	0	0	0	0	0	0	0	0	0
2017/09	0	0	0	0	0	0	0	0	0	0
2017/10	0	0	0	0	0	0	0	0	0	0
2017/11	0	0	0	0	0	0	0	0	0	0
2017/12	0	0	0	0	0	0	0	0	0	0
2018/01	0	0	0	0	0	0	0	0	0	0
2018/02	0	0	0	0	0	0	0	0	0	0
2018/03	0	0	0	0	0	0	0	0	0	0
2018/04	0	0	0	0	0	0	0	0	0	0

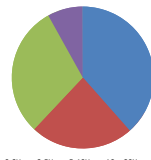
債務負担済残存取引件数・残高



債務負担済残存取引件数(テナ一別)



債務負担残高(テナ一別)



※2018/04末時点における債務負担済残存取引件数に係る割合

※2018/04末時点における債務負担残高に係る割合

<合計>

年/月	合計		0-2Y		2-5Y		5-10Y		10-30Y		30+Y	
	債務負担済 残存取引件数	債務負担残高	債務負担済 残存取引件数	債務負担残高	債務負担済 残存取引件数	債務負担残高	債務負担済 残存取引件数	債務負担残高	債務負担済 残存取引件数	債務負担残高	債務負担済 残存取引件数	債務負担残高
2017/05	122,970	1,263,024,244	19,577	486,985,587	26,706	291,873,672	45,033	391,424,481	31,069	92,496,058	179	243,446
2017/06	121,849	1,276,517,221	20,465	508,580,478	26,612	288,390,900	44,016	389,828,752	30,576	89,459,175	177	257,335
2017/07	122,323	1,288,119,005	20,706	515,427,558	26,749	288,156,531	44,206	393,799,607	30,478	90,499,519	182	235,791
2017/08	126,479	1,323,919,360	21,027	521,973,526	27,464	293,132,313	45,925	412,167,361	31,867	96,191,799	194	254,361
2017/09	127,308	1,330,173,088	21,405	522,042,300	27,145	295,649,527	46,152	417,112,414	31,850	95,094,958	190	273,889
2017/10	131,777	1,363,072,942	22,027	527,317,163	28,754	305,053,849	47,845	431,017,978	32,968	99,448,924	181	235,029
2017/11	129,424	1,332,831,107	21,841	514,974,244	28,195	296,854,308	46,550	423,364,132	32,537	97,412,548	175	225,575
2017/12	125,719	1,292,015,437	21,588	495,506,719	28,015	295,871,917	43,840	388,913,563	32,101	97,488,980	174	234,257
2018/01	128,486	1,313,991,763	21,800	512,735,724	28,580	302,989,473	44,855	398,288,893	33,001	101,722,363	182	255,310
2018/02	133,134	1,354,434,333	22,396	523,041,468	29,681	315,459,792	46,456	408,250,512	34,433	107,446,571	167	235,990
2018/03	125,993	1,282,865,899	21,314	483,928,998	28,546	296,641,199	42,947	380,703,655	32,882	101,239,871	202	353,368
2018/04	130,377	1,315,028,739	22,076	506,066,730	29,550	309,444,557	44,424	393,257,496	34,126	105,913,993	199	345,962

<内訳>

[JPY]
vs Fixed

LIBOR

年/月	合計		0-2Y		2-5Y		5-10Y		10-30Y		30+Y	
	債務負担済 残存取引件数	債務負担残高	債務負担済 残存取引件数	債務負担残高	債務負担済 残存取引件数	債務負担残高	債務負担済 残存取引件数	債務負担残高	債務負担済 残存取引件数	債務負担残高	債務負担済 残存取引件数	債務負担残高
2017/05	98,797	996,742,498	14,911	376,675,836	19,643	209,818,433	36,558	325,494,968	27,513	80,527,094	172	226,366
2017/06	97,034	1,001,689,400	15,110	393,471,631	19,513	207,991,934	35,369	326,112,154	26,970	78,963,426	172	250,255
2017/07	96,971	1,006,781,389	15,198	393,748,580	19,520	206,333,235	35,390	328,835,700	26,677	77,629,163	179	234,711
2017/08	100,621	1,031,482,472	15,363	392,300,362	20,144	210,448,841	36,929	345,453,436	27,994	83,029,552	190	250,281
2017/09	100,689	1,033,919,703	15,589	389,791,866	20,243	213,423,375	36,845	348,697,738	27,824	81,038,914	186	271,809
2017/10	104,776	1,063,957,099	16,023	393,636,807	21,208	222,490,538	38,480	361,876,367	28,895	85,725,436	175	227,949
2017/11	102,231	1,032,199,380	15,825	381,130,082	20,698	213,843,896	37,143	353,460,254	28,392	83,540,663	172	224,495
2017/12	98,200	978,313,735	15,441	385,467,795	20,289	210,433,619	34,365	317,785,914	27,630	83,393,238	171	231,177
2018/01	101,996	1,025,635,343	15,866	383,422,942	21,187	223,397,751	35,903	330,883,426	28,871	87,676,994	179	254,230
2018/02	106,381	1,062,366,636	16,311	391,002,677	22,236	235,609,648	37,439	342,266,140	30,230	93,253,260	164	234,910
2018/03	98,537	967,819,464	15,178	353,376,713	20,868	214,196,751	33,635	313,751,158	28,459	85,951,094	195	344,288
2018/04	102,700	1,017,060,256	15,830	375,068,277	21,839	225,375,384	36,243	325,747,222	29,595	90,514,491	193	336,682

ユーロ円TIBOR (ZIBOR)

年/月	合計		0-2Y		2-5Y		5-10Y		10-20Y	
	債務負担済 残存取引件数	債務負担残高	債務負担済 残存取引件数	債務負担残高	債務負担済 残存取引件数	債務負担残高	債務負担済 残存取引件数	債務負担残高	債務負担済 残存取引件数	債務負担残高
2017/05	2,170	40,390,994	580	19,169,791	650	12,848,983	691	7,354,955	249	1,017,264
2017/06	2,206	40,957,765	591	19,252,126	646	12,720,894	710	7,921,056	252	1,003,690
2017/07	2,249	41,363,630	595	19,254,004	651	12,767,465	752	8,279,975	251	1,062,186
2017/08	2,259	41,530,790	599	19,641,644	653	12,479,438	758	8,367,200	249	1,042,508
2017/09	2,280	41,091,187	602	19,404,379	654	12,532,354	768	8,005,250	255	1,059,204
2017/10	2,271	40,654,019	604	19,050,701	666	12,589,504	765	7,998,870	254	1,004,943
2017/11	2,261	40,358,486	576	19,109,745	672	12,320,078	757	7,923,583	255	1,005,080
2017/12	2,287	38,920,591	585	17,453,337	683	12,421,587	764	8,028,260	254	1,017,406
2018/01	2,282	38,121,428	572	16,291,160	685	12,548,897	767	8,127,818	257	1,153,853
2018/02	2,286	37,523,731	568	15,851,889	683	12,331,087	781	8,207,980	253	1,132,775
2018/03	2,321	38,919,634	578	16,733,705	697	12,635,851	789	8,358,308	257	1,191,771
2018/04	2,381	38,817,738	580	16,585,277	701	12,545,065	798	8,478,115	302	1,208,827

OIS

年/月	合計		0-2Y		2-5Y		5-10Y		10-30Y		30+Y	
	債務負担済 残存取引件数	債務負担残高	債務負担済 残存取引件数	債務負担残高	債務負担済 残存取引件数	債務負担残高	債務負担済 残存取引件数	債務負担残高	債務負担済 残存取引件数	債務負担残高	債務負担済 残存取引件数	債務負担残高
2017/05	1,084	9,719,092	203	5,764,660	209	1,766,670	288	1,290,345	384	897,417	0	0
2017/06	1,096	10,019,822	213	6,130,480	206	1,689,680	291	1,297,795	386	901,867	0	0
2017/07	1,147	10,396,072	210	6,138,790	228	1,957,560	297	1,323,305	412	976,427	0	0
2017/08	1,170	11,837,122	225	7,621,410	221	1,883,510	300	1,324,765	423	1,004,437	1	3,000
2017/09	1,201	10,724,092	222	6,422,510	224	1,871,980	309	1,375,165	446	1,054,437	0	0
2017/10	1,260	10,827,027	226	6,474,570	229	1,831,220	320	1,398,355	477	1,122,882	0	0
2017/11	1,276	10,751,837	226	6,371,530	226	1,783,220	325	1,398,355	498	1,198,732	0	0
2017/12	1,290	10,818,587	227	6,333,250	228	1,856,220	330	1,417,155	504	1,211,962	0	0
2018/01	1,302	11,425,588	233	6,973,650	227	1,789,820	326	1,410,155	513	1,251,963	0	0
2018/02	1,341	13,438,128	240	8,964,910	222	1,699,910	336	1,459,955	542	1,313,353	0	0
2018/03	1,429	13,636,658	240	8,752,910	239	1,886,410	352	1,528,845	595	1,466,493	2	2,000
2018/04	1,485	14,083,018	247	9,032,830	240	1,874,690	372	1,642,955	625	1,533,163	0	0

日本円TIBOR (DTIBOR)

年/月	合計		0-2Y		2-5Y		5-10Y	
	債務負担済 残存取引件数	債務負担残高	債務負担済 残存取引件数	債務負担残高	債務負担済 残存取引件数	債務負担残高	債務負担済 残存取引件数	債務負担残高
2017/05	984	2,638,374	143	403,900	507	1,233,505	334	1,000,969
2017/06	1,021	2,630,247	158	433,511	518	1,204,112	345	992,624
2017/07	1,039	2,843,338	159	434,194	527	1,205,160	353	1,003,983
2017/08	1,147	3,102,709	175	539,529	585	1,449,203	387	1,113,976
2017/09	1,294	3,389,200	211	648,705	654	1,579,988	429	1,160,507
2017/10	1,371	3,490,332	284	771,474	713	1,661,886	394	1,056,972
2017/11	1,390	3,495,228	277	913,087	726	1,597,164	387	984,977
2017/12	1,423	3,465,657	285	967,107	735	1,559,241	403	939,310
2018/01	1,436	3,543,017	309	1,153,365	732	1,408,227	394	981,405
2018/02	1,453	3,549,521	322	1,179,955	736	1,376,308	385	991,257
2018/03	1,503	3,415,179	333	1,178,478	752	1,332,217	418	904,485
2018/04	1,535	3,411,047	356	1,197,983	769	1,355,882	410	857,182

