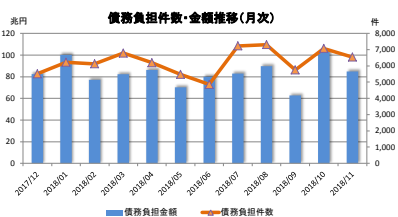


月次統計データ(金利スワップ)

2018/11

債務負担件数・金額

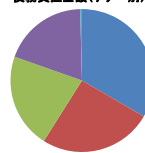


債務負担件数(テナー別)



※2018/11における債務負担件数に係る割合

債務負担金額(テナー別)



※2018/11における債務負担金額に係る割合

<合計>

年/月	合計		0-2Y		2-5Y		5-10Y		10-30Y		30+Y	
	債務負担件数	債務負担金額	債務負担件数	債務負担金額	債務負担件数	債務負担金額	債務負担件数	債務負担金額	債務負担件数	債務負担金額	債務負担件数	債務負担金額
2017/12	5,509	82,404,900	585	24,230,135	729	17,748,400	1,633	22,769,435	2,446	17,395,104	116	261,825
2018/01	6,223	100,107,826	769	38,560,540	664	17,940,660	1,978	26,254,204	2,698	17,149,653	114	202,768
2018/02	6,123	77,080,068	691	27,329,008	698	14,767,846	1,755	20,156,981	2,824	14,479,023	155	347,210
2018/03	6,784	82,245,183	600	29,012,819	815	16,645,500	1,796	19,227,269	3,378	16,905,416	196	454,139
2018/04	6,193	86,165,956	866	37,838,805	560	13,016,093	1,551	18,926,615	3,035	16,026,430	181	358,013
2018/05	5,474	70,166,764	815	30,519,876	580	13,145,237	1,252	13,264,666	2,732	13,101,901	95	135,086
2018/06	4,853	79,902,629	848	44,254,729	462	10,147,941	1,126	12,882,528	2,273	12,336,583	144	280,847
2018/07	7,233	82,883,107	626	25,435,239	686	15,150,370	1,748	21,776,975	3,889	20,067,234	284	453,289
2018/08	7,309	89,727,862	613	30,111,949	794	16,381,235	2,000	23,189,524	3,741	17,742,744	161	301,610
2018/09	5,746	82,646,773	371	15,530,658	579	13,552,218	1,629	18,075,114	2,938	14,991,439	229	497,344
2018/10	7,075	102,691,674	1,071	48,747,625	729	17,635,563	1,698	20,015,778	3,228	15,648,175	349	644,534
2018/11	6,541	84,803,539	643	28,305,160	852	21,698,035	1,597	18,194,080	3,237	16,260,484	212	345,781

<内訳>

[JPY]
vs Fixed

LIBOR

年/月	合計		0-2Y		2-5Y		5-10Y		10-30Y		30+Y	
	債務負担件数	債務負担金額	債務負担件数	債務負担金額	債務負担件数	債務負担金額	債務負担件数	債務負担金額	債務負担件数	債務負担金額	債務負担件数	債務負担金額
2017/12	4,972	70,784,009	500	20,284,320	573	13,519,570	1,462	20,403,872	2,322	16,319,421	115	256,825
2018/01	5,758	90,453,764	709	35,283,730	570	15,349,900	1,849	24,027,764	2,516	15,899,602	114	202,768
2018/02	5,589	67,939,897	632	22,834,620	589	12,190,561	1,541	18,052,164	2,673	13,877,943	154	346,210
2018/03	5,725	66,124,207	513	24,144,760	601	11,732,054	1,436	14,909,945	2,996	14,922,528	179	414,919
2018/04	5,586	76,778,320	798	34,707,115	455	9,902,359	1,363	16,958,072	2,797	14,866,261	173	344,513
2018/05	4,989	59,950,421	715	25,477,556	455	10,689,928	1,105	11,591,055	2,531	12,069,797	93	131,086
2018/06	4,244	72,547,172	794	42,250,409	348	6,663,491	941	10,479,638	2,029	10,899,237	132	254,397
2018/07	6,632	74,837,970	583	23,919,339	591	13,521,290	1,559	18,778,200	3,625	18,204,553	274	414,589
2018/08	6,661	80,441,671	542	27,112,619	652	15,894,262	1,800	20,801,525	3,509	16,378,156	158	295,110
2018/09	4,937	62,889,725	350	13,416,868	465	11,211,901	1,291	14,463,693	2,614	13,332,329	217	464,844
2018/10	6,312	88,748,345	992	43,322,903	618	14,571,258	1,485	16,824,465	2,877	13,407,335	340	622,384
2018/11	5,865	75,172,940	594	25,901,650	721	18,961,598	1,407	15,628,622	2,939	14,353,789	204	327,281

ユーロ円TIBOR (ZTIBOR)

年/月	合計		0-2Y		2-5Y		5-10Y		10-30Y	
	債務負担件数	債務負担金額	債務負担件数	債務負担金額	債務負担件数	債務負担金額	債務負担件数	債務負担金額	債務負担件数	債務負担金額
2017/12	46	620,000	9	205,000	13	270,000	16	238,000	8	107,900
2018/01	23	593,700	1	50,000	4	67,000	6	124,000	12	352,700
2018/02	32	380,000	1	50,000	1	2,000	5	281,000	5	47,000
2018/03	88	2,431,000	14	1,307,000	36	666,000	27	373,000	11	85,000
2018/04	88	490,000	9	165,000	8	60,000	9	96,000	62	169,000
2018/05	37	494,100	8	149,000	1	2,000	16	245,900	12	97,200
2018/06	47	651,500	5	60,000	3	45,000	18	274,000	21	272,500
2018/07	44	425,289	3	55,000	3	20,000	2	32,000	36	318,289
2018/08	63	758,800	9	396,000	6	153,000	4	47,200	44	162,600
2018/09	31	354,700	4	127,000	6	118,000	10	47,300	11	62,400
2018/10	24	1,273,000	9	1,080,000	4	96,000	0	0	11	97,000
2018/11	28	1,138,074	7	801,074	3	225,000	5	40,000	13	72,000

OIS

年/月	合計		0-2Y		2-5Y		5-10Y		10-30Y		30+Y	
	債務負担件数	債務負担金額	債務負担件数	債務負担金額	債務負担件数	債務負担金額	債務負担件数	債務負担金額	債務負担件数	債務負担金額	債務負担件数	債務負担金額
2017/12	28	374,030	1	150,000	6	180,000	0	0	15	44,030	0	0
2018/01	26	1,733,001	7	1,690,000	0	0	1	2,000	10	41,001	0	0
2018/02	69	3,072,540	22	2,696,450	8	256,900	7	46,000	31	70,190	1	1,000
2018/03	100	546,100	1	50,000	7	96,500	24	203,330	64	187,270	4	9,000
2018/04	74	1,311,780	13	1,033,000	4	40,000	20	110,530	35	125,750	2	2,500
2018/05	71	2,647,680	16	2,155,270	8	256,400	15	116,350	30	115,660	2	4,000
2018/06	38	620,580	6	310,000	6	112,700	5	43,300	19	50,580	3	4,080
2018/07	50	817,670	13	579,780	3	30,000	9	98,940	25	108,950	0	0
2018/08	83	1,610,890	9	720,000	29	655,000	14	141,620	28	87,770	3	6,500
2018/09	42	633,270	2	290,000	7	91,770	7	72,500	19	62,500	7	16,500
2018/10	67	1,352,605	14	1,085,605	3	75,000	23	126,720	24	60,980	3	4,300
2018/11	75	825,410	4	210,360	19	364,800	9	63,100	41	183,150	2	4,000

日本円TIBOR (DTIBOR)

年/月	合計		0-2Y		2-5Y		5-10Y		10-20Y	
	債務負担件数	債務負担金額	債務負担件数	債務負担金額	債務負担件数	債務負担金額	債務負担件数	債務負担金額	債務負担件数	債務負担金額
2017/12	62	462,908	4	50,015	35	402,150	23	10,743		
2018/01	27	266,841	16	250,130	7	5,200	4	3,511		
2018/02	24	68,760	5	61,528	6	315	13	6,917		
2018/03	71	39,778	4	39,778	24	23,555	43	16,124		
2018/04	41	24,297	1	100	15	4,484	25	19,713		
2018/05	41	37,639	0	0	22	9,058	19	28,581		
2018/06	48	17,810	1	10	20	4,540	27	13,260		
2018/07	34	38,916	3	20,020	12	7,440	19	11,456		
2018/08	46	306,753	2	21,010	20	98,973	27	186,859		
2018/09	83	415,309	0	0	12	31,317	51	126,101	20	257,890
2018/10	68	220,964	6	847	30	158,375	30	9,242	2	52,500
2018/11	33	37,491	7	6,676	8	1,697	9	6,518	9	23,600

Basis Swap

LIBOR

(単位: 件、百万円)

年/月	合計		0-2Y		2-5Y		5-10Y		10-30Y		30+Y	
	債務負担件数	債務負担金額	債務負担件数	債務負担金額	債務負担件数	債務負担金額	債務負担件数	債務負担金額	債務負担件数	債務負担金額	債務負担件数	債務負担金額
2017/12	203	5,125,390	28	1,456,000	35	1,451,590	74	1,502,780	65	710,020	1	5,000
2018/01	220	4,440,330	6	350,000	55	1,840,010	70	1,349,500	129	900,520	0	0
2018/02	173	2,525,110	6	350,490	42	1,094,310	74	862,950	51	217,360	0	0
2018/03	234	2,781,720	11	448,550	45	907,700	74	907,200	92	488,050	12	30,220
2018/04	238	3,807,130	10	450,650	40	1,782,960	97	1,006,640	85	555,860	6	11,000
2018/05	157	2,425,400	19	504,950	37	888,740	50	689,730	51	341,980	0	0
2018/06	182	2,769,980	10	602,560	18	510,820	50	986,310	95	647,920	9	22,370
2018/07	220	3,626,160	5	72,500	24	627,620	108	2,393,230	73	494,110	10	38,700
2018/08	151	2,409,320	28	1,038,110	18	134,500	64	899,430	41	340,280	0	0
2018/09	304	5,369,280	7	1,553,000	28	1,125,010	143	2,010,060	121	665,210	5	16,000
2018/10	332	6,928,250	35	2,522,320	21	613,480	112	2,515,760	158	1,258,840	6	17,850
2018/11	277	5,071,740	18	693,400	74	1,818,460	89	1,777,850	90	787,630	6	14,500

※6M-LIBOR vs 3M-LIBOR、6M-LIBOR vs 1M-LIBOR及び3M-LIBOR vs 1M-LIBORが対象

ユーロ円TIBOR (ZTIBOR)

(単位: 件、百万円)

年/月	合計		0-2Y		2-5Y		5-10Y		10-30Y	
	債務負担件数	債務負担金額	債務負担件数	債務負担金額	債務負担件数	債務負担金額	債務負担件数	債務負担金額	債務負担件数	債務負担金額
2017/12	31	960,000	6	200,000	15	655,000	3	25,000	7	80,000
2018/01	13	149,300	0	0	1	10,000	3	37,000	9	102,300
2018/02	45	373,080	4	162,000	4	215,000	21	268,580	14	97,500
2018/03	185	3,727,420	17	745,390	33	1,340,490	55	1,039,390	80	602,150
2018/04	31	626,250	8	377,800	11	210,000	2	8,000	10	30,450
2018/05	40	351,240	4	60,000	5	109,970	11	135,000	20	56,270
2018/06	54	684,500	8	224,970	8	132,000	20	284,950	18	42,580
2018/07	81	781,100	2	30,000	10	95,000	11	64,810	58	591,290
2018/08	43	617,090	3	15,490	7	183,230	10	196,930	23	221,440
2018/09	81	1,010,230	1	28,000	18	325,740	18	450,480	34	205,010
2018/10	65	1,926,720	1	30,000	25	1,360,100	16	371,400	23	165,220
2018/11	20	272,420	4	110,000	8	117,370	8	3,280	7	41,770

※6M-ZTIBOR vs 3M-ZTIBOR、6M-ZTIBOR vs 1M-ZTIBOR及び3M-ZTIBOR vs 1M-ZTIBORが対象

日本円TIBOR (DTIBOR)

(単位: 件、百万円)

年/月	合計		0-2Y		2-5Y		5-10Y		10-20Y	
	債務負担件数	債務負担金額	債務負担件数	債務負担金額	債務負担件数	債務負担金額	債務負担件数	債務負担金額	債務負担件数	債務負担金額
2017/12	0	0	0	0	0	0	0	0	0	0
2018/01	0	0	0	0	0	0	0	0	0	0
2018/02	0	0	0	0	0	0	0	0	0	0
2018/03	0	0	0	0	0	0	0	0	0	0
2018/04	0	0	0	0	0	0	0	0	0	0
2018/05	0	0	0	0	0	0	0	0	0	0
2018/06	0	0	0	0	0	0	0	0	0	0
2018/07	0	0	0	0	0	0	0	0	0	0
2018/08	0	0	0	0	0	0	0	0	0	0
2018/09	0	0	0	0	0	0	0	0	0	0
2018/10	0	0	0	0	0	0	0	0	0	0
2018/11	0	0	0	0	0	0	0	0	0	0

※6M-DTIBOR vs 3M-DTIBOR、6M-DTIBOR vs 1M-DTIBOR及び3M-DTIBOR vs 1M-DTIBORが対象

LIBOR vs ユーロ円TIBOR (ZTIBOR)

(単位: 件、百万円)

年/月	合計		0-2Y		2-5Y		5-10Y		10-30Y	
	債務負担件数	債務負担金額	債務負担件数	債務負担金額	債務負担件数	債務負担金額	債務負担件数	債務負担金額	債務負担件数	債務負担金額
2017/12	163	3,876,220	31	1,884,800	52	1,270,090	55	589,040	25	132,290
2018/01	106	2,379,890	22	936,690	27	670,550	44	709,430	16	63,230
2018/02	187	2,984,980	21	1,173,920	45	997,760	74	649,370	47	163,930
2018/03	372	6,587,700	40	2,317,020	69	1,879,200	136	1,776,300	127	615,180
2018/04	128	3,077,570	25	1,055,140	27	1,016,290	35	727,660	42	278,480
2018/05	227	4,241,920	53	2,173,100	52	1,189,140	96	458,050	86	421,630
2018/06	234	2,709,810	24	806,780	59	679,390	65	801,070	86	422,570
2018/07	166	2,352,490	17	758,600	43	849,020	40	398,340	66	346,530
2018/08	255	3,581,770	20	911,720	62	1,302,370	81	915,950	92	651,730
2018/09	256	2,072,310	5	115,700	42	645,780	91	904,980	118	405,850
2018/10	207	2,241,730	14	705,950	28	761,350	32	168,190	133	606,300
2018/11	241	2,282,965	9	585,000	19	205,910	76	672,410	138	919,645

※6M-LIBOR vs 6M-ZTIBOR、6M-LIBOR vs 3M-ZTIBOR、6M-LIBOR vs 1M-ZTIBOR、3M-LIBOR vs 6M-ZTIBOR、3M-LIBOR vs 3M-ZTIBOR、3M-LIBOR vs 1M-ZTIBOR、1M-LIBOR vs 6M-ZTIBOR、1M-LIBOR vs 3M-ZTIBOR及び1M-LIBOR vs 1M-ZTIBORが対象

LIBOR vs 日本円TIBOR (DTIBOR)

(単位: 件、百万円)

年/月	合計		0-2Y		2-5Y		5-10Y		10-20Y	
	債務負担件数	債務負担金額	債務負担件数	債務負担金額	債務負担件数	債務負担金額	債務負担件数	債務負担金額	債務負担件数	債務負担金額
2017/12	0	0	0	0	0	0	0	0	0	0
2018/01	1	1,000	0	0	0	0	1	1,000	0	0
2018/02	0	0	0	0	0	0	0	0	0	0
2018/03	1	2,000	0	0	0	0	1	2,000	0	0
2018/04	0	0	0	0	0	0	0	0	0	0
2018/05	0	0	0	0	0	0	0	0	0	0
2018/06	0	0	0	0	0	0	0	0	0	0
2018/07	0	0	0	0	0	0	0	0	0	0
2018/08	0	0	0	0	0	0	0	0	0	0
2018/09	2	1,950	0	0	1	1,700	0	0	1	250
2018/10	2	2,500	0	0	0	0	0	0	0	0
2018/11	0	0	0	0	0	2,200	1	200	0	0

※6M-LIBOR vs 6M-DTIBOR、6M-LIBOR vs 3M-DTIBOR、6M-LIBOR vs 1M-DTIBOR、3M-LIBOR vs 6M-DTIBOR、3M-LIBOR vs 3M-DTIBOR、3M-LIBOR vs 1M-DTIBOR、1M-LIBOR vs 6M-DTIBOR、1M-LIBOR vs 3M-DTIBOR及び1M-LIBOR vs 1M-DTIBORが対象

ユーロ円TIBOR (ZTIBOR) vs 日本円TIBOR (DTIBOR)

(単位: 件、百万円)

年/月	合計		0-2Y		2-5Y		5-10Y		10-20Y	
	債務負担件数	債務負担金額	債務負担件数	債務負担金額	債務負担件数	債務負担金額	債務負担件数	債務負担金額	債務負担件数	債務負担金額
2017/12	0	0	0	0	0	0	0	0	0	0
2018/01	0	0	0	0	0	0	0	0	0	0
2018/02	0	0	0	0	0	0	0	0	0	0
2018/03	0	0	0	0	0	0	0	0	0	0
2018/04	2	50,000	2	50,000	0	0	0	0	0	0
2018/05	0	0	0	0	0	0	0	0	0	0
2018/06	0	0	0	0	0	0	0	0	0	0
2018/07	0	0	0	0	0	0	0	0	0	0
2018/08	0	0	0	0	0	0	0	0	0	0
2018/09	0	0	0	0	0	0	0	0	0	0
2018/10	0	0	0	0	0	0	0	0	0	0
2018/11	0	0	0	0	0	0	0	0	0	0

※6M-ZTIBOR vs 6M-DTIBOR、6M-ZTIBOR vs 3M-DTIBOR、6M-ZTIBOR vs 1M-DTIBOR、3M-ZTIBOR vs 6M-DTIBOR、3M-ZTIBOR vs 3M-DTIBOR、3M-ZTIBOR vs 1M-DTIBOR、1M-ZTIBOR vs 6M-DTIBOR、1M-ZTIBOR vs 3M-DTIBOR及び1M-ZTIBOR vs 1M-DTIBORが対象

【USD】

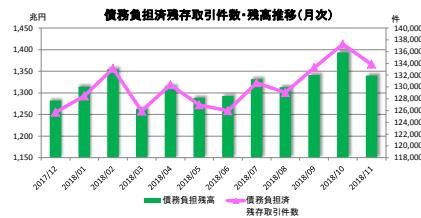
vs Fixed

LIBOR

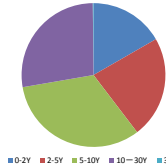
(単位: 件、百万米ドル)

年/月	合計		0-2Y		2-5Y		5-10Y		10-30Y	
	債務負担件数	債務負担金額	債務負担件数	債務負担金額	債務負担件数	債務負担金額	債務負担件数	債務負担金額	債務負担件数	債務負担金額
2017/12	0	0	0	0	0	0	0	0	0	0
2018/01	0	0	0	0	0	0	0	0	0	0
2018/02	0	0	0	0	0	0	0	0	0	0
2018/03	0	0	0	0	0	0	0	0	0	0
2018/04	0	0	0	0	0	0	0	0	0	0
2018/05	0	0	0	0	0	0	0	0	0	0
2018/06	0	0	0	0	0	0	0	0	0	0
2018/07	0	0	0	0	0	0	0	0	0	0
2018/08	0	0	0	0	0	0	0	0	0	0
2018/09	0	0	0	0	0	0	0	0	0	0
2018/10	0	0	0	0	0	0	0	0	0	0
2018/11	0	0	0	0	0	0	0	0	0	0

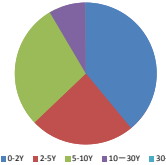
債務負担済残存取引件数・残高



債務負担済残存取引件数(ナナ一別)



債務負担残高(ナナ一別)



※2018/11末時点における債務負担済残存取引件数に係る割合

※2018/11末時点における債務負担残高に係る割合

<合計>

年/月	合計		0-2Y		2-5Y		5-10Y		10-30Y		30+Y	
	債務負担済 残存取引件数	債務負担残高	債務負担済 残存取引件数	債務負担残高	債務負担済 残存取引件数	債務負担残高	債務負担済 残存取引件数	債務負担残高	債務負担済 残存取引件数	債務負担残高	債務負担済 残存取引件数	債務負担残高
2017/12	125,719.0	1,282,015.437	21,588.5	499,506.719	28,014.4	295,871.317	43,840.0	388,913.563	32,101.5	97,488.980	174.5	234.257
2018/01	128,486.5	1,313,991.763	21,890.0	512,735.724	28,558.0	302,989.473	44,855.0	396,288.893	33,001.0	101,722.363	182.5	253.310
2018/02	133,134.0	1,354,434.333	22,396.0	523,041.468	29,681.0	315,459.792	46,456.5	408,250.512	34,433.0	107,446.571	167.5	235.990
2018/03	125,893.0	1,262,865.669	21,314.0	483,028.996	29,546.5	296,641.189	42,947.5	380,703.055	32,862.5	101,259.871	202.5	353.368
2018/04	130,377.0	1,315,028.739	22,076.5	506,066.730	29,550.5	309,444.557	44,424.5	393,257.496	34,126.0	105,913.993	199.5	345.962
2018/05	126,959.5	1,288,581.172	21,955.0	505,887.153	28,766.0	297,307.786	42,585.5	381,821.411	33,463.5	103,237.782	189.5	327.040
2018/06	125,978.0	1,282,916.965	22,112.0	519,943.709	28,318.0	290,923.879	41,885.0	378,258.132	33,463.5	104,140.432	199.5	349.812
2018/07	130,713.0	1,331,614.530	22,561.0	527,117.771	29,142.5	302,065.871	43,325.5	389,883.196	36,470.5	112,204.830	212.5	338.742
2018/08	129,043.5	1,313,184.852	22,564.0	530,235.524	29,100.0	301,327.892	42,324.0	373,337.807	34,880.5	108,005.226	175.0	278.402
2018/09	133,271.5	1,341,284.301	22,879.0	530,118.905	29,880.5	311,790.859	43,903.5	385,842.449	36,452.5	113,017.196	256.0	494.892
2018/10	137,262.0	1,393,387.771	23,212.5	556,896.067	30,895.0	324,358.899	45,088.0	394,381.485	37,868.5	117,427.038	198.0	324.282
2018/11	133,868.0	1,339,854.871	22,357.0	522,650.268	30,700.0	319,903.204	43,712.5	383,712.941	36,883.5	113,241.403	215.0	347.054

<内訳>

[JPY]

vs Fixed

LIBOR

年/月	合計		0-2Y		2-5Y		5-10Y		10-30Y		30+Y	
	債務負担済 残存取引件数	債務負担残高	債務負担済 残存取引件数	債務負担残高	債務負担済 残存取引件数	債務負担残高	債務負担済 残存取引件数	債務負担残高	債務負担済 残存取引件数	債務負担残高	債務負担済 残存取引件数	債務負担残高
2017/12	98,200.5	978,313.735	15,441.0	366,467.785	20,289.0	210,433.619	34,368.5	317,785.914	27,390.5	83,393.239	171.5	233.177
2018/01	101,986.5	1,025,935.343	15,856.0	383,422.942	21,187.0	229,397.751	35,903.0	330,883.426	28,871.0	89,871.000	179.5	254.230
2018/02	106,381.5	1,062,366.636	16,311.0	391,002.677	22,236.5	235,609.648	37,439.0	342,266.140	30,230.5	93,253.260	164.5	234.910
2018/03	98,537.0	967,619.464	15,178.5	353,376.173	20,868.5	214,196.751	33,835.5	313,751.158	28,459.0	85,951.094	195.5	344.288
2018/04	102,700.5	1,017,060.256	15,850.0	370,986.277	21,839.0	225,375.384	36,243.5	325,747.222	29,595.5	90,514.491	193.5	336.882
2018/05	99,011.5	987,738.729	15,671.0	372,681.101	20,952.5	213,309.438	33,363.5	313,984.559	28,838.0	87,366.671	186.5	325.960
2018/06	97,719.0	992,988.680	15,800.5	387,509.638	20,414.5	207,237.035	32,594.5	310,194.651	28,715.0	87,705.123	194.5	342.232
2018/07	103,031.0	1,038,622.300	16,367.5	400,735.720	21,389.0	216,666.979	34,278.5	322,651.883	30,777.5	95,628.058	209.5	337.662
2018/08	101,018.0	1,017,998.774	16,349.5	405,103.615	21,222.5	216,516.066	33,166.5	304,945.985	30,087.5	91,055.317	172.0	277.322
2018/09	104,710.0	1,042,735.282	16,487.5	405,770.171	21,954.5	225,627.127	34,545.5	315,385.096	31,472.5	95,464.075	250.0	488.812
2018/10	108,299.0	1,088,801.586	16,934.0	430,511.211	22,715.0	235,306.208	35,676.0	323,041.150	32,770.0	99,624.814	194.0	318.202
2018/11	104,487.0	1,033,490.312	16,010.0	386,365.066	22,448.0	229,802.528	34,180.0	311,585.843	31,648.0	94,788.070	211.0	344.974

ユーロ円TIBOR (TIBOR)

年/月	合計		0-2Y		2-5Y		5-10Y		10-30Y	
	債務負担済 残存取引件数	債務負担残高	債務負担済 残存取引件数	債務負担残高	債務負担済 残存取引件数	債務負担残高	債務負担済 残存取引件数	債務負担残高	債務負担済 残存取引件数	債務負担残高
2017/12	2,287.5	38,920.591	585.5	17,453.337	683.5	12,421.587	764.5	8,028.260	254.0	1,017.406
2018/01	2,293.5	38,121.428	572.5	16,291.160	685.5	12,548.897	767.5	8,127.818	257.0	1,153.563
2018/02	2,286.0	37,523.731	568.0	15,851.889	683.5	12,331.087	781.5	8,207.980	253.0	1,132.775
2018/03	2,321.5	38,919.634	578.0	16,733.705	697.0	12,635.851	789.5	8,358.308	257.0	1,191.771
2018/04	2,381.5	38,817.285	580.0	16,585.277	701.0	12,545.065	798.5	8,478.115	302.0	1,208.627
2018/05	2,339.0	38,765.492	588.0	16,645.915	696.5	12,453.856	791.5	8,490.723	299.0	1,186.016
2018/06	2,421.5	38,805.011	588.0	16,494.519	697.0	12,352.647	827.5	8,558.405	309.0	1,399.441
2018/07	2,444.5	38,590.450	586.0	16,201.504	690.0	12,150.947	845.5	8,903.613	323.0	1,334.386
2018/08	2,478.5	38,661.245	584.0	16,204.922	693.0	12,195.747	855.5	9,091.232	343.0	1,289.943
2018/09	2,480.0	38,121.520	575.5	15,671.819	701.0	12,238.857	868.5	9,035.110	335.0	1,175.735
2018/10	2,477.5	38,649.193	578.0	16,458.032	693.0	11,935.257	871.5	9,089.717	335.0	1,166.187
2018/11	2,478.5	38,924.669	592.0	17,096.281	675.0	11,614.657	870.5	9,051.712	341.0	1,161.420

OIS

年/月	合計		0-2Y		2-5Y		5-10Y		10-30Y		30+Y	
	債務負担済 残存取引件数	債務負担残高	債務負担済 残存取引件数	債務負担残高	債務負担済 残存取引件数	債務負担残高	債務負担済 残存取引件数	債務負担残高	債務負担済 残存取引件数	債務負担残高	債務負担済 残存取引件数	債務負担残高
2017/12	1,290.0	10,818.587	227.0	6,333.250	228.0	1,856.220	330.5	1,417.155	504.5	1,211.962	0.0	0.0
2018/01	1,302.0	11,425.988	233.0	6,973.650	227.0	1,789.820	328.5	1,410.155	513.5	1,251.968	0.0	0.0
2018/02	1,341.0	13,436.128	240.0	8,964.910	222.0	1,698.910	336.5	1,468.955	542.5	1,313.353	0.0	0.0
2018/03	1,429.0	13,636.658	240.0	8,752.910	239.0	1,886.410	352.5	1,528.845	595.5	1,466.493	2.0	2,000.0
2018/04	1,485.0	14,083.738	247.0	9,032.930	240.0	1,874.690	372.5	1,642.955	625.5	1,533.163	0.0	0.0
2018/05	1,536.0	14,907.508	253.0	9,645.410	245.0	1,876.970	385.5	1,761.905	651.5	1,621.223	0.0	0.0
2018/06	1,560.0	14,931.078	253.0	9,568.120	253.0	1,976.880	381.5	1,712.325	672.5	1,673.753	0.0	0.0
2018/07	1,588.0	14,762.018	253.0	9,249.850	254.0	1,948.500	389.5	1,815.465	691.5	1,748.203	0.0	0.0
2018/08	1,638.5	15,121.434	257.5	9,224.330	270.5	2,163.220	403.5	1,932.612	707.0	1,801.273	0.0	0.0
2018/09	1,677.5	15,628.034	264.5	9,584.280	275.5	2,187.110	407.5	1,986.372	730.0	1,860.273	0.0	0.0
2018/10	1,722.0	16,373.443	264.5	10,089.485	276.5	2,250.710	434.0	2,137.595	747.0	1,895.653	0.0	0.0
2018/11	1,761.0	14,719.233	261.5	8,300.245	284.5	2,289.710	433.0	2,159.735	781.0	2,028.543	1.0	1,000.0

日本円TIBOR (DTIBOR)

年/月	合計		0-2Y		2-5Y		5-10Y		10-20Y	
	債務負担済 残存取引件数	債務負担残高	債務負担済 残存取引件数	債務負担残高	債務負担済 残存取引件数	債務負担残高	債務負担済 残存取引件数	債務負担残高	債務負担残高	債務負担残高
2017/12	1,423.0	3,465.657	285.0	967.107	735.0	1,559.241	403.0	939.310		
2018/01	1,436.0	3,543.017	309.0	1,153.385	732.0	1,408.227	394.0	981.405		
2018/02	1,453.0	3,549.521	322.0	1,179.955	736.0	1,376.308	395.0	991.257		
2018/03	1,503.5	3,415.179	333.5	1,178.478	752.0	1,332.217	418.0	904.485		
2018/04	1,536.5	3,411.047	356.5	1,197.983	769.0	1,355.882	410.0	857.182		
2018/05	1,574.5	3,425.749	360.5	1,202.724	733.0	1,343.877	421.0	878.148		
2018/06	1,613.5	3,407.803	362.5	1,197.267	807.0	1,333.079	444.0	877.456		
2018/07	1,645.5	3,425.353	378.5	1,210.789	818.0	1,339.120	449.0	875.444		
2018/08	1,693.0	3,713.890	392.0	1,258.469	834.0	1,429.635	467.0	1,025.777		
2018/09	1,769.0	4,089.976	406.0	1,259.189	844.0	1,530.363	515.0	1,292.534	15.0	7.890
2018/10	1,823.0	4,245.169	437.0	1,459.137	865.0	1,456.130	514.0	1,323.120	7.0	6.782
2018/11	1,846.0	4,244.144	453.0	1,569.768	865.0	1,337.706	518.0	1,311.872	10.0	24.798

